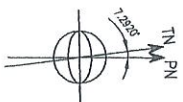
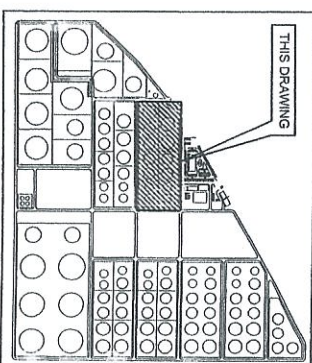
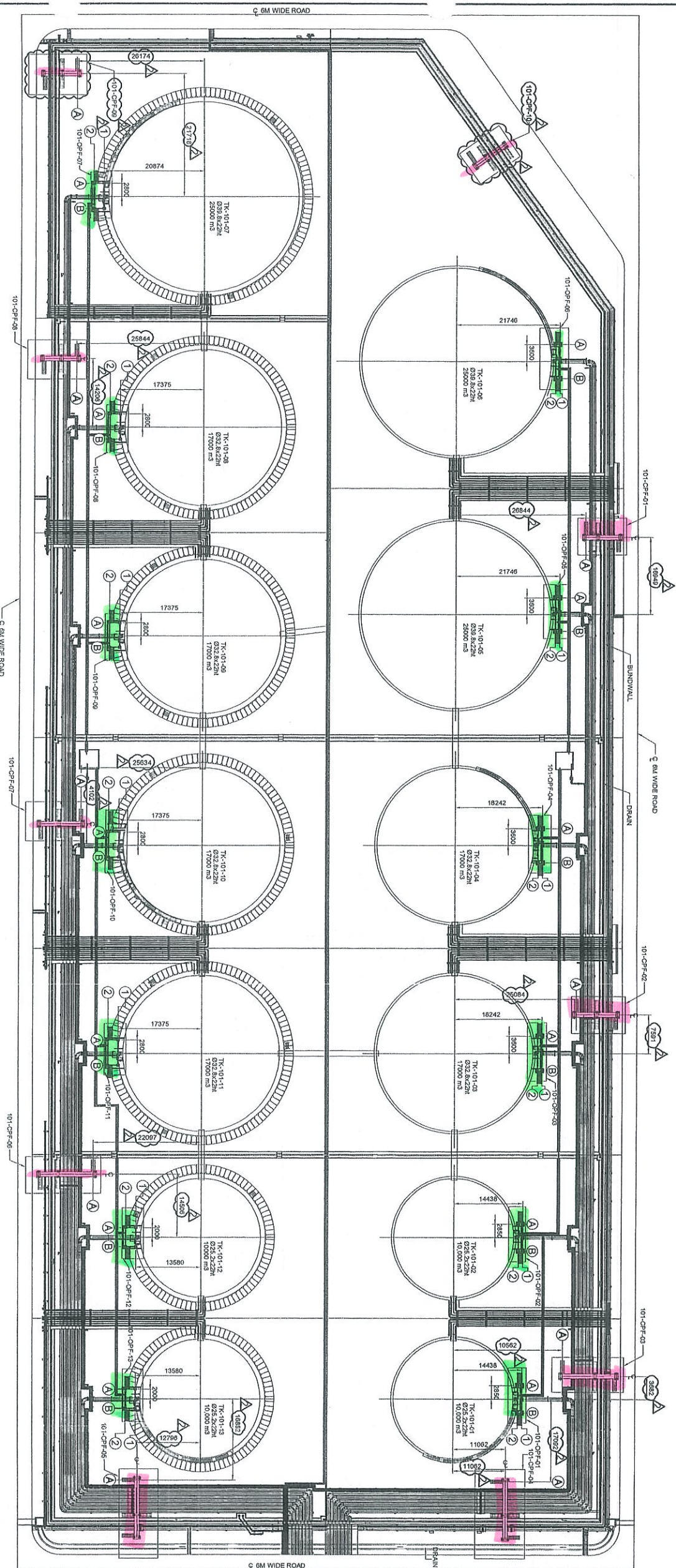


P1T 101 ~ 104

- * CROSS-OVER PLATFORM
- * OPERATING PLATFORM



█ - OPERATING PLATFORM
█ - CROSS OVER PLATFORM



KEY PLAN

NOTES:

- ALL DIMENSIONS ARE IN MILLIMETERS
- FOR STRUCTURAL NOTES REFER TO DWG NO. DH0008-ENG-C-01-0001.
- FOR CROSSOVER PLATFORM DETAILS REFER DWG. No. DH0008-ENG-C-01-0005 TO 0012
- FOR OPERATING PLATFORM DETAILS REFER DWG. No. DH0008-ENG-C-01-0039 TO 0052

ABBREVIATION:

CPF = CROSS OVER PLATFORMS
 OPF = OPERATING PLATFORMS



Proj. No.	008
Code	
Date	
By	
Check	
Date	

COPY 2/3

NO	DESCRIPTION	BY	CHK'D	APPR.	DATE
2	APPROVED FOR CONSTRUCTION	WKL	WKL		02.05.13
1	APPROVED FOR CONSTRUCTION	KSR	WKL/ZU		12.11.12
0	ISSUED FOR APPROVAL	KSR	WKL/ZU		31.07.12
A	ISSUED FOR REVIEW	SH	WKL/ZU		09.07.12

PROJECT TITLE :
INDEPENDENT DEEPWATER PETROLEUM
TERMINAL AT PENGERANG

PROJECT OWNER :
PENGERANG INDEPENDENT TERMINALS SDN.BHD.

EPCC CONTRACTOR :
DIALOG E & C SDN. BHD. (189396-U)
109, BLOCK 6, PHILHO DAMANSARA, 1,
NO. 9, JALAN 16/11, 43350 PETLING JAYA, SELANGOR.

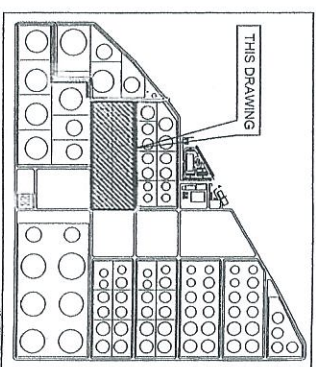
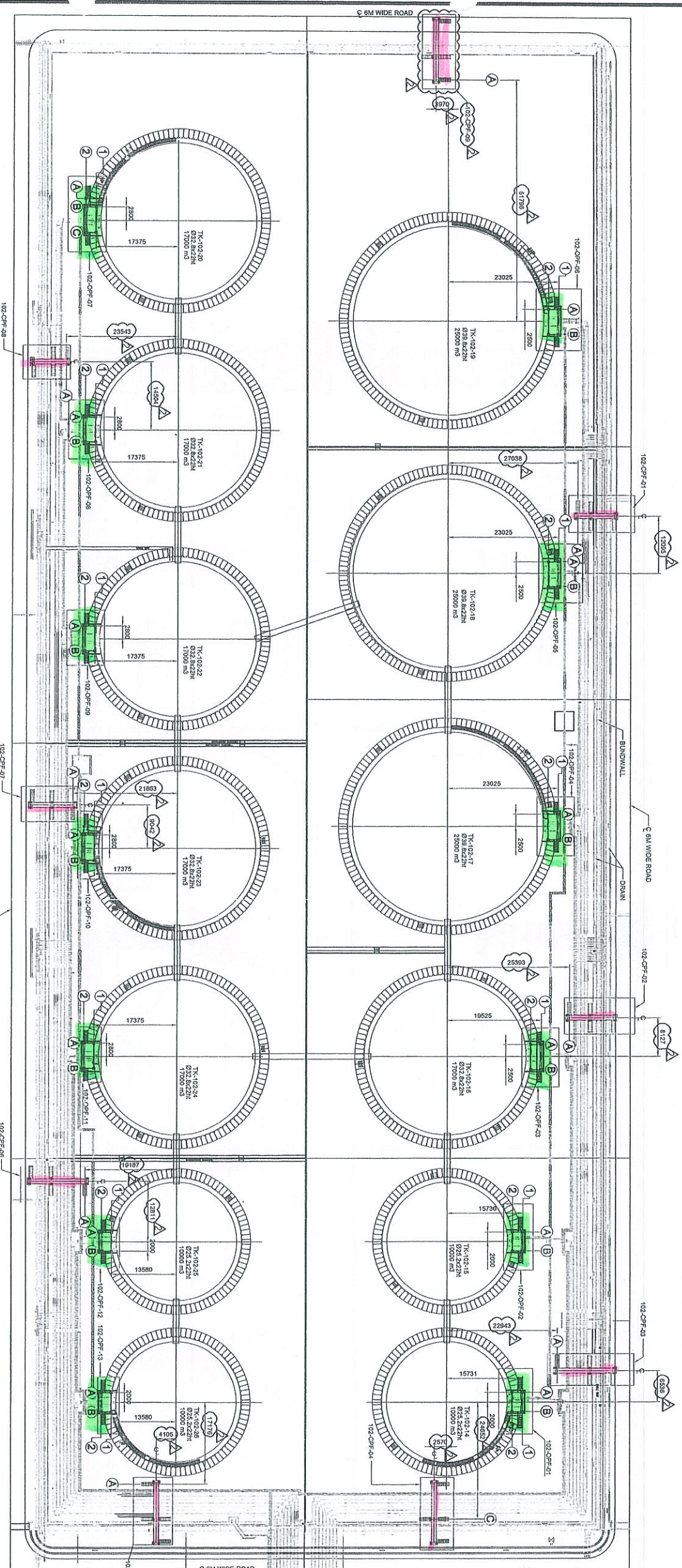
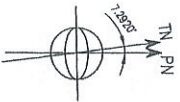
DRAWING TITLE :

CROSS OVER & OPERATING PLATFORMS LAYOUT
FOR TANK PIT -101

SCALE	1:500	CHECKED	WKL/ZU
DRAWN	SH	APPROVED	LKL
DATE	02.05.13	FILENAME	DH0008-ENG-C-PF-0001
DWG. NO	DH0008-ENG-C-PF-0001	SFT. NO.	REV
		(1 OF 1)	2

APPROVED FOR CONSTRUCTION





KEY PLAN

NOTES:
 1. ALL DIMENSIONS ARE IN MILLIMETERS.
 2. FOR STRUCTURE NOTES, REFER TO DWG NO: DH0008-ENG-C-01-0001.
 3. FOR CROSSOVER PLATFORM DETAILS REFER DWG. No: DH0008-ENG-C-01-0013 TO 0020.
 4. FOR OPERATING PLATFORM DETAILS REFER DWG. No: DH0008-ENG-C-01-0048 TO 0055.



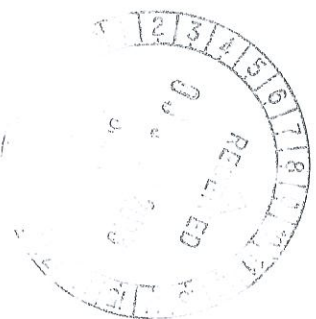
HOLDS:
 H001: ADDITIONAL PLATFORMS AS PER PREVIOUS CONSULT

ABBREVIATION:
 CFP = CROSS OVER PLATFORMS
 OPF = OPERATING PLATFORMS

COPY 2.3

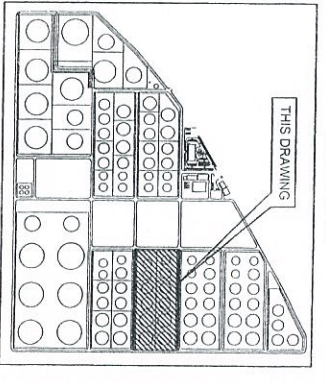
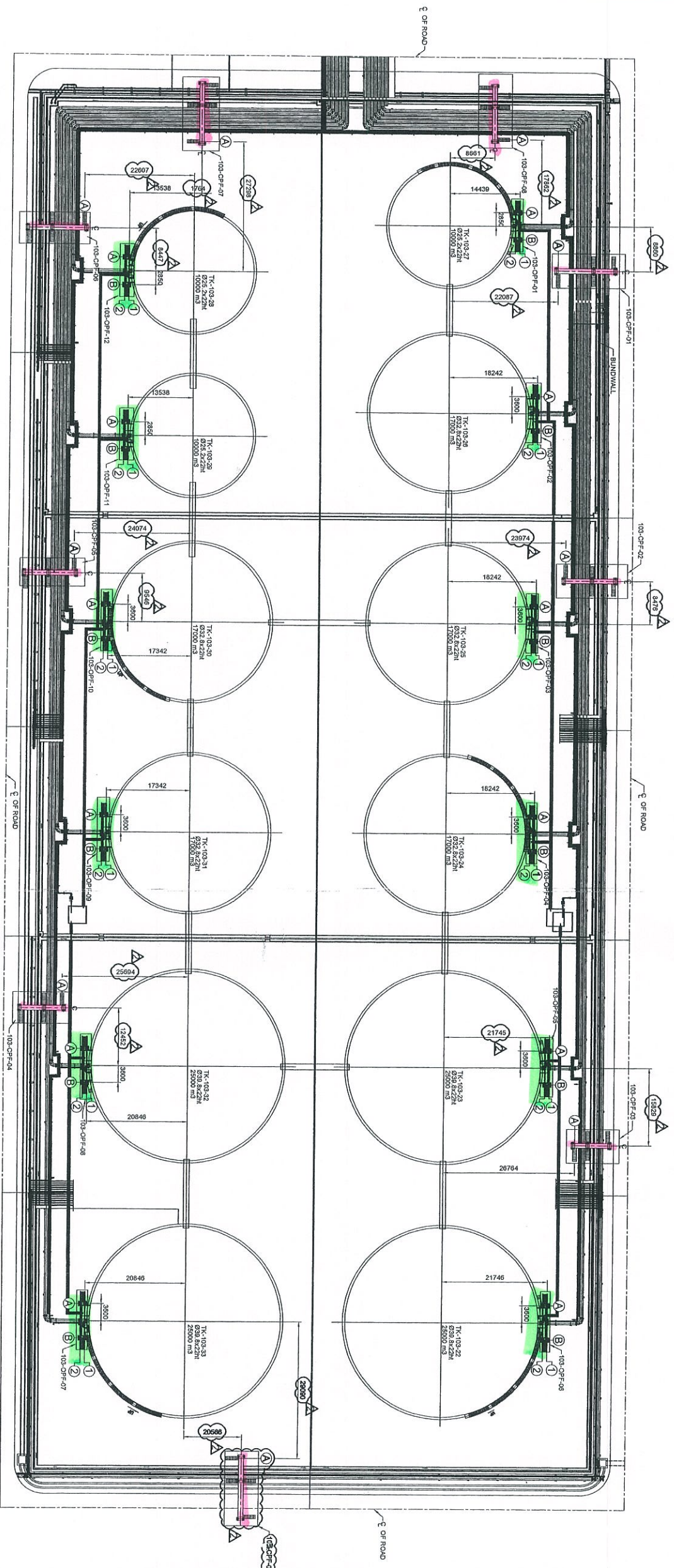
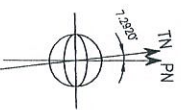
NO	REV	DATE	DESCRIPTION
1			
2			

PROJECT TITLE	INDEPENDENT DEEPWATER PETROLEUM TERMINAL AT PENGERANG
PROJECT OWNER	PENGERANG INDEPENDENT TERMINALS SDN.BHD.
EPCC CONTRACTOR :	DIALOG E & C SDN. BHD. (189289-U) 109, BLOCK C, PHILHO DAMANSARA 1, NO. 9, JALAN 18/11, 48150 PETALING JAYA, SELANGOR
DRAWING TITLE	CROSS OVER & OPERATING PLATFORMS LAYOUT FOR TANK PIT -102
SCALE	1:1500
DRAWN	CHK
DATE	04.09.12
DWG. NO.	DH0008-ENG-C-PF-0002



FOR CONSTRUCTION

SCALE	1:1500	CHECKED	WKL/ZJ
DRAWN	CHK	APPROVED	LWL
DATE	04.09.12	FILENAME	DH0008-ENG-C-PF-0002
DWG. NO.	DH0008-ENG-C-PF-0002	SHT. NO.	2



KEY PLAN

NOTES:

1. ALL DIMENSIONS ARE IN MM.
2. FOR STRUCTURE NOTES, REFER TO DWG NO: DH0008-ENG-C-GN-0001.
3. FOR CROSSOVER PLATFORM DETAILS REFER DWG. No. DH0008-ENG-C-PF-0021 TO 0024
4. FOR OPERATING PLATFORM DETAILS REFER DWG. No. DH0008-ENG-C-PF-0085 TO 0077

HOLD:

HOLD: ADDITIONAL PLATFORMS AS PER PREVIOUS COMMENT

ABBREVIATION:

CPF = CROSS OVER PLATFORMS
OPF = OPERATING PLATFORMS



No	Date	Sign	Remarks
1	12.11.12	[Signature]	Approved for construction
2	12.11.12	[Signature]	Approved for construction
3	11.07.12	[Signature]	Issued for approval
4	09.07.12	[Signature]	Issued for review

NO	DESCRIPTION	BY	CHK'D	APP'D	DATE
1	APPROVED FOR CONSTRUCTION	[Signature]	[Signature]	[Signature]	02.05.13
2	APPROVED FOR CONSTRUCTION	[Signature]	[Signature]	[Signature]	12.11.12
3	ISSUED FOR APPROVAL	[Signature]	[Signature]	[Signature]	11.07.12
4	ISSUED FOR REVIEW	[Signature]	[Signature]	[Signature]	09.07.12

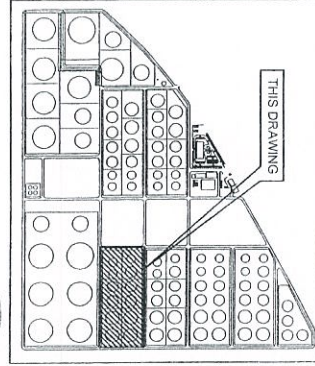
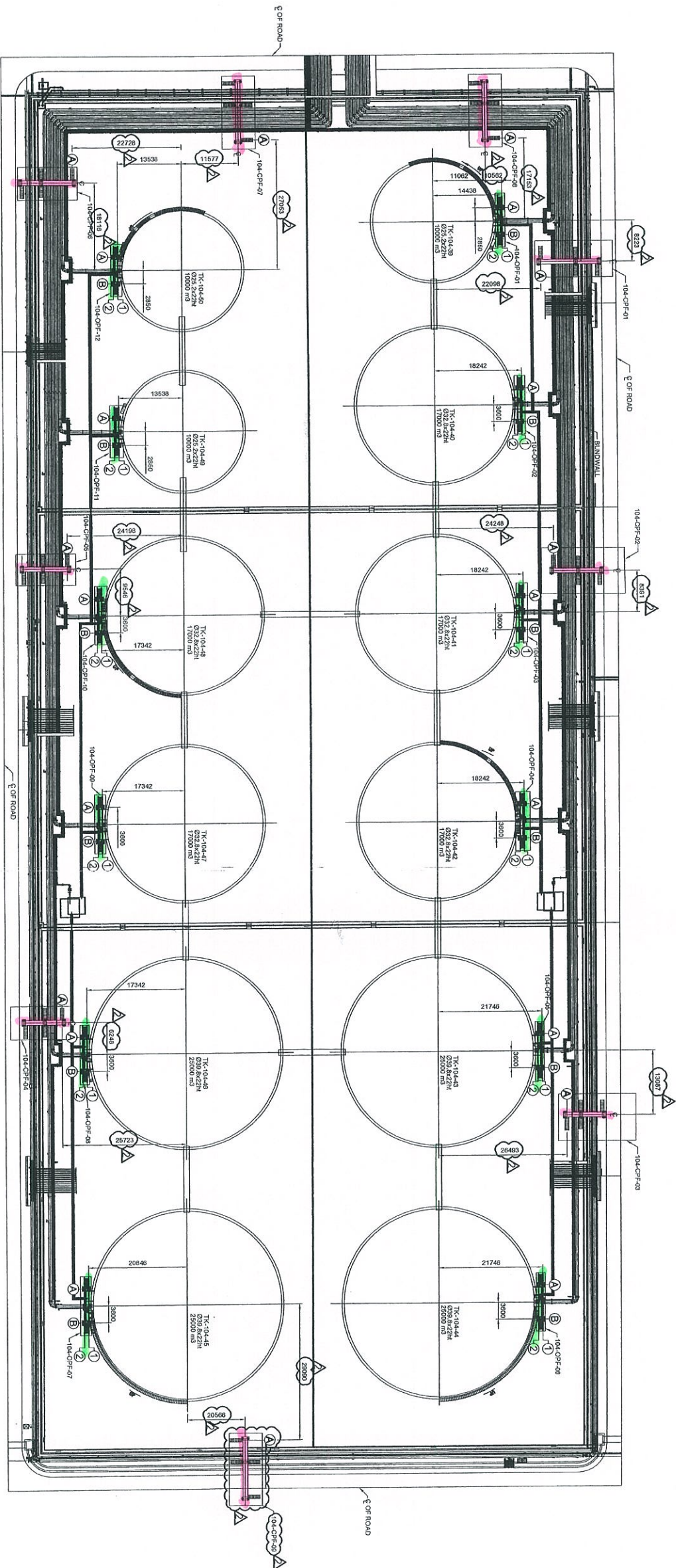
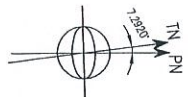
PROJECT TITLE :
INDEPENDENT DEEPWATER PETROLEUM
TERMINAL AT PENGERANG

PROJECT OWNER :
PENGERANG INDEPENDENT TERMINALS SDN.BHD.

EPC CONTRACTOR :
DIALOG E & C SDN. BHD. (188150-U)
109, BLOCK G, PULAU DAWANSAH 1,
NO. 9, JALAN 16/11, 46350 PETRING JAYA, SELANGOR.

DRAWING TITLE :
CROSS OVER & OPERATING PLATFORMS LAYOUT
FOR TANK PIT -103

SCALE	CHECKED	APPROVED
1:500	[Signature]	[Signature]
BRAIN	XLR	LKM
DATE	03.05.13	FILENAME : DH0008-ENG-C-PF-0003
DWG. NO :		SHT. NO. REV.
DH0008-ENG-C-PF-0003		(1 OF 1) 2



KEY PLAN

NOTES:
 1. ALL DIMENSIONS ARE IN MILLIMETERS.
 2. FOR STRUCTURE NOTES, REFER TO DWG NO:
 3. FOR CROSSOVER PLATFORM DETAILS REFER
 DWG. NO. DH0008-ENG-C-PF-0028 TO 0036.
 4. FOR OPERATING PLATFORM DETAILS REFER
 DWG. NO. DH0008-ENG-C-PF-0065 TO 0073

HOLDS:
 HOLD1 : ADDITIONAL PLATFORMS AS PER PREVIOUS COMMENT

ABBREVIATION:
 OPF = CROSS OVER PLATFORMS
 OPF = OPERATING PLATFORMS

DATE	BY	CHK'D	APP'R	DATE
02.05.13	WKL/JZ	LKM		
12.11.12	WKL/JZ	LKM		
31.07.12	WKL/JZ	LKM		
09.02.12	WKL/JZ	LKM		

NO.	DESCRIPTION	BY	CHK'D	APP'R	DATE
1	ISSUED FOR APPROVAL	WKL/JZ	LKM		02.05.13
2	APPROVED FOR CONSTRUCTION	WKL/JZ	LKM		12.11.12
3	ISSUED FOR REVIEW	WKL/JZ	LKM		09.02.12

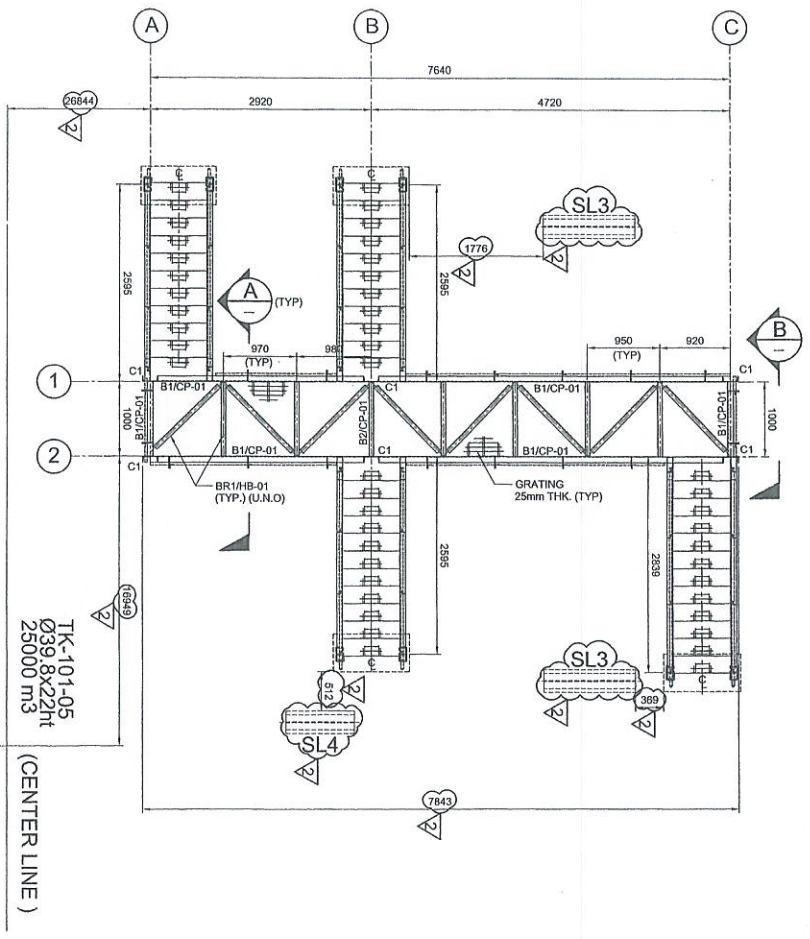
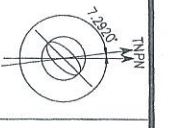
PROJECT TITLE :
 INDEPENDENT DEEPWATER PETROLEUM
 TERMINAL AT PENGERANG

PROJECT OWNER :
 PENERANG INDEPENDENT TERMINALS SDN.BHD.

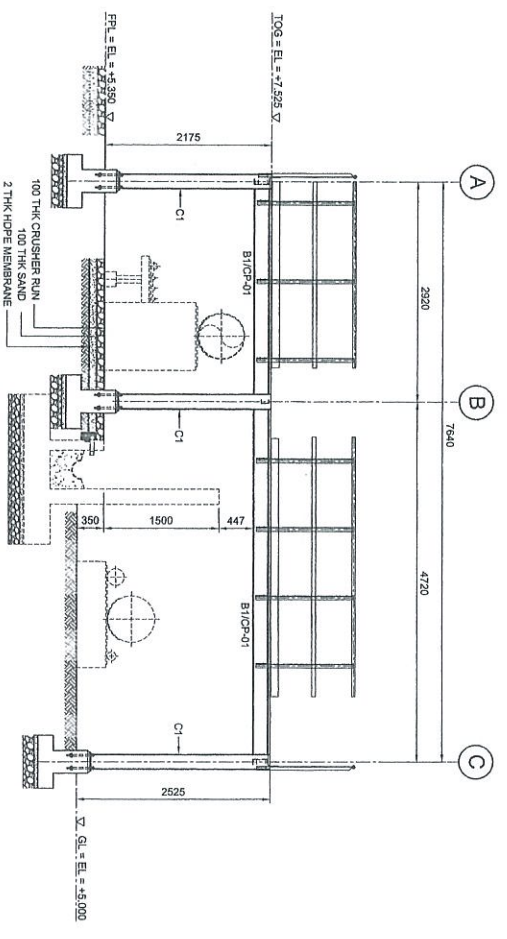
EPC CONTRACTOR :
 DIALOG E & C SDN. BHD. (189280-U)
 109, BLOK 6, PHASED DAMANSARA 1,
 NO. 9, JALAN 15/11, 48150 PETALING JAYA, SELANGOR.

DRAWING TITLE :
 CROSS OVER & OPERATING PLATFORMS LAYOUT
 FOR TANK PIT -104

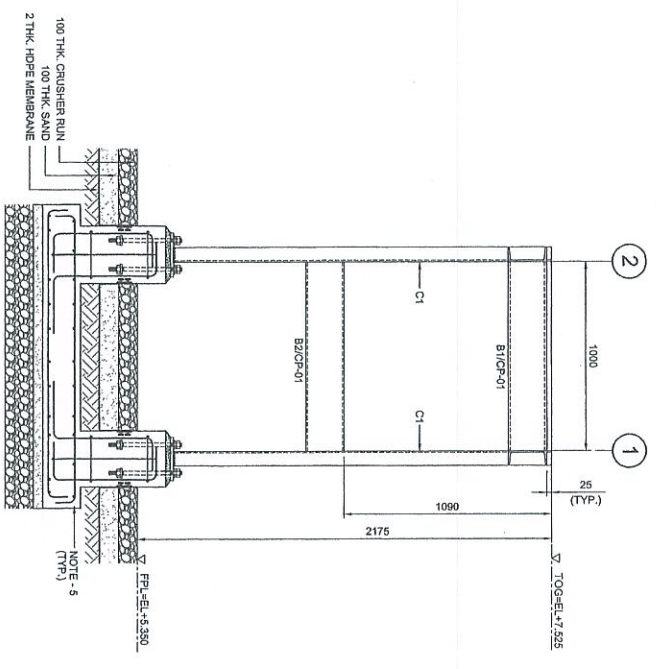
SCALE : 1:1500	CHECKED : WKL/JZ
DRAWN : KSR	APPROVED : LKM
DATE : 02.05.13	FILENAME : DH0008-ENG-C-PF-0004
DWG. NO. : DH0008-ENG-C-PF-0004	SHT. NO. : 2
	(1 OF 1)



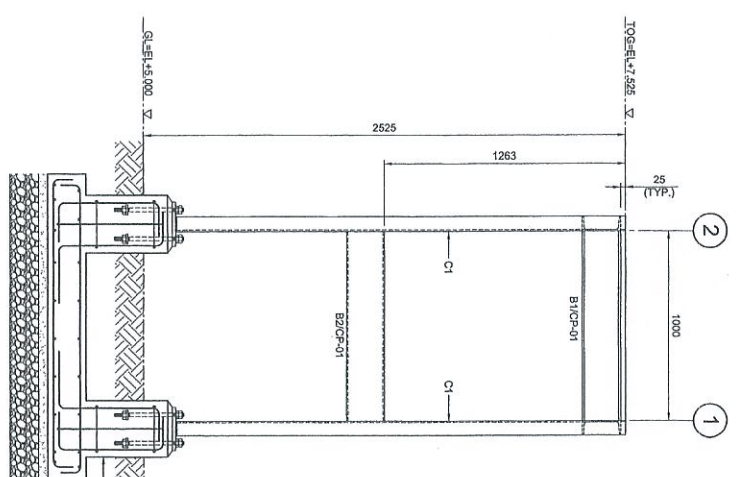
PLAN AT EL. +7.525
SCALE 1:50
TK-101-05
Ø39.8x22Ht
23000 M3
(CENTER LINE)



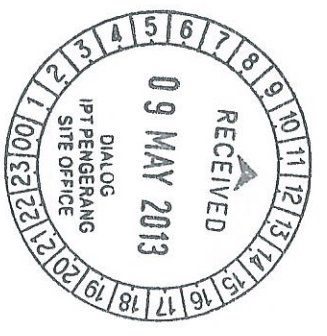
ELEVATION ALONG GRID 2



SECTION A
SCALE 1:20



SECTION B
SCALE 1:20



COPY 23

Reg. No.	Dir. No.	Appr. No.	Appr. Date

FOR CONSTRUCTION

- NOTES:**
1. ALL DIMENSIONS ARE IN MILLIMETERS & LEVELS IN METERS
 2. READ THIS DWG. IN CONJUNCTION WITH DWG. NO: DH0008-ENG-C-PF-0001 FOR LOCATION, ORIENTATION AND OVERALL PLAN.
 3. FOR STRUCTURE NOTES, REFER TO DWG NO: DH0008-ENG-C-01-0001.
 4. PENERANG OVERALL MASTER PLAN REFER DWG. NO: DH0008-ENG-P1-0-0001.
 5. FOR STAIRCASE & FOUNDATION DETAILS REFER DWG. NO: DH0008-ENG-C-PF-0007 & 0008.
 6. FOR STANDARD CONNECTION DETAILS REFER DWG. NO: DH0008-ENG-C-SD-0011 TO 0020.
 7. FOR STANDARD ANCHOR BOLT DETAILS REFER DWG. NO: DH0008-ENG-C-SD-0001.
 8. FOR STANDARD HANDRAIL DETAILS REFER DWG. NO: DH0008-ENG-C-SD-0003.
 9. ALL CONNECTIONS ARE BOLTED CONNECTIONS.
 10. ALL THE STRUCTURAL MEMBERS HAVE TO BE HOT DIPPED GALVANIZED.
 11. PIPE SLEEPER DETAIL REFER DWG. NO: DH0008-ENG-C-PS-0002

ABBREVIATION:
B1/CP-01 = MEMBER SIZE & CP-01 = CONNECTION TYPE
TOP. = TOP OF GRATING.
FPL. = FINISHED PLATFORM LEVEL.
G.L. = GROUND LEVEL.

LEGENDS:

MARKING	SIZE	NOTE
CI	C 200 x 80 x 24 KGM	COLUMN
B1	C 200 x 80 x 24 KGM	BEAM
B2	C 200 x 80 x 24 KGM	BEAM
BR1	L 65 x 55 x 6 THK	BRACING

NO.	DESCRIPTION	BY	CHK'D	APPR.	DATE
1	APPROVED FOR CONSTRUCTION	WKL/ZJ			23/04/13
2	APPROVED FOR CONSTRUCTION	KSR WKL/ZJ			08/11/12
3	ISSUED FOR APPROVAL	KSR WKL/ZJ			31/07/12
4	ISSUED FOR REVIEW	KSR WKL/ZJ			10/07/12

PROJECT TITLE:
INDEPENDENT DEEPWATER PETROLEUM TERMINAL AT PENERANG

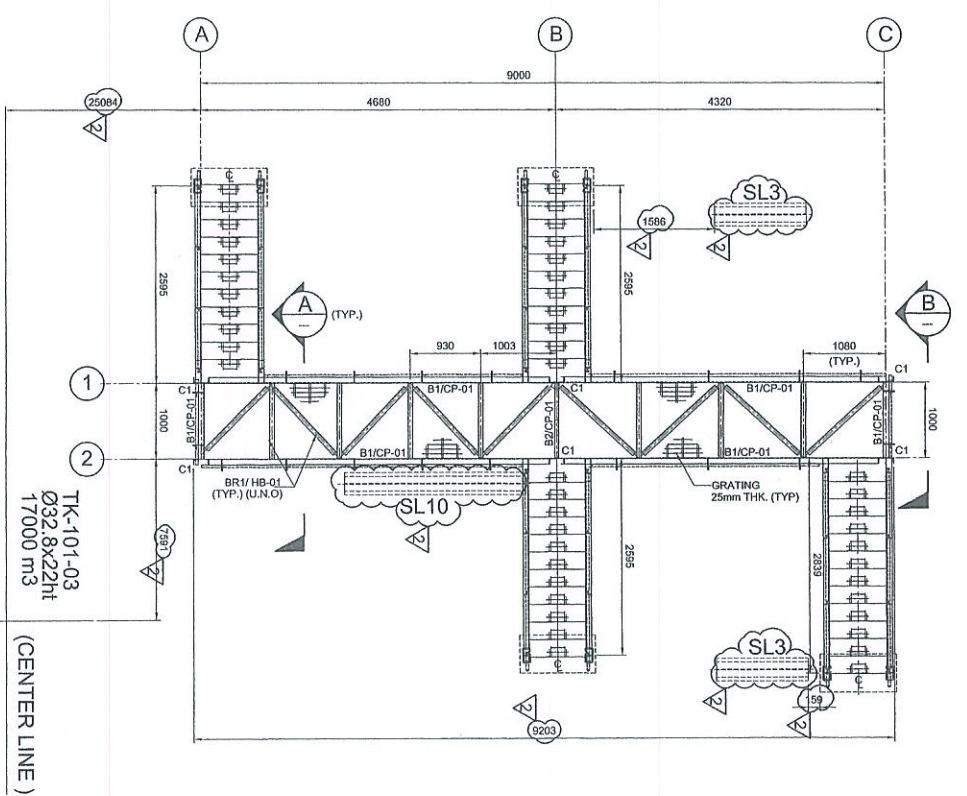
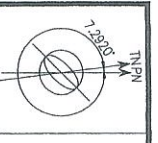
PROJECT OWNER:
PENERANG INDEPENDENT TERMINALS SDN. BHD.

EPC CONTRACTOR:
DIALOG E & C SDN. BHD. (189290-U)
109, BLOCK G, PHLEO DAMANSARA 1,
NO. 9, JALAN 19/11, 46350 PETALING JAYA, SELANGOR.

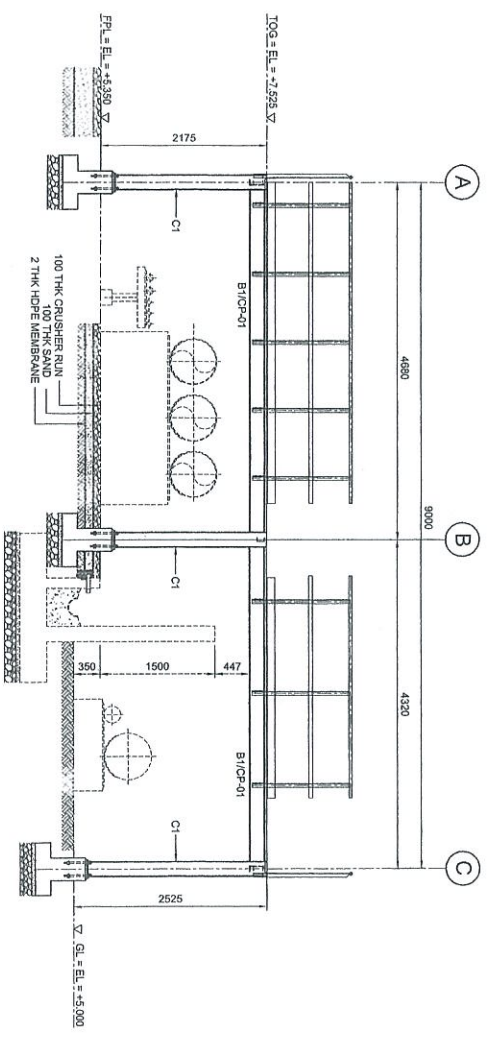
DRAWING TITLE:
PLAN & SECTIONAL DETAILS OF CROSSOVER PLATFORM 101-CPF-01 FOR TANKPIT -101

SCALE: 1:50, 1:20
CHECKED: WKL/ZJ
DRAWN: KSR
DATE: 10/07/12
APPROVED: LKM
FILENAME: DH0008-ENG-C-PF-0005
DWG. NO.: DH0008-ENG-C-PF-0005
SHT. NO.: (1 OF 1)
REV.: 2

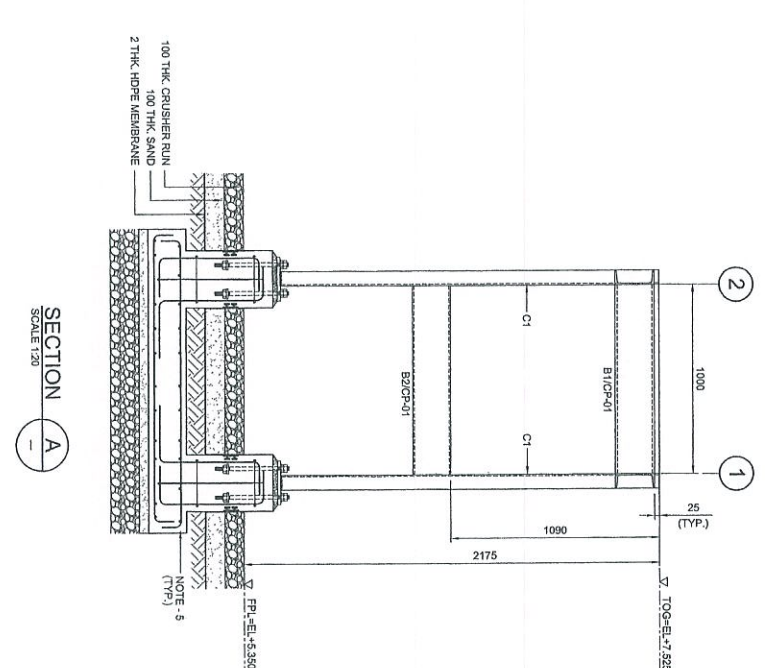




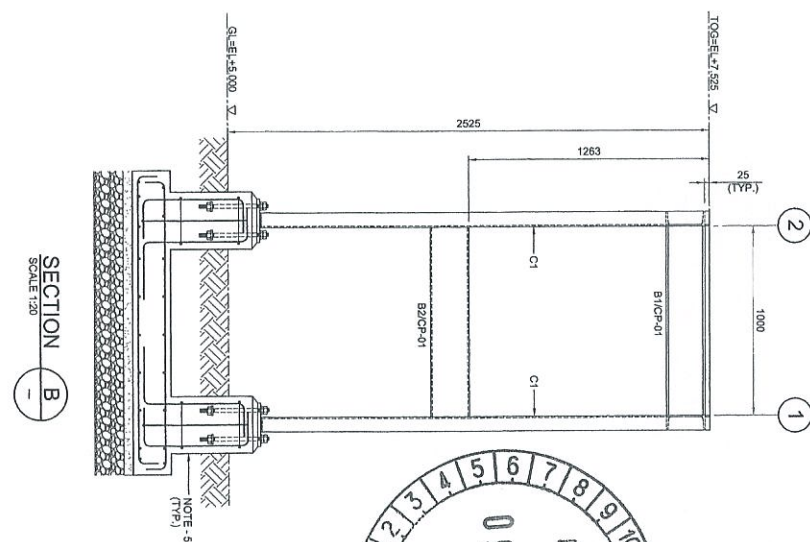
PLAN AT EL. +7.525
SCALE 1:50
TK-101-03
Ø32.8x22m
17000 m3
(CENTER LINE)



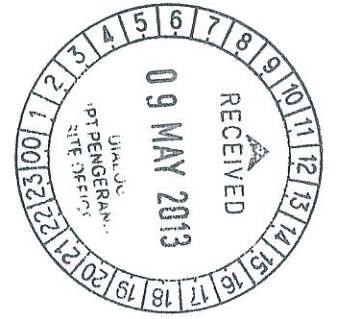
ELEVATION ALONG GRID 2
SCALE 1:50



SECTION A-A
SCALE 1:20



SECTION B-B
SCALE 1:20



Revisi	Uraian	Tgl.	Disetujui
1	Revisi		
2	Revisi		
3	Revisi		
4	Revisi		
5	Revisi		
6	Revisi		
7	Revisi		
8	Revisi		
9	Revisi		
10	Revisi		
11	Revisi		
12	Revisi		
13	Revisi		
14	Revisi		
15	Revisi		
16	Revisi		
17	Revisi		
18	Revisi		
19	Revisi		
20	Revisi		
21	Revisi		
22	Revisi		
23	Revisi		
24	Revisi		
25	Revisi		

APPROVED FOR CONSTRUCTION

COPY 2/3



- NOTES:
1. ALL DIMENSIONS ARE IN MILLIMETERS & LEVELS IN METERS
 2. READ THIS DWG. IN CONJUNCTION WITH DWG. NO. DH0008-ENG-C-PF-0001 FOR LOCATION, ORIENTATION AND OVERALL PLAN.
 3. FOR STRUCTURE NOTES, REFER TO DWG. NO. DH0008-ENG-C-01-0001.
 4. PENERANG OVERALL MASTER PLAN REFER DWG. NO. DH0008-ENG-H-0-0001.
 5. FOR STAIRCASE & FOUNDATION DETAILS REFER DWG. NO. DH0008-ENG-C-PF-0037 & 0038.
 6. FOR STANDARD CONNECTION DETAILS REFER DWG. NO. DH0008-ENG-C-S0-0011 TO 0020.
 7. FOR STANDARD ANCHOR BOLT DETAILS REFER DWG. NO. DH0008-ENG-C-S0-0001.
 8. FOR STANDARD HANDRAIL DETAILS REFER DWG. NO. DH0008-ENG-C-S0-0003.
 9. ALL CONNECTIONS ARE BOLTED CONNECTIONS.
 10. ALL THE STRUCTURAL MEMBERS HAVE TO BE HOT DIPPED GALVANIZED.
 11. PIPE SLEEPER DETAIL REFER DWG. NO. DH0008-ENG-C-PF-0002

ABBREVIATION:

B1/CP-01 : B1 = MEMBER SIZE & CP-01 = CONNECTION TYPE.
 100 : = TOP OF GRATING.
 FPL = FINISHED PLATFORM LEVEL.
 GL = GROUND LEVEL.

LEGENDS:

MARKING	SIZE	NOTE
C1	C 200 x 80 x 24 KG/M	COLUINN
B1	C 200 x 80 x 24 KG/M	BEAM
B2	C 200 x 80 x 24 KG/M	BEAM
BR1	L 65 x 65 x 8 THK	BRACING

NO.	DESCRIPTION	BY	CHK'D	APPR.	DATE
1	ISSUED FOR REVIEW	KSR	WKL/ZJ	LKM	10.07.12
2	APPROVED FOR CONSTRUCTION	FZA	WKL/ZJ	LKM	23.04.13
3	APPROVED FOR CONSTRUCTION	KSR	WKL/ZJ	LKM	06.11.12
4	ISSUED FOR APPROVAL	KSR	WKL/ZJ	LKM	31.07.12

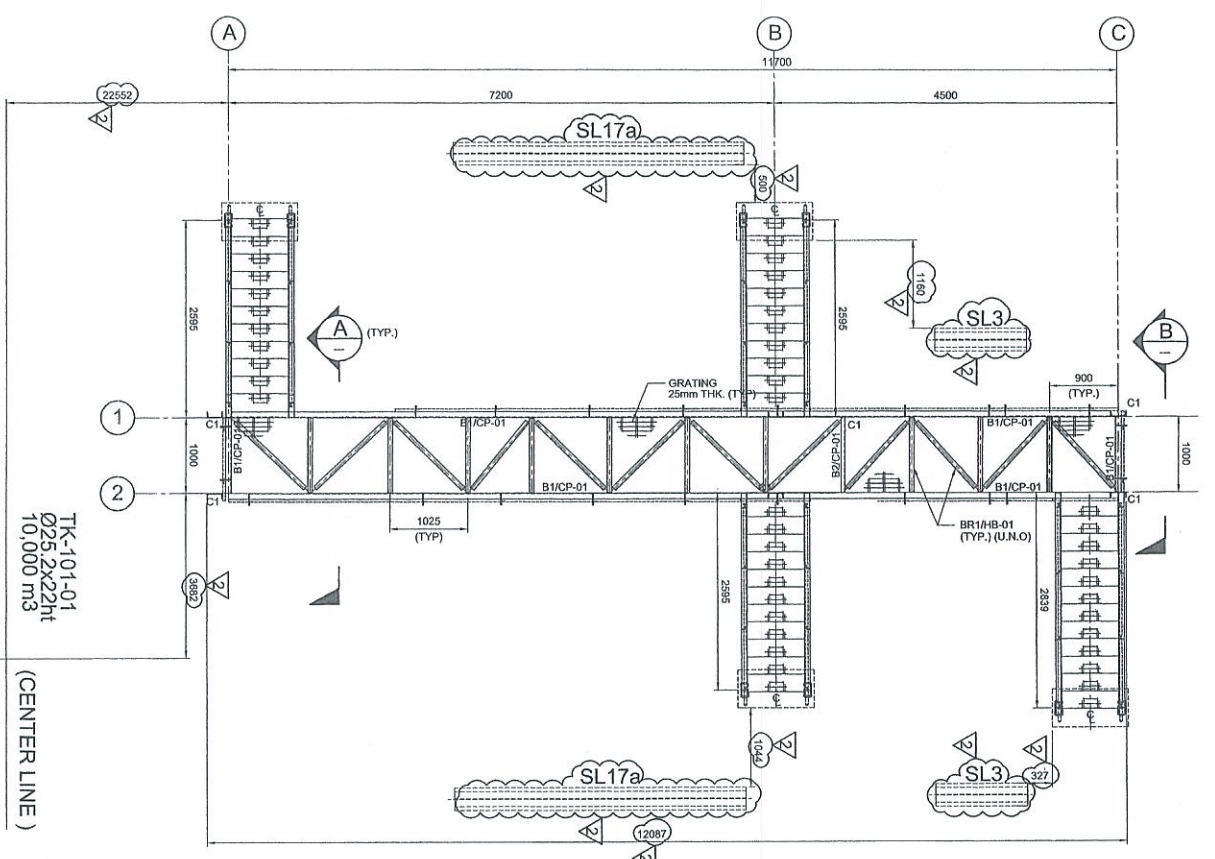
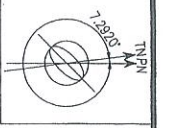
PROJECT TITLE :
INDEPENDENT DEEPWATER PETROLEUM TERMINAL AT PENERANG

PROJECT OWNER :
PENERANG INDEPENDENT TERMINALS SDN.BHD.

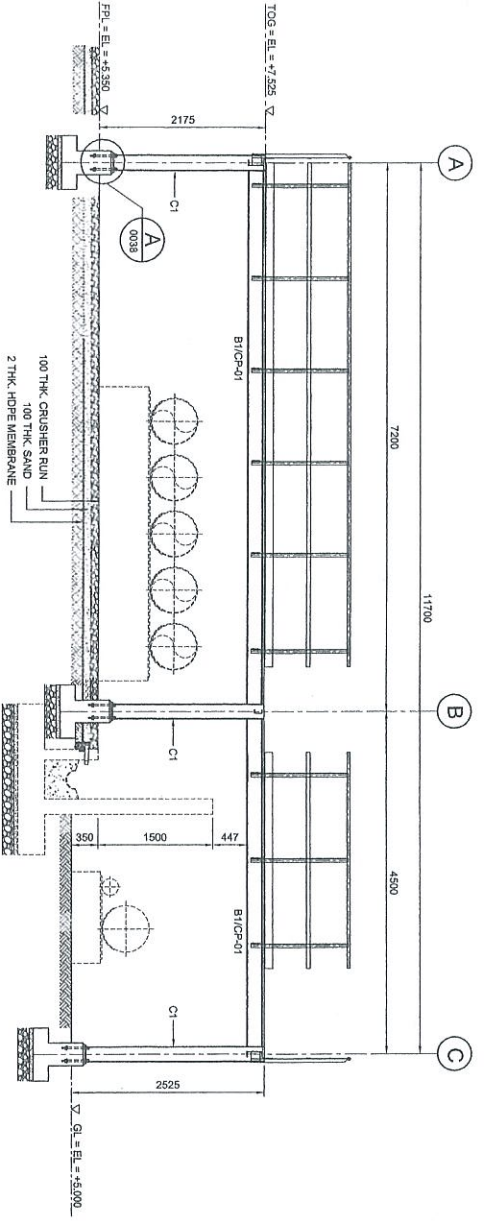
EPCC CONTRACTOR :
DIALOG E & C SDN. BHD. (19220-U)
 109, BLOK 6, PHELO DAMANSARA 1,
 NO. 9, JALAN 16/11, 46350 PETALING JAYA, SELANGOR

DRAWING TITLE :
PLAN & SECTIONAL DETAILS OF CROSSOVER PLATFORM 101-CPF-02 FOR TANKPIT-101

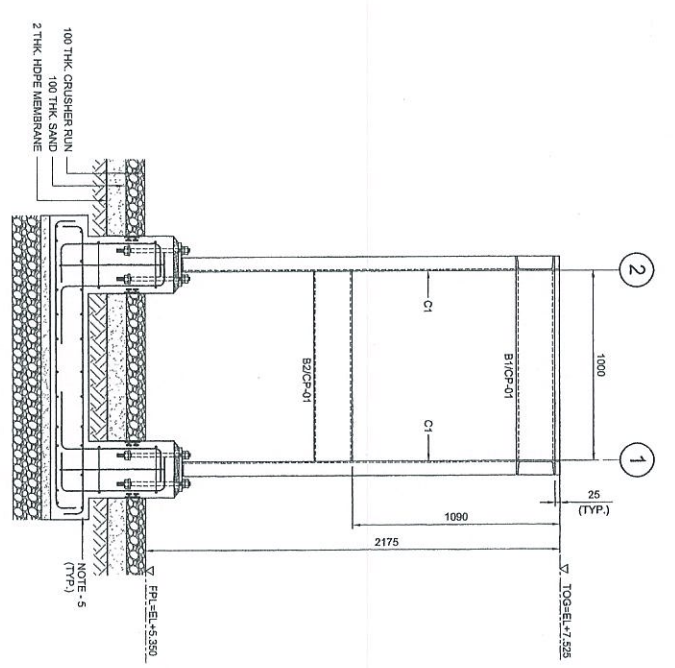
SCALE : 1:50, 1:20
 CHECKED : WKL/ZJ
 DRAWN : KSR
 APPROVED : LKM
 DATE : 10.07.12
 FILENAME : DH0008-ENG-C-PF-0006
 DWG. NO. : DH0008-ENG-C-PF-0006
 SHT. NO. : (1 OF 1)
 REV : 2



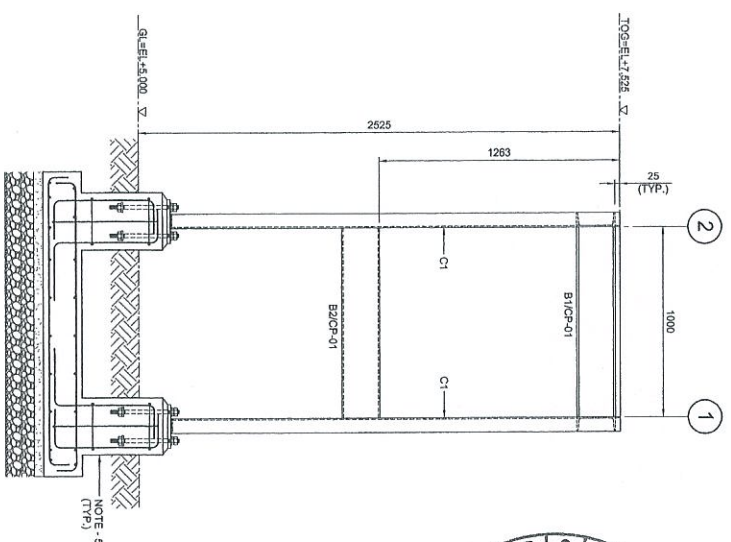
PLAN AT EL. +7.525
SCALE 1:50
TK-101-01
Ø25.2x22mm
10,000 m3
(CENTER LINE)




ELEVATION ALONG GRID 2
SCALE 1:50



SECTION A
SCALE 1:20



SECTION B
SCALE 1:20



APPROVED FOR CONSTRUCTION

Prepared by	Checked by	Approved by
Drawn by	Reviewed by	
Scale	Date	Site
A	B	C
D	E	F
G	H	I
J	K	L
M	N	O
P	Q	R
S	T	U
V	W	X
Y	Z	

COPY 23



- NOTES:
- ALL DIMENSIONS ARE IN MILLIMETERS & LEVELS IN METERS
 - READ THIS DWG. IN CONJUNCTION WITH DWG. NO. DH0008-ENG-C-PF-0001 FOR LOCATION, ORIENTATION AND OVERALL PLAN.
 - FOR STRUCTURE NOTES, REFER TO DWG. NO. DH0008-ENG-C-PF-0001.
 - PENGERANG OVERALL MASTER PLAN REFER DWG. NO. DH0008-ENG-P-0-0001.
 - FOR STAIRCASE & FOUNDATION DETAILS REFER DWG. NO. DH0008-ENG-C-PF-0037 & 0038.
 - FOR STANDARD CONNECTION DETAILS REFER DWG. NO. DH0008-ENG-C-SJ-0011 TO 0020.
 - FOR STANDARD ANCHOR BOLT DETAILS REFER DWG. NO. DH0008-ENG-C-SJ-0001.
 - FOR STANDARD HANDRAIL DETAILS REFER DWG. NO. DH0008-ENG-C-SJ-0003.
 - ALL CONNECTIONS ARE BOLTED CONNECTIONS.
 - ALL THE STRUCTURAL MEMBERS HAVE TO BE HOT DIPPED GALVANIZED.
 - PIPE SLEEPER DETAIL REFER DWG. NO. DH0008-ENG-C-PF-0002
- ABBREVIATION:
- B1/CP-01 : B1 = MEMBER SIZE & CP-01 = CONNECTION TYPE
 TOG = TOP OF GRATING.
 FPL = FINISHED PLATFORM LEVEL.
 GL = GROUND LEVEL.

LEGENDS:

MARKING	SIZE	NOTE
C1	C 200 x 80 x 24 KG/M	COLUMN
B1	C 200 x 80 x 24 KG/M	BEAM
B2	C 200 x 80 x 24 KG/M	BEAM
BRT	L 65 x 65 x 8 THK	BRACING

NO.	DESCRIPTION	BY	CHK'D	APPR.	DATE
1	ISSUED FOR REVIEW	SHH	WKL/ZJ	UKM	10.07.12
2	APPROVED FOR CONSTRUCTION	FZA	WKL/ZJ	UKM	23.04.13
3	APPROVED FOR CONSTRUCTION	KSR	WKL/ZJ	UKM	08.11.12
4	ISSUED FOR APPROVAL	KSR	WKL/ZJ	UKM	31.07.12
5	ISSUED FOR REVIEW	SHH	WKL/ZJ	UKM	10.07.12

PROJECT TITLE :
 INDEPENDENT DEEPWATER PETROLEUM
 TERMINAL AT PENGERANG

PROJECT OWNER :
 PENGERANG INDEPENDENT TERMINALS SDN. BHD.

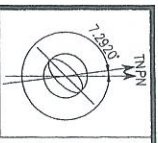
EPCC CONTRACTOR :
 DIALOG E & C SDN. BHD. (199290-U)
 109, BLOK G, PRILED DAMANSARA 1,
 NO. 9, JALAN 18/11, 46350 PETALING JAYA, SELANGOR.

DRAWING TITLE :
 PLAN & SECTIONAL DETAILS OF
 CROSSOVER PLATFORM 101-CPF-03
 FOR TANKPIT-101

SCALE : 1:50, 1:20
 DRAWN : SHH
 DATE : 10.07.12
 FILENAME : DH0008-ENG-C-PF-0007
 DWG. NO : DH0008-ENG-C-PF-0007

CHECKED : WKL/ZJ
 APPROVED : UKM
 DATE : 10.07.12
 FILENAME : DH0008-ENG-C-PF-0007
 DWG. NO : DH0008-ENG-C-PF-0007

SHT. NO. REV.
 (1 OF 1) 2


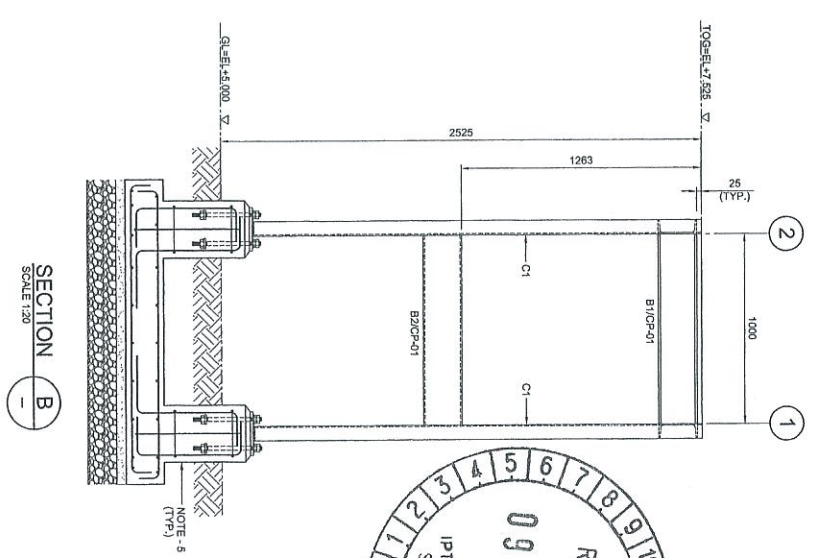
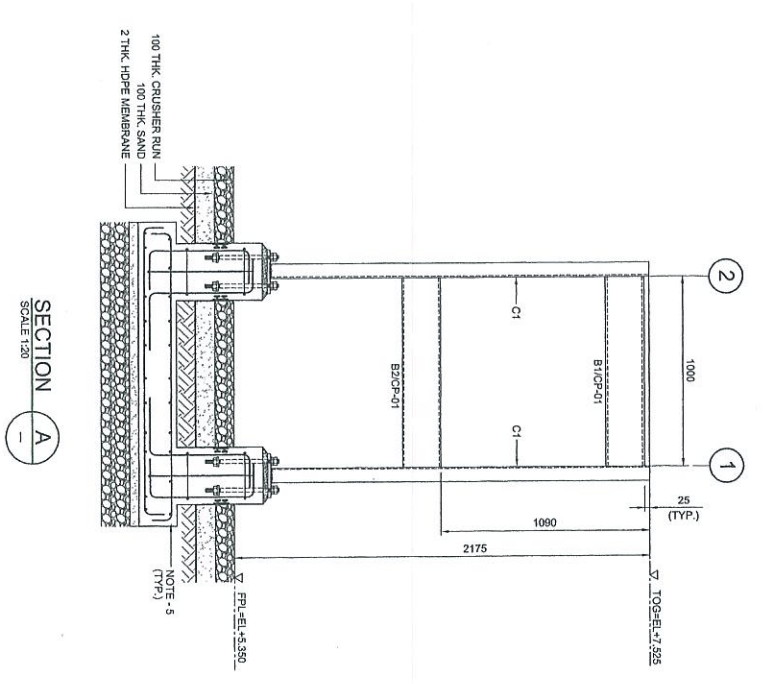
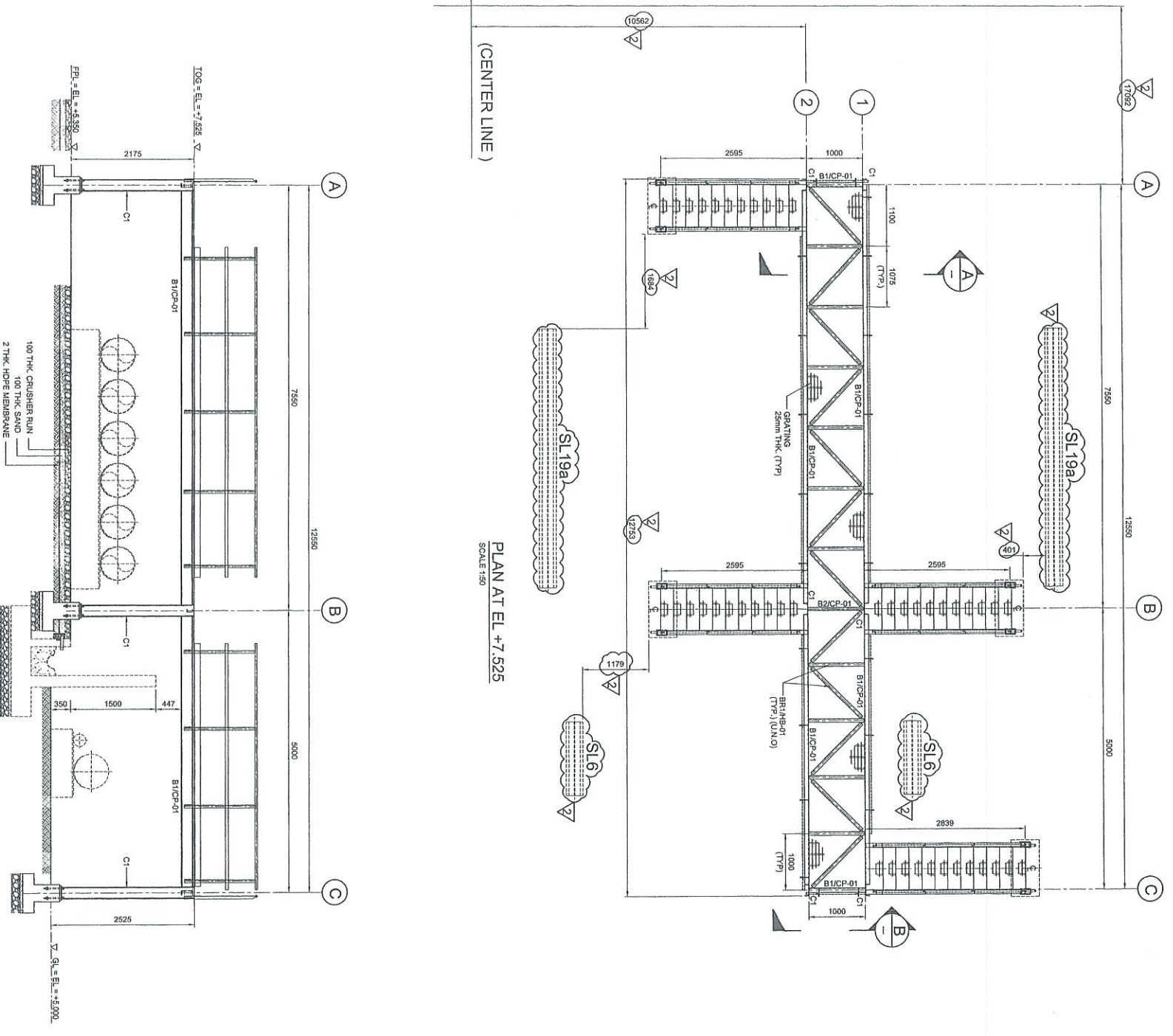


TK-101-01
023.2x22H
10,000 m3

(CENTER LINE)

PLAN AT EL. +7.525
SCALE 1:50

ELEVATION ALONG GRID 2
SCALE 1:50



COPY 23



- NOTES:**
- ALL DIMENSIONS ARE IN MILLIMETERS & LENGTHS IN METERS
 - READ THIS DWG. IN CONJUNCTION WITH DWG. NO. DH0008-ENG-C-PF-0001 FOR LOCATION, ORIENTATION AND OVERALL PLAN.
 - FOR STRUCTURE NOTES, REFER TO DWG. NO. DH0008-ENG-C-CN-0001.
 - PENGERANG OVERALL MASTER PLAN REFER DWG. NO. DH0008-ENG-FH-0-0001.
 - FOR STAIRCASE & FOUNDATION DETAILS REFER DWG. NO. DH0008-ENG-C-PF-0037 & 0038.
 - FOR STANDARD CONNECTION DETAILS REFER DWG. NO. DH0008-ENG-C-SJ-0011 TO 0020.
 - FOR STANDARD ANCHOR BOLT DETAILS REFER DWG. NO. DH0008-ENG-C-SJ-0001.
 - FOR STANDARD HANDRAIL DETAILS REFER DWG. NO. DH0008-ENG-C-SJ-0003.
 - ALL CONNECTIONS ARE BOLTED CONNECTIONS.
 - ALL THE STRUCTURAL MEMBERS HAVE TO BE HOT DIPPED GALVANIZED.
 - PIPE SLEEPER DETAIL REFER DWG. NO. DH0008-ENG-C-PS-0002
- ABBREVIATION:**
- B1/CP-01 : B1 = MEMBER SIZE & CP-01 = CONNECTION TYPE.
 TOC = TOP OF GROUNDING.
 FPL = FINISHED PLATFORM LEVEL.
 GL = GROUND LEVEL.

LEGENDS:

MARKING	SIZE	NOTE
C1	C 200 X 80 X 24 KG/M	COLUMN
B1	C 200 X 80 X 24 KG/M	BEAM
B2	C 200 X 80 X 24 KG/M	BEAM
BRT	L 65 X 65 X 8 THK	BRACING

PROJECT TITLE:
INDEPENDENT DEEPWATER PETROLEUM TERMINAL AT PENGERANG

PROJECT OWNER:
PENGERANG INDEPENDENT TERMINALS SDN.BHD.

EPCC CONTRACTOR:
DIALOG E & C SDN. BHD. (19290-U)
109, BLOK 6, PUSAT DAMANSARA 1,
NO. 9, JALAN 16/11, 46350 PETALING JAYA, SELANGOR.

NO.	DATE	DESCRIPTION	BY	CHK'D	APPR.	DATE
1	23.04.13	APPROVED FOR CONSTRUCTION	KSR	WKL/ZJ	LKM	08.11.12
2	31.07.12	ISSUED FOR APPROVAL	KSR	WKL/ZJ	LKM	31.07.12
3	10.07.12	ISSUED FOR REVIEW	SAH	WKL/ZJ	LKM	10.07.12

DRAWING TITLE:
PLAN & SECTIONAL DETAILS OF CROSSOVER PLATFORM 101-CPF-04 FOR TANKPT-101

SCALE: 1:50, 1:20

CHECKED: WKL/ZJ

APPROVED: LKM

DATE: 10.07.12

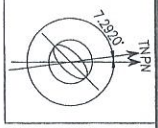
FILENAME: DH0008-ENG-C-PF-0008

DWG. NO.: DH0008-ENG-C-PF-0008

SHT. NO.: 2 (1 OF 1)

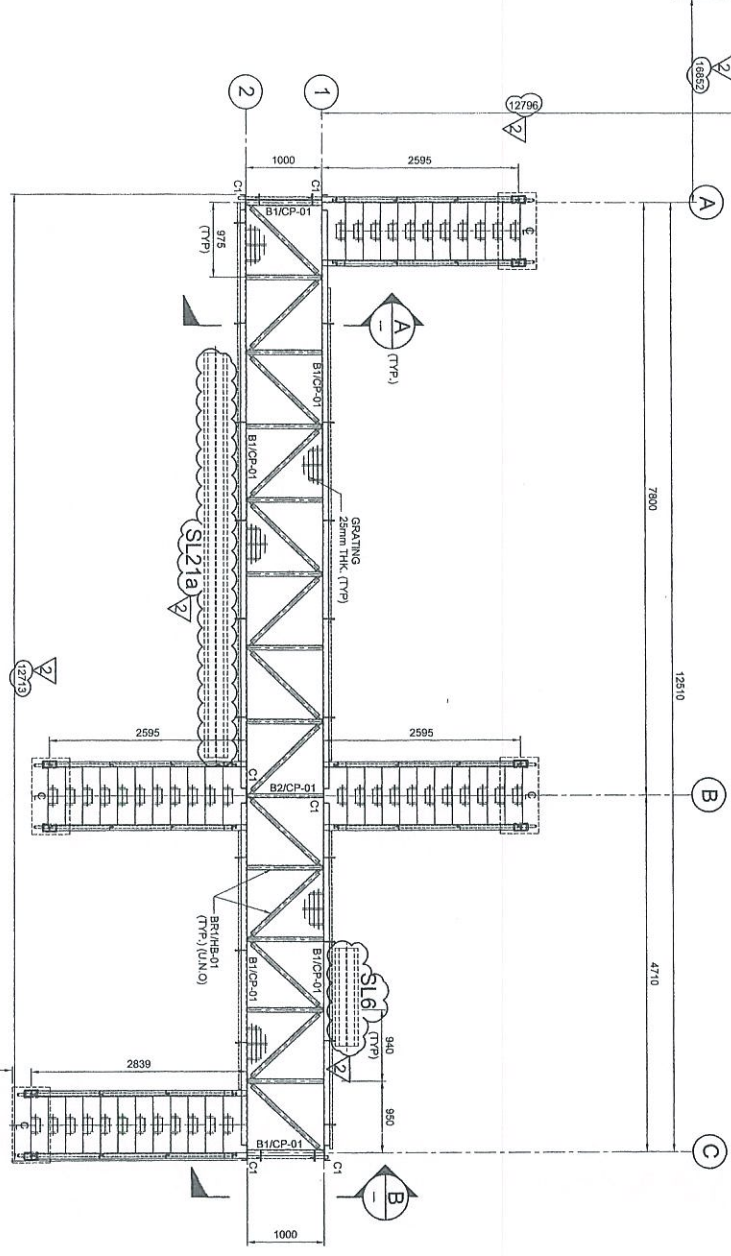
FOR CONSTRUCTION

NO.	DATE	DESCRIPTION	BY	CHK'D	APPR.	DATE
1	23.04.13	APPROVED FOR CONSTRUCTION	KSR	WKL/ZJ	LKM	08.11.12
2	31.07.12	ISSUED FOR APPROVAL	KSR	WKL/ZJ	LKM	31.07.12
3	10.07.12	ISSUED FOR REVIEW	SAH	WKL/ZJ	LKM	10.07.12

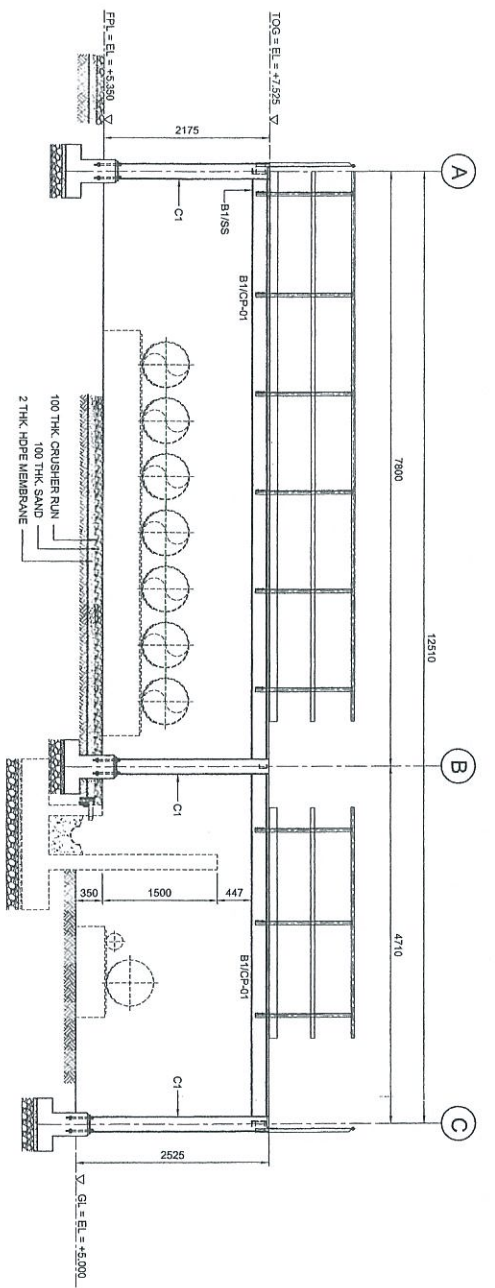


TK-101-13
025.2x22h
10,000 M3

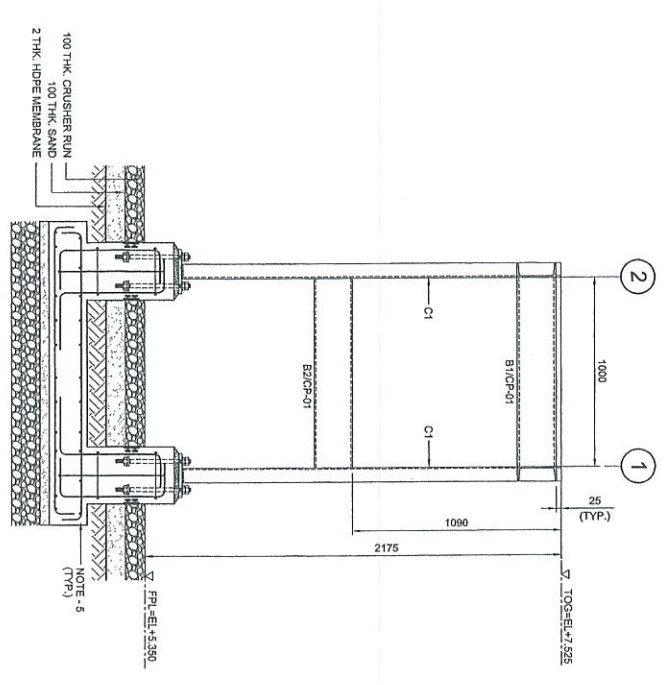
(CENTER LINE)



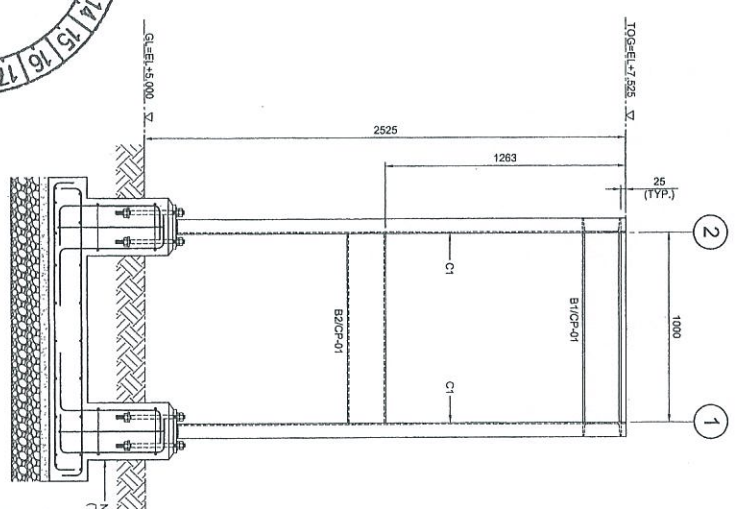
PLANNAT EL. +7.525
SCALE 1:30



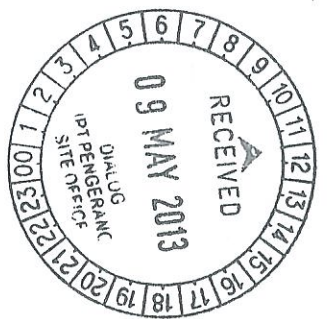
ELEVATION ALONG GRID 2
SCALE 1:30



SECTION A
SCALE 1:30



SECTION B
SCALE 1:30



APPROVED FOR CONSTRUCTION



COPY 2.3

NOTES:

1. ALL DIMENSIONS ARE IN MILLIMETERS & LEVELS IN METERS
2. READ THIS DWG. IN CONJUNCTION WITH DWG. NO. DH0008-ENG-C-PF-0001 FOR LOCATION, ORIENTATION AND OVERALL PLAN.
3. FOR STRUCTURE NOTES, REFER TO DWG NO: DH0008-ENG-C-01-0001.
4. PENERANG OVERALL MASTER PLOT PLAN REFER DWG. NO. DH0008-ENG-P-0-0001.
5. FOR STAIRCASE & FOUNDATION DETAILS REFER DWG. NO. DH0008-ENG-C-PF-0007 & 0008.
6. FOR STANDARD CONNECTION DETAILS REFER DWG. NO. DH0008-ENG-C-SJ-0011 TO 0020.
7. FOR STANDARD ANCHOR BOLT DETAILS REFER DWG. NO. DH0008-ENG-C-SJ-0001.
8. FOR STANDARD HANGING DETAILS REFER DWG. NO. DH0008-ENG-C-SJ-0003.
9. ALL CONNECTIONS ARE BOLTED CONNECTIONS.
10. ALL THE STRUCTURAL MEMBERS HAVE TO BE HOT DIP GALVANIZED.
11. PIPE SLEEPER DETAIL REFER DWG NO DH0008-ENG-C-PF-0002

ABBREVIATION:

- B1/CP-01 : B1 = MEMBER SIZE & CP-01 = CONNECTION TYPE
- 10G. = TOP OF GARANG.
- PFL = FINISHED PLATFORM LEVEL
- GL = GROUND LEVEL.

LEGENDS:

MAPPING	SIZE	NOTE
C1	C 200 x 80 x 24 KGM	COLUMN
B1	C 200 x 80 x 24 KGM	BEAM
B2	C 200 x 80 x 24 KGM	BEAM
BH1	L 65 x 60 x 6 THK	BRACING

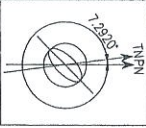
PROJECT TITLE:
INDEPENDENT DEEPWATER PETROLEUM TERMINAL AT PENERANG

PROJECT OWNER:
PENERANG INDEPENDENT TERMINALS SDN.BHD.

EPCC CONTRACTOR:
DIALOG
DIALOG E & C SDN. BHD. (183390-U)
109, BLOCK 6, PHELO DAMANSARA 1,
NO. 9, JALAN 16/11, 46350 PETALING JAYA, SELANGOR.

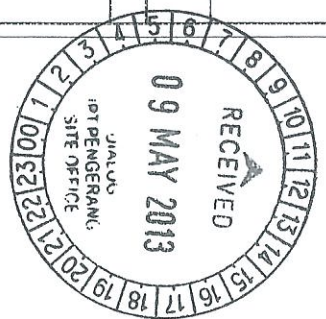
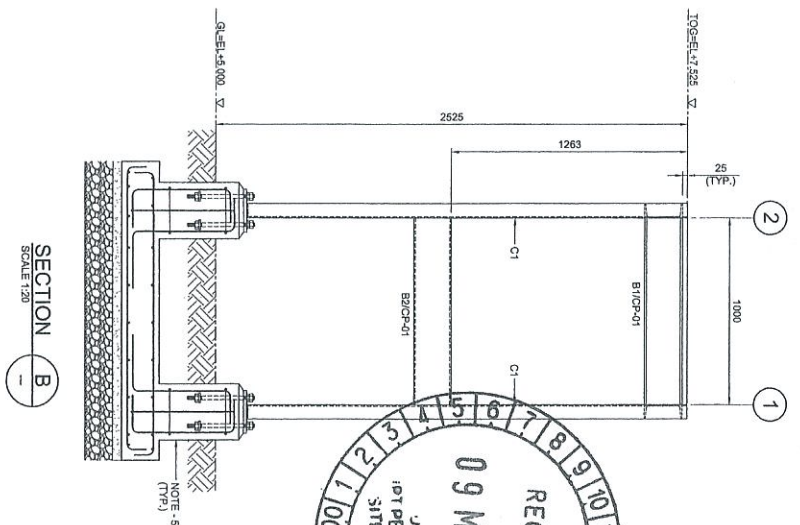
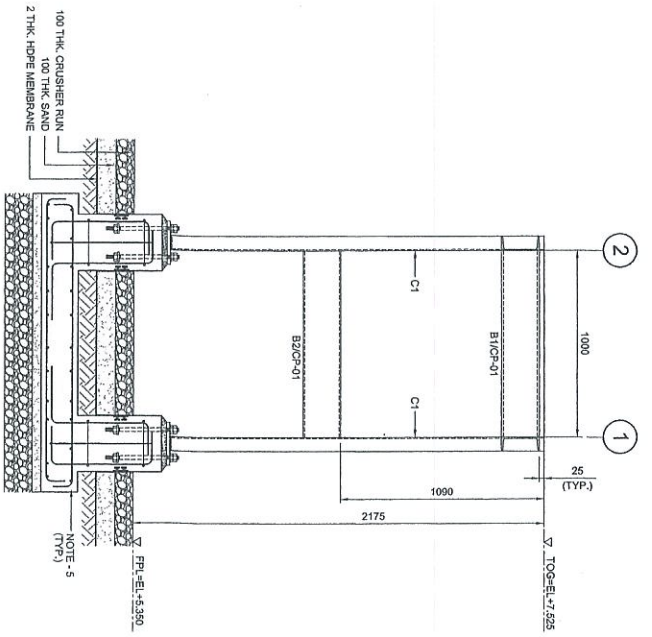
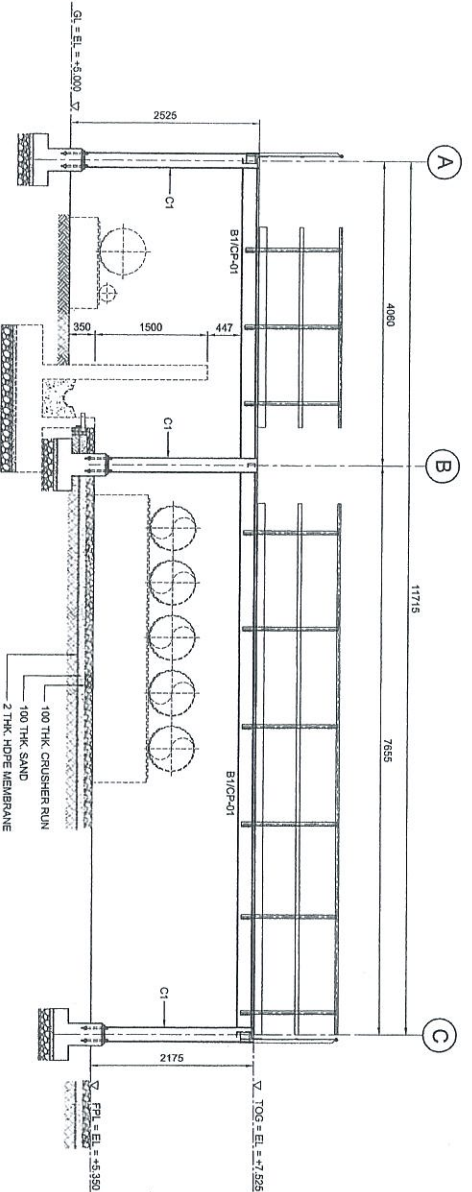
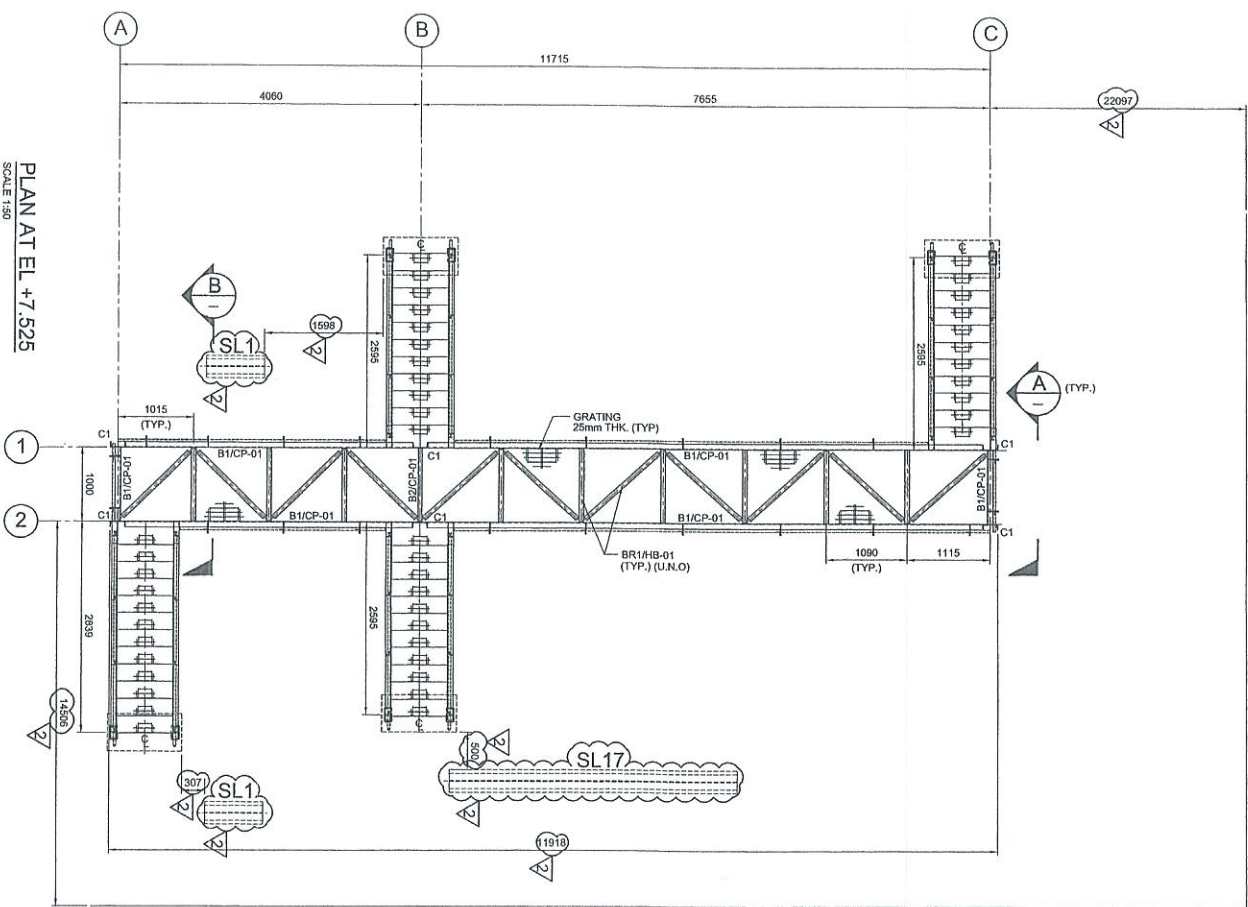
DRAWING TITLE:
PLAN & SECTIONAL DETAILS OF
CROSSOVER PLATFORM 101-C-PF-05
FOR TANKPIT-101

SCALE : 1:30, 1:30	CHECKED : WK/LZ
DRAWN : SH	APPROVED : LKM
DATE : 10.07.12	FILENAME : DH0008-ENG-C-PF-0009
DWG. NO. : DH0008-ENG-C-PF-0009	SHT. NO. REV. : (1 OF 1) 2



TK-101-12
 025.2x22ht
 10,000 m³

(CENTER LINE)



- NOTES:**
1. ALL DIMENSIONS ARE IN MILLIMETERS & LEVELS IN METERS
 2. READ THIS DWG. IN CONNECTION WITH DWG. No: DH0008-ENG-C-PF-0001 FOR LOCATION, ORIENTATION AND OVERALL PLAN.
 3. FOR STRUCTURE NOTES, REFER TO DWG. No: DH0008-ENG-C-SI-0001.
 4. PROVIDING OVERALL MASTER PLAN REFER DWG. No: DH0008-ENG-PH-0-0001.
 5. FOR STAIRCASE & FOUNDATION DETAILS REFER DWG. No: DH0008-ENG-C-PF-0037 & 0038.
 6. FOR STANDARD CONNECTION DETAILS REFER DWG. No: DH0008-ENG-C-SI-0011 TO 0020.
 7. FOR STANDARD ANCHOR BOLT DETAILS REFER DWG. No: DH0008-ENG-C-SI-0001.
 8. FOR STANDARD HANDRAIL DETAILS REFER DWG. No: DH0008-ENG-C-SI-0003.
 9. ALL CONNECTIONS ARE BOLTED CONNECTIONS.
 10. ALL THE STRUCTURAL MEMBERS HAVE TO BE HOT DIPPED GALVANIZED.
 11. PIPE SLEEPER DETAIL REFER DWG. No: DH0008-ENG-C-PS-0002

LEGENDS:

MARKING	SIZE	NOTE
C1	C 200 x 80 x 24 KGM	COLUMN
B1	C 200 x 80 x 24 KGM	BEAM
B2	C 200 x 80 x 24 KGM	BEAM
B3	L 65 x 65 x 6 THK	BRAKING

ABBREVIATION:

B1/CP-01 : B1 = MEMBER SIZE & CP-01 = CONNECTION TYPE
 TOC = TOP OF GRATING
 FTL = FINISHED PLATFORM LEVEL
 GL = GROUND LEVEL

PROJECT TITLE :
 INDEPENDENT DEEPWATER PETROLEUM TERMINAL AT PENERANG

PROJECT OWNER :
 PENERANG INDEPENDENT TERMINALS SDN.BHD.

EPC CONTRACTOR :
 DIALOG E & C SDN. BHD. (189250-U)
 109, BLOCK C, PHLEO DAMANSARA 1,
 NO. 9, JALAN 16/11, 46350 PETAJING JAYA, SELANGOR.

DIALOG

RECEIVED
 09 MAY 2013
 JUALUS
 LOT PENERANG
 SITE OFFICE

NO	DESCRIPTION	SH/ WK/ ZJ	CHK'D	APPR.	DATE
1	ISSUED FOR APPROVAL	KSR WK/ ZJ	LKM		08.11.12
2	APPROVED FOR CONSTRUCTION	FZA WK/ ZJ	LKM		23.04.13
3	ISSUED FOR REVIEW	SH WK/ ZJ	LKM		31.07.12
4	ISSUED FOR REVIEW	SH WK/ ZJ	LKM		10.07.12

COPY 23



APPROVED FOR CONSTRUCTION

DRAWING TITLE :
 PLAN & SECTIONAL DETAILS OF CROSSOVER PLATFORM 101-CPF-06 FOR TANKPIT-101

SCALE : 1:50, 1:20

CHECKED : WK/ZJ

APPROVED : LKM

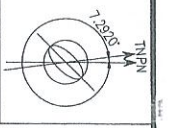
DATE : 10.07.12

FILENAME : DH0008-ENG-C-PF-0010

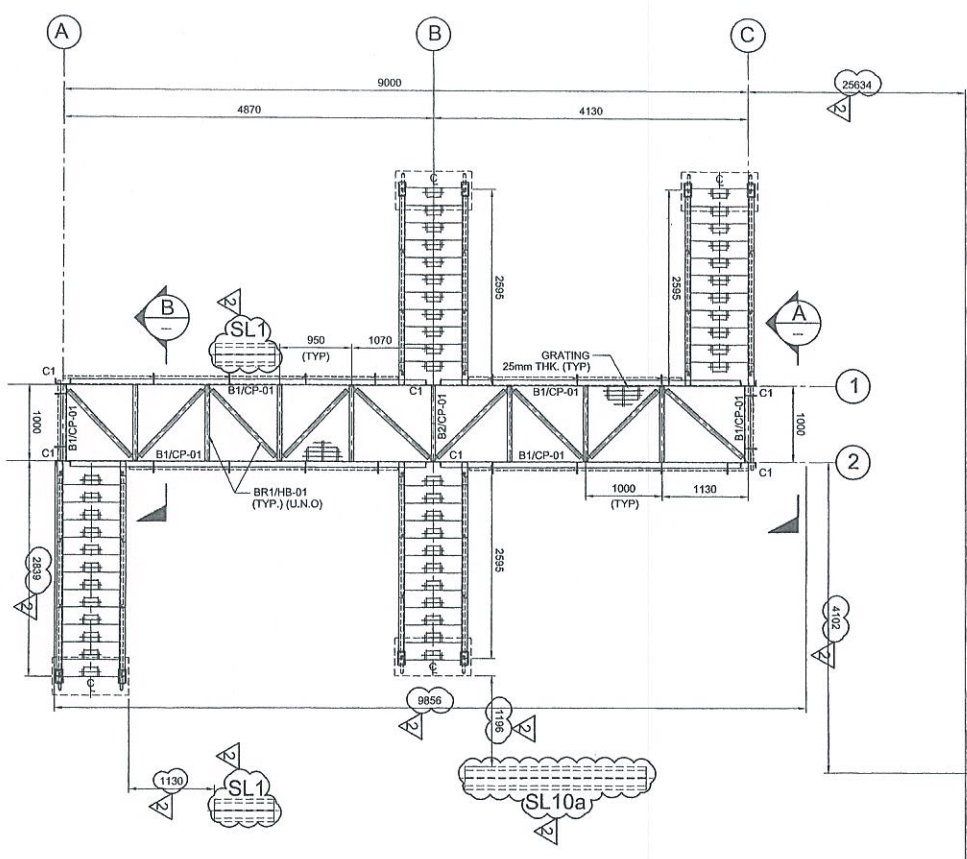
DWG. NO. : DH0008-ENG-C-PF-0010

SH/ NO. : (1 of 1)

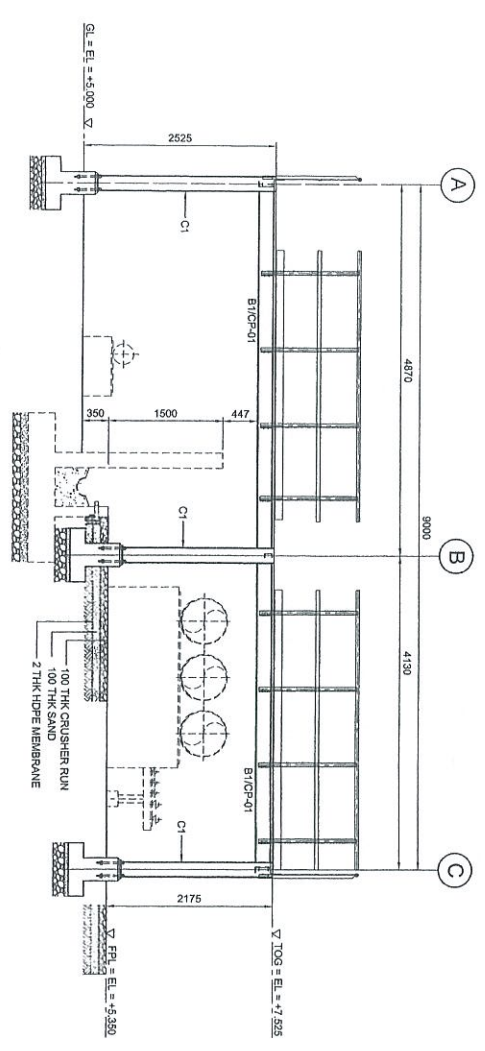
REV. : 2



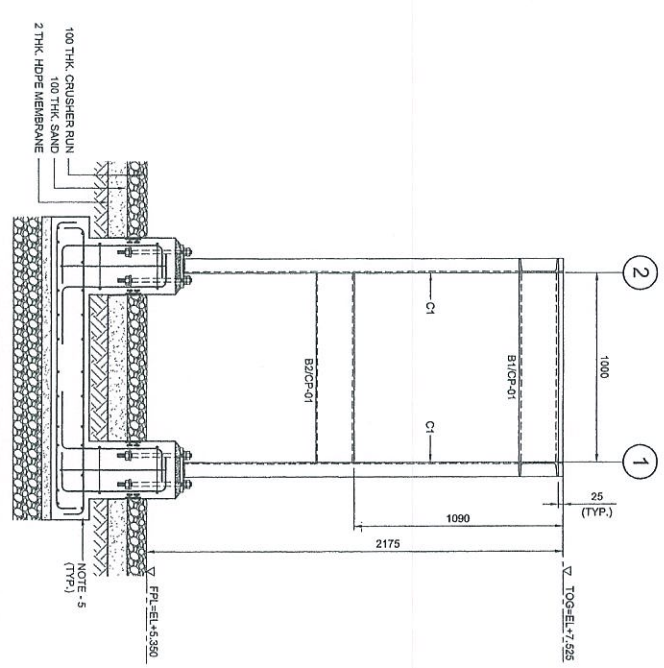
TK-101-10
Ø32 8x22ht
17000 m³
(CENTER LINE)



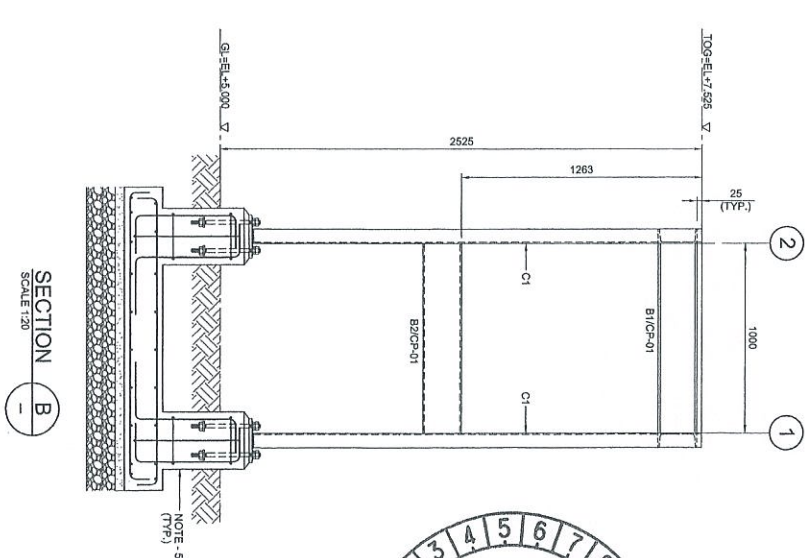
PLAN AT EL. +7.525
SCALE 1:30



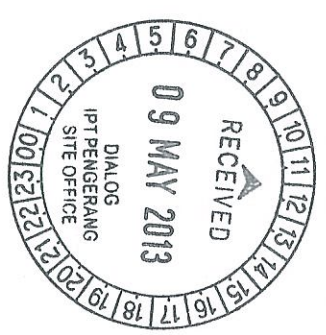
ELEVATION ALONG GRID 2
SCALE 1:30



SECTION A-A
SCALE 1:30



SECTION B-B
SCALE 1:30



Approved:	Independent Designer
Checked:	Structural Engineer
Drawn:	Structural Engineer
Issue:	Structural Engineer
Rev:	Structural Engineer

NOTES:

1. ALL DIMENSIONS ARE IN MILLIMETERS & LENGTHS IN METERS
2. READ THIS DWG. IN CONJUNCTION WITH
DWG. No: DH0008-ENG-C-PF-0001
FOR LOCATION, ORIENTATION AND OVERALL PLAN.
3. FOR STRUCTURE NOTES, REFER TO DWG NO:
DH0008-ENG-C-01-0001.
4. PROVIDING OVERALL MASTER PLAN REFER
DWG. No: DH0008-ENG-C-01-0001.
5. FOR STAIRCASE & FOUNDATION DETAILS REFER
DWG. No: DH0008-ENG-C-PF-0007 & 0008.
6. FOR STANDARD CONNECTION DETAILS REFER
DWG. No: DH0008-ENG-C-SD-0011 TO 0020.
7. FOR STANDARD ANCHOR BOLT DETAILS REFER
DWG. No: DH0008-ENG-C-SD-0001.
8. FOR STANDARD HANDRAIL DETAILS REFER
DWG. No: DH0008-ENG-C-SD-0003.
9. ALL CONNECTIONS ARE BOLTED CONNECTIONS.
10. ALL THE STRUCTURAL MEMBERS HAVE TO BE
HOT DIPPER GALVANIZED.
11. PIPE SLEEPER DETAIL REFER DWG NO DH0008-ENG-C-PF-0002

ABBREVIATION:

- B1/CP-01 : B1 = MEMBER SIZE & CP-01 = CONNECTION TYPE.
- TOP = TOP OF GRATING.
- FPL = FINISHED PLATFORM LEVEL.
- GL = GROUND LEVEL.

LEGENDS:

MARKING	SIZE	NOTE
C1	C 200 X 80 X 24 KG/M	COLUMN
B1	C 200 X 80 X 24 KG/M	BEAM
B2	C 200 X 80 X 24 KG/M	BEAM
BR1	L 65 X 65 X 6 THK	BRACING

NO.	DESCRIPTION	BY	CHK'D	APPR.	DATE
1	ISSUED FOR APPROVAL	KSR	WKL/ZU	LKM	08.11.12
2	APPROVED FOR CONSTRUCTION	FZA	WKL/ZU	LKM	23.04.13
3	APPROVED FOR CONSTRUCTION	KSR	WKL/ZU	LKM	08.11.12
4	ISSUED FOR REVIEW	KSR	WKL/ZU	LKM	31.07.12
5	ISSUED FOR REVIEW	KSR	WKL/ZU	LKM	10.07.12

PROJECT TITLE :
**INDEPENDENT DEEPWATER PETROLEUM
TERMINAL AT PENERANG**

PROJECT OWNER :
PENERANG INDEPENDENT TERMINALS SDN. BHD.

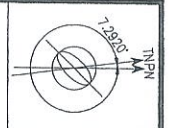
EPC CONTRACTOR :
DIALOG E & C SDN. BHD. (18298-0)
109, BLOK 9, PHASE 9, PUSAT PERKAWASAN 1,
NO. 9, JALAN 15/11, 45350 PENANG, JAYA, SELANGOR.

DRAWING TITLE :
**PLAN & SECTIONAL DETAILS OF
CROSSOVER PLATFORM 101-CPF-07
FOR TANKPIT-101**

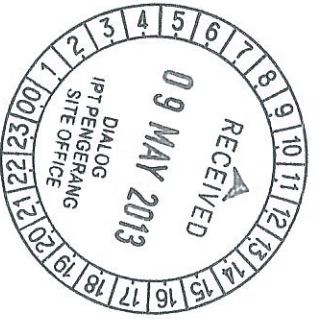
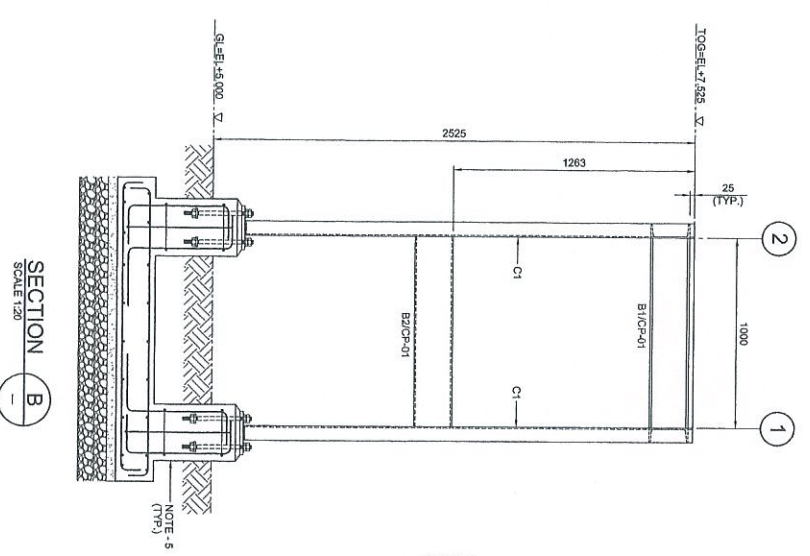
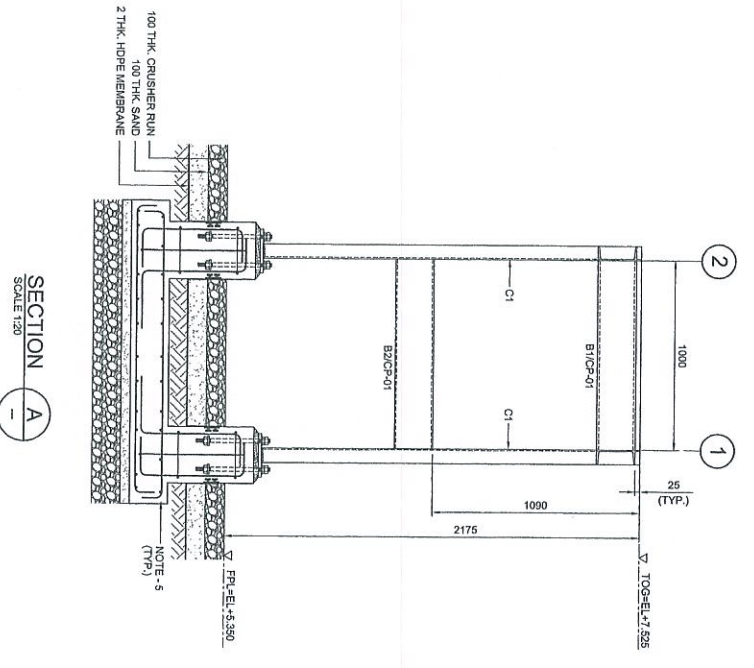
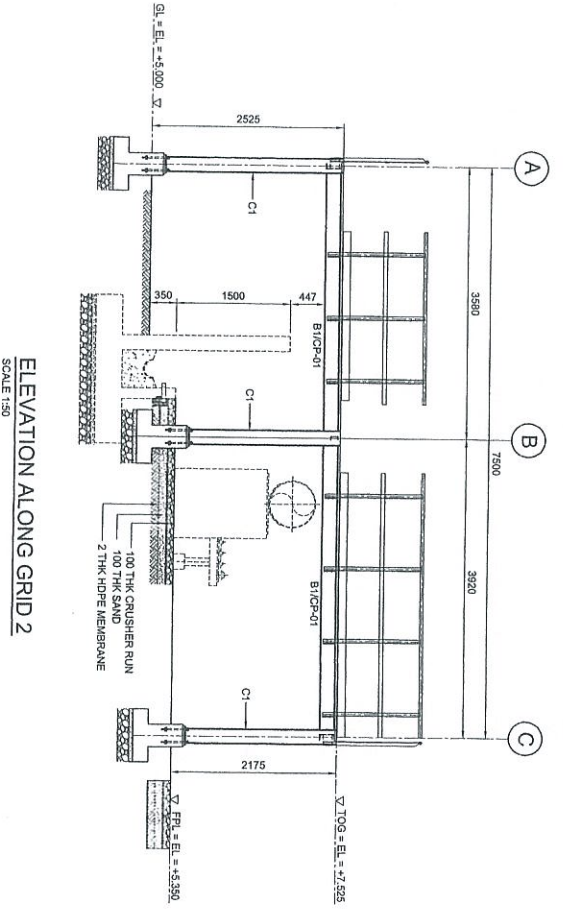
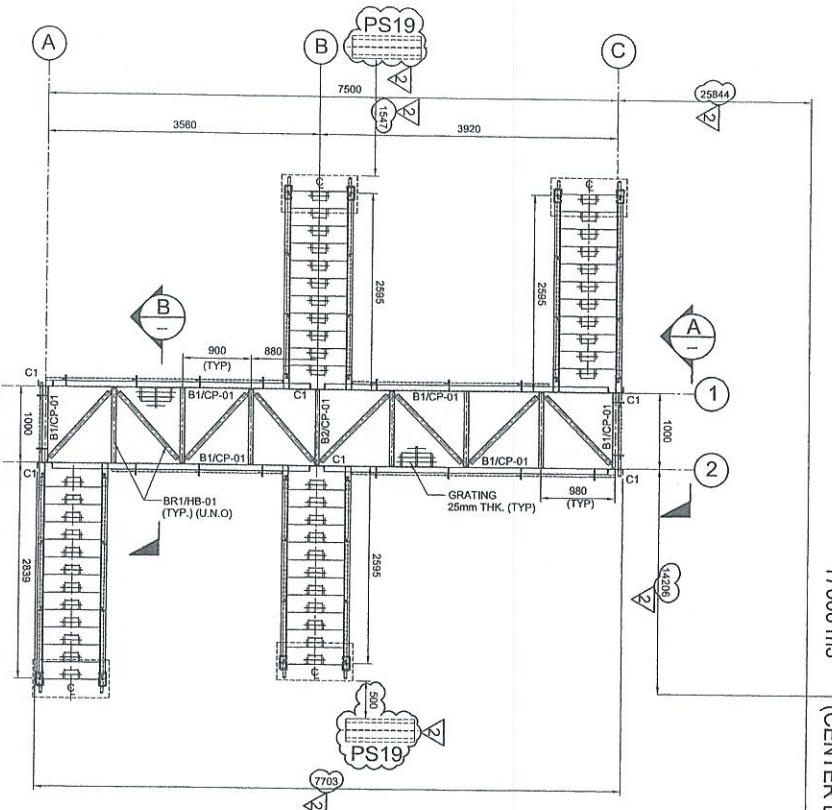
SCALE : 1:50, 1:20	CHECKED : WKL/ZU
DRAWN : KSR	APPROVED : LKM
DATE : 10.07.12	FILENAME : DH0008-ENG-C-PF-0011
DWG. NO. : DH0008-ENG-C-PF-0011	SHT. NO. : 2
	(1 OF 1)

COPY 2/3





TK-101-08
Ø32.8x22ht
17000 m³
(CENTER LINE)



COPY 2.3



NOTES:

- ALL DIMENSIONS ARE IN MILLIMETERS & LEVELS IN METERS
- READ THIS DWG. IN CONJUNCTION WITH DWG. No. DH0008-ENG-C-PF-0001 FOR LOCATION/DEFINITION AND OVERALL PLAN.
- FOR STRUCTURE NOTES, REFER TO DWG NO: DH0008-ENG-C-01-0001.
- PENGERANG OVERALL MASTER PLAN REFER DWG. No. DH0008-ENG-P1-G-0001.
- FOR STAIRCASE & FOUNDATION DETAILS REFER DWG. No. DH0008-ENG-C-PF-0007 & 0008.
- FOR STANDARD CONNECTION DETAILS REFER DWG. No. DH0008-ENG-C-S0-0011 TO 0020.
- FOR STANDARD ANCHOR BOLT DETAILS REFER DWG. No. DH0008-ENG-C-S0-0001.
- FOR STANDARD HANGAR, DETAILS REFER DWG. No. DH0008-ENG-C-S0-0003.
- ALL CONNECTIONS ARE BOLTED CONNECTIONS.
- ALL THE STRUCTURAL MEMBERS HAVE TO BE HOT DIPPED GALVANIZED.
- PIPE SLEEPER DETAIL REFER DWG NO DH0008-ENG-C-PF-0002

ABBREVIATION:

- B1/CP-01 : B1 = MEMBER SIZE & CP-01 = CONNECTION TYPE.
 TOX : = TOP OF GRATING.
 FTL : = FINISHED PLATFORM LEVEL.
 GL : = GROUND LEVEL.

LEGENDS:

MARKING	SIZE	NOTE
C1'	C 200 x 80 x 24 KG/M	COLUMN
B1'	C 200 x 80 x 24 KG/M	BEAM
B2'	C 200 x 80 x 24 KG/M	BEAM
BRT'	L 83 x 63 x 6 THK	BRACKING

NO	DESCRIPTION	BY	CHK'D	APPR.	DATE
1	ISSUED FOR CONSTRUCTION	KSR	WKL/ZJ	LKM	28.04.13
2	APPROVED FOR CONSTRUCTION	FTZ	WKL/ZJ	LKM	28.04.13
3	APPROVED FOR CONSTRUCTION	KSR	WKL/ZJ	LKM	08.11.12
4	ISSUED FOR APPROVAL	KSR	WKL/ZJ	LKM	31.07.12
5	ISSUED FOR REVIEW	KSR	WKL/ZJ	LKM	10.07.12

PROJECT TITLE :
INDEPENDENT DEEPWATER PETROLEUM TERMINAL AT PENGERANG

PROJECT OWNER :
PENGERANG INDEPENDENT TERMINALS SDN.BHD.

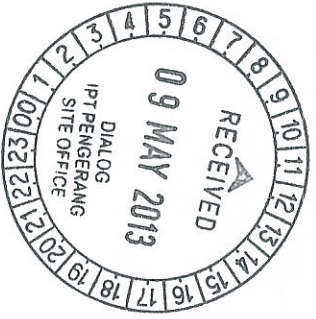
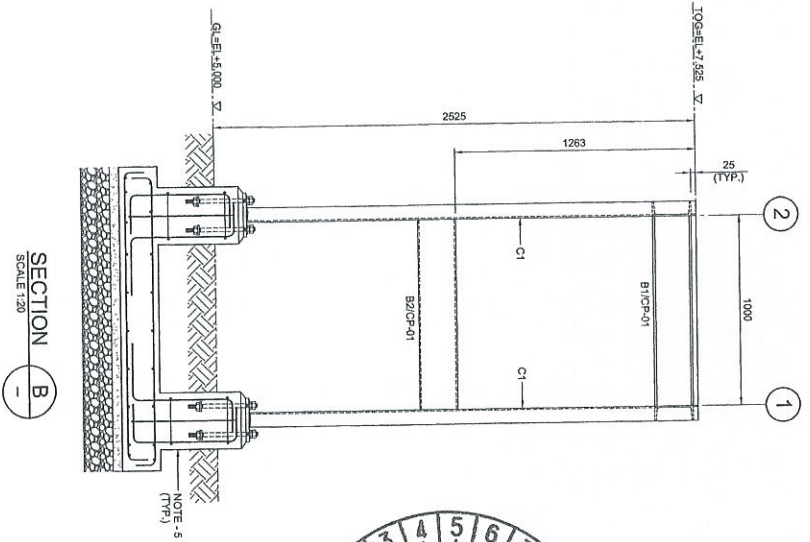
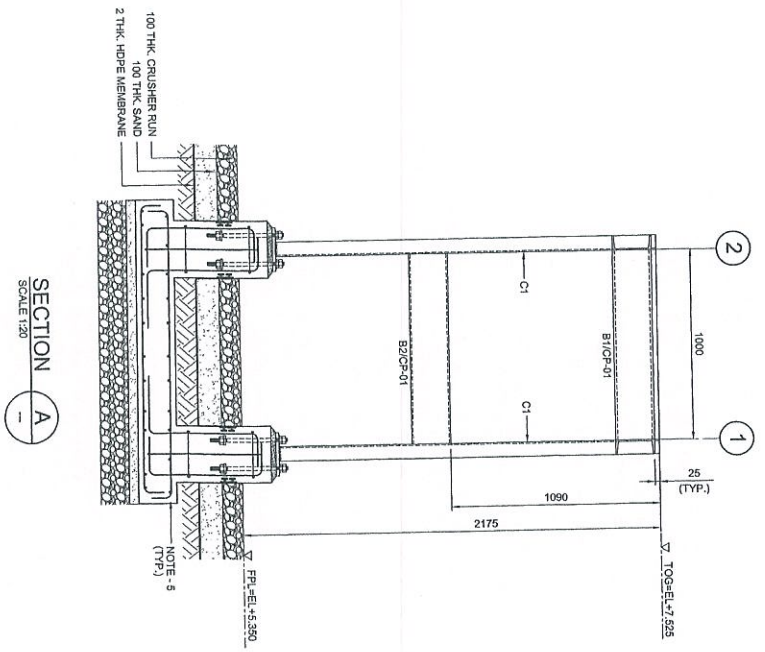
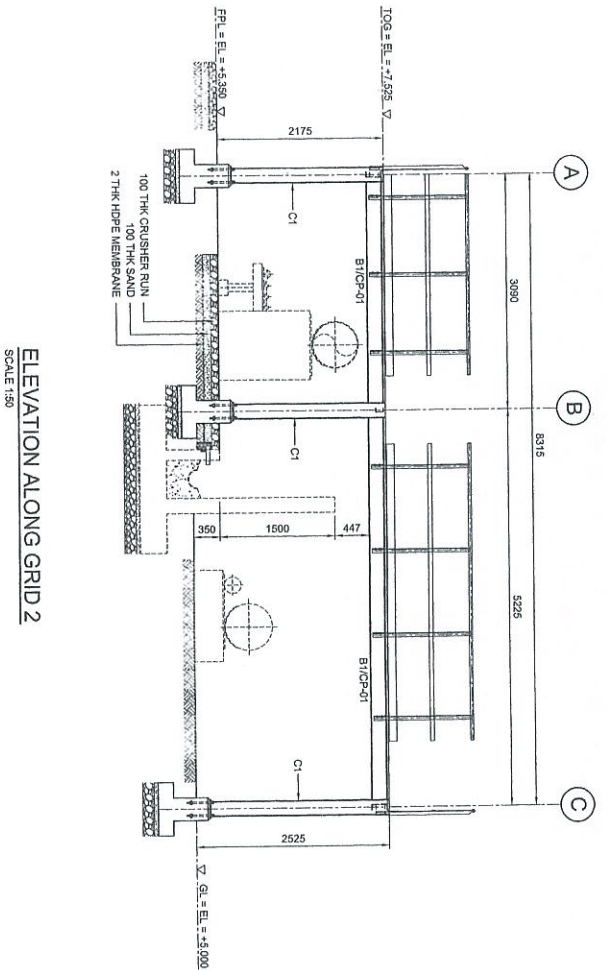
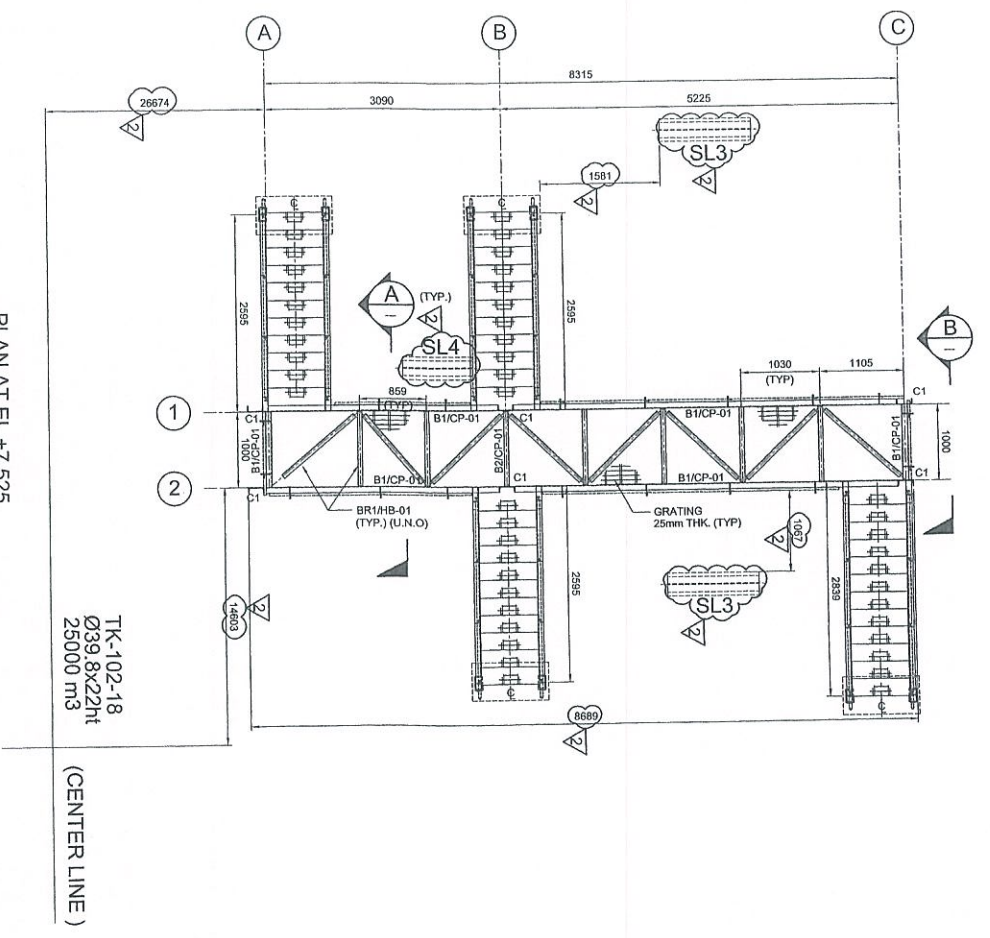
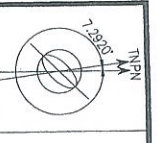
EPCC CONTRACTOR :
DIALOG E & C SDN. BHD. (189290-U)
 109, BLOK 6, PHILHO DAMANSARA 1,
 NO. 9, JALAN 16/11, 46350 PETALING JAYA, SELANGOR.

DRAWING TITLE :
PLAN & SECTIONAL DETAILS OF CROSSOVER PLATFORM 101-CPF-08 FOR TANKPIT -101

SCALE	CHECKED	DATE
SCALE : 1:50, 1:20	CHKD : WKL/ZJ	
DATE : 10.07.12	APPROVED : LKM	
DWG. NO. : DH0008-ENG-C-PF-0012	FILENAME : DH0008-ENG-C-PF-0012	
SHI. NO. : (1 OF 1)	REV. : 2	

APPROVED FOR CONSTRUCTION

Code	Date	Step
A	10/07/12	1
B	31/07/12	2
C	10/07/12	3
D	28/04/13	4
E	28/04/13	5



COPY 23



- NOTES:**
1. ALL DIMENSIONS ARE IN MILLIMETERS & LEVELS IN METERS
 2. READ THIS DWG. IN CONJUNCTION WITH DWG. No: DH0008-ENG-C-PF-0002 FOR LOCATION, ORIENTATION AND OVERALL PLAN.
 3. FOR STRUCTURE NOTES, REFER TO DWG NO: DH0008-ENG-C-SN-0001.
 4. REFER TO OVERALL MASTER PLOT PLAN REFER DWG. No: DH0008-ENG-PN-0-0001.
 5. FOR STAIRCASE & FOUNDATION DETAILS REFER DWG. No: DH0008-ENG-C-PF-0007 & 0008.
 6. FOR STANDARD CONNECTION DETAILS REFER DWG. No: DH0008-ENG-C-SJ-0011 TO 0020.
 7. FOR STANDARD ANCHOR BOLT DETAILS REFER DWG. No: DH0008-ENG-C-SJ-0001.
 8. FOR STANDARD HANGING DETAILS REFER DWG. No: DH0008-ENG-C-SJ-0001.
 9. ALL CONNECTIONS ARE BOLTED CONNECTIONS.
 10. ALL THE STRUCTURAL MEMBERS HAVE TO BE HOT DIPPED GALVANIZED.
 11. PIPE SLEEPER DETAIL REFER DWG NO DH0008-ENG-C-FS-0002

ABBREVIATION:

B1/CP-01 : B1 = MEMBER SIZE & CP-01 = CONNECTION TYPE.
 TOG = TOP OF GRATING.
 FPL = FINISHED PLATFORM LEVEL.
 G.L. = GROUND LEVEL.

LEGENDS:

MARKING	SIZE	NOTE
CI	C 200 X 80 X 24 KG/M	COLUMN
SI	C 200 X 80 X 24 KG/M	BEAM
B2	C 200 X 80 X 24 KG/M	BEAM
BR	L 65 X 65 X 6 THK	BOLTING

PROJECT TITLE:
INDEPENDENT DEEPWATER PETROLEUM TERMINAL AT PENERANG

PROJECT OWNER:
PENERANG INDEPENDENT TERMINALS SDN. BHD.

NO.	DESCRIPTION	BY	CHK'D	APPR.	DATE
1	APPROVED FOR CONSTRUCTION	KSR	WK/ZJ	LKM	23.04.13
2	APPROVED FOR CONSTRUCTION	KSR	WK/ZJ	LKM	08.11.12
0	ISSUED FOR APPROVAL	KSR	WK/ZJ	LKM	31.07.12
0	ISSUED FOR REVIEW	KSR	WK/ZJ	LKM	17.07.12

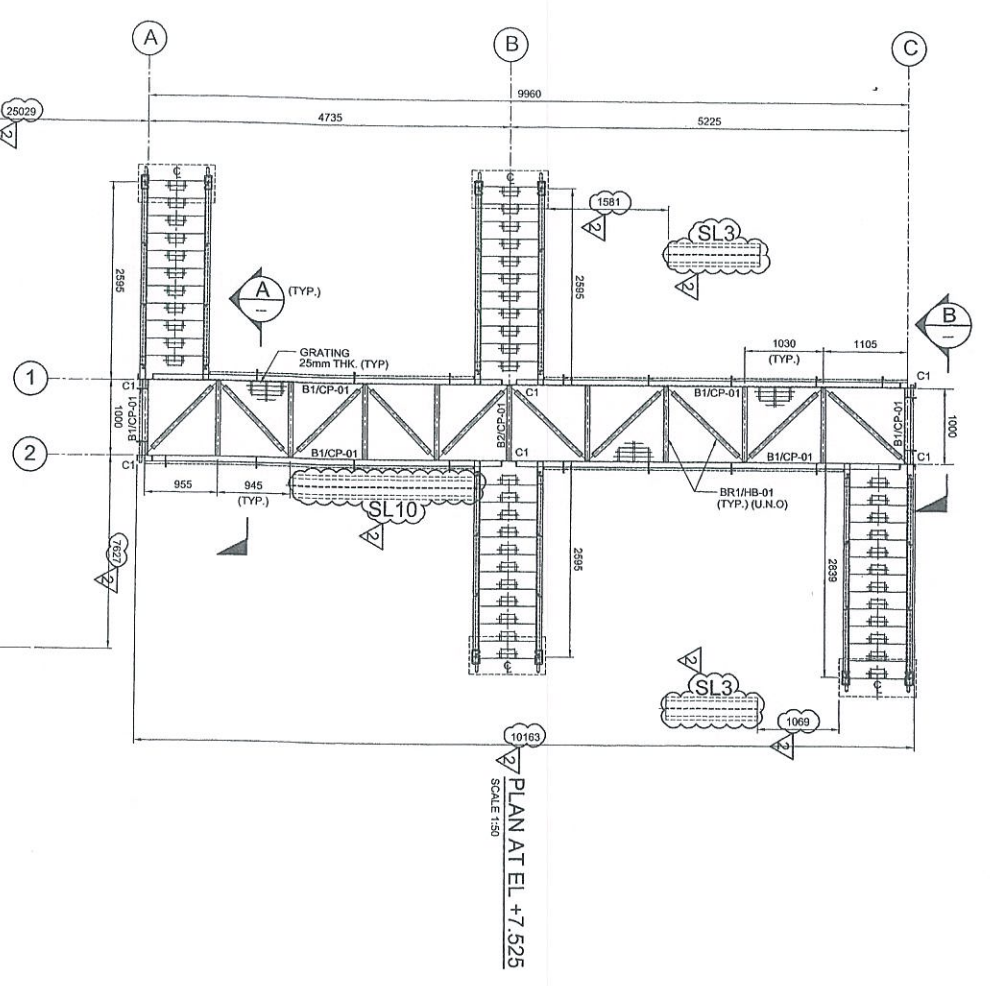
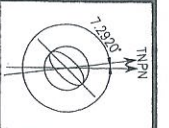
EPC CONTRACTOR:
DIALOG E & C SDN. BHD. (18250-U)
 109, BLOK G, PHILIP DAMANSARA 1,
 NO. 9, JALAN 19/11, 46350 PETLING JAYA, SELANGOR.

DRAWING TITLE:
PLAN & SECTIONAL DETAILS OF CROSSOVER PLATFORM 102-CP-01 FOR TANKPIT-102

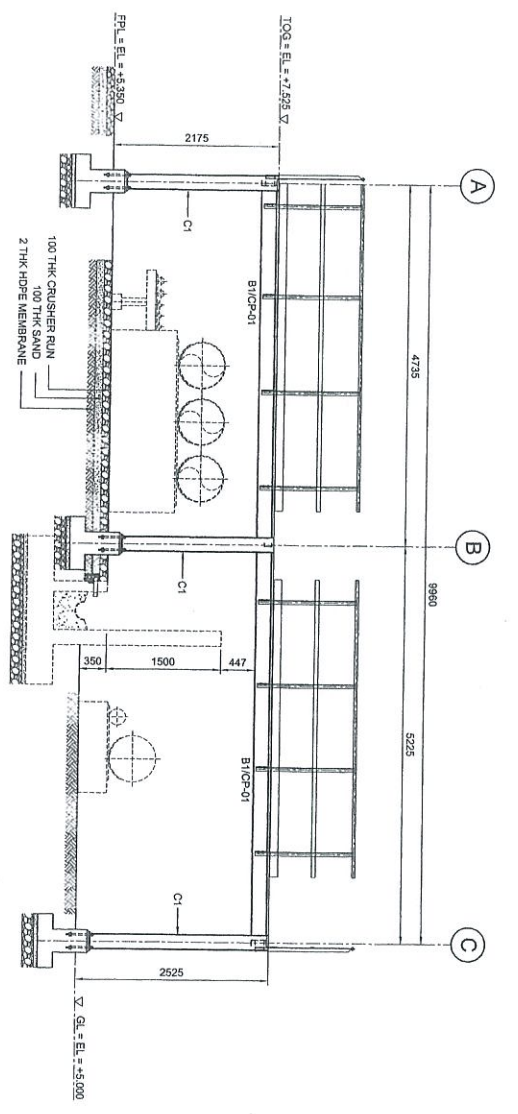
SCALE	CHECKED	DATE	APPROVED	FILENAME	SHT. NO.	REV.
1:150, 1:20	WK/ZJ		LKM	DH0008-ENG-C-PF-0013	1 OF 1	2
DATE	17.07.12					

DWG. NO.: DH0008-ENG-C-PF-0013

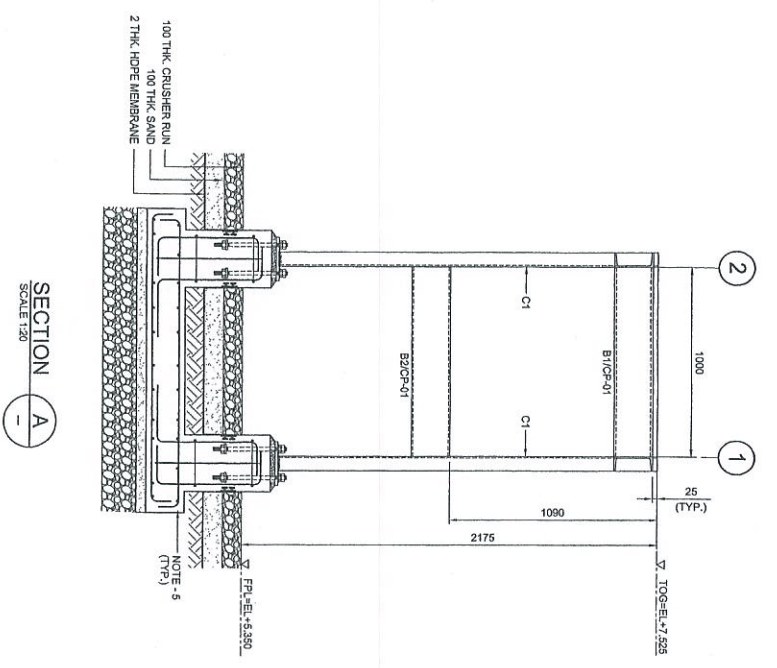
APPROVED FOR CONSTRUCTION



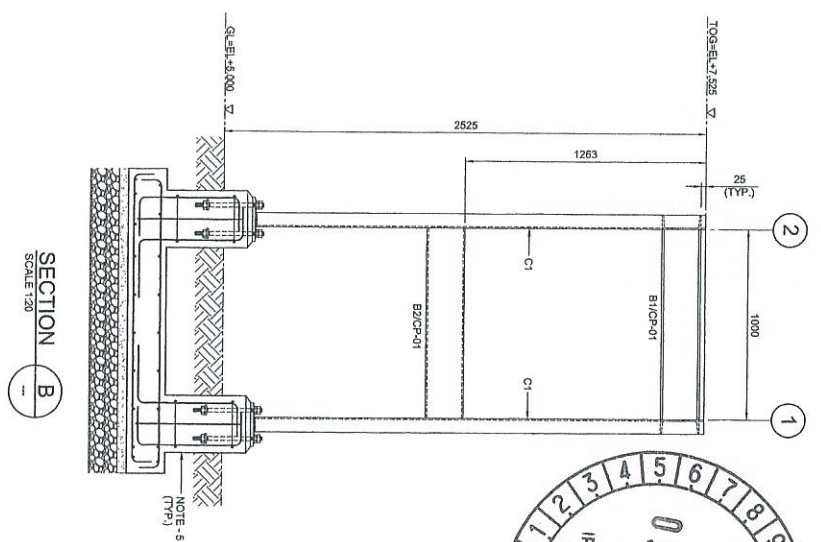
PLAN AT EL +7.525
SCALE 1:50



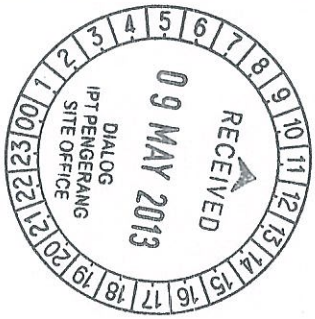
ELEVATION ALONG GRID 2
SCALE 1:50



SECTION A
SCALE 1:50



SECTION B
SCALE 1:50



Proj No	Revisi	Uraian	Disetujui
1	A	Approved for construction	[Signature]
2	B	Approved for construction	[Signature]
3	C	Issued for approval	[Signature]
4	D	Issued for approval	[Signature]
5	E	Issued for approval	[Signature]
6	F	Issued for approval	[Signature]
7	G	Issued for approval	[Signature]
8	H	Issued for approval	[Signature]
9	I	Issued for approval	[Signature]
10	J	Issued for approval	[Signature]
11	K	Issued for approval	[Signature]
12	L	Issued for approval	[Signature]
13	M	Issued for approval	[Signature]
14	N	Issued for approval	[Signature]
15	O	Issued for approval	[Signature]
16	P	Issued for approval	[Signature]
17	Q	Issued for approval	[Signature]
18	R	Issued for approval	[Signature]
19	S	Issued for approval	[Signature]
20	T	Issued for approval	[Signature]
21	U	Issued for approval	[Signature]
22	V	Issued for approval	[Signature]
23	W	Issued for approval	[Signature]
24	X	Issued for approval	[Signature]
25	Y	Issued for approval	[Signature]
26	Z	Issued for approval	[Signature]

MARKING	SIZE	NOTE
C1	C 200 x 80 x 24 KGM	COLUMN
B1	C 200 x 80 x 24 KGM	BEAM
B2	C 200 x 80 x 24 KGM	BEAM
BR1	L 65 x 65 x 6 THK	BRACING

ABBREVIATION:
 B1/CP-01 = MEMBER SIZE & CP-01 = CONNECTION TYPE.
 TOG = TOP OF GRATING.
 FPL = FINISHED PLATFORM LEVEL.
 CL = GROUND LEVEL.

PROJECT TITLE:
 INDEPENDENT DEEPWATER PETROLEUM
 TERMINAL AT PENERANG

PROJECT OWNER:
 PENERANG INDEPENDENT TERMINALS SDN.BHD.

EPCC CONTRACTOR:
 DIALOG E & C SDN. BHD. (199299-U)
 105, BLOCK 6, FILED DAUNSKA 1,
 NO. 9, JALAN 16/11, 46350 PERLINA JAYA, SELANGOR.

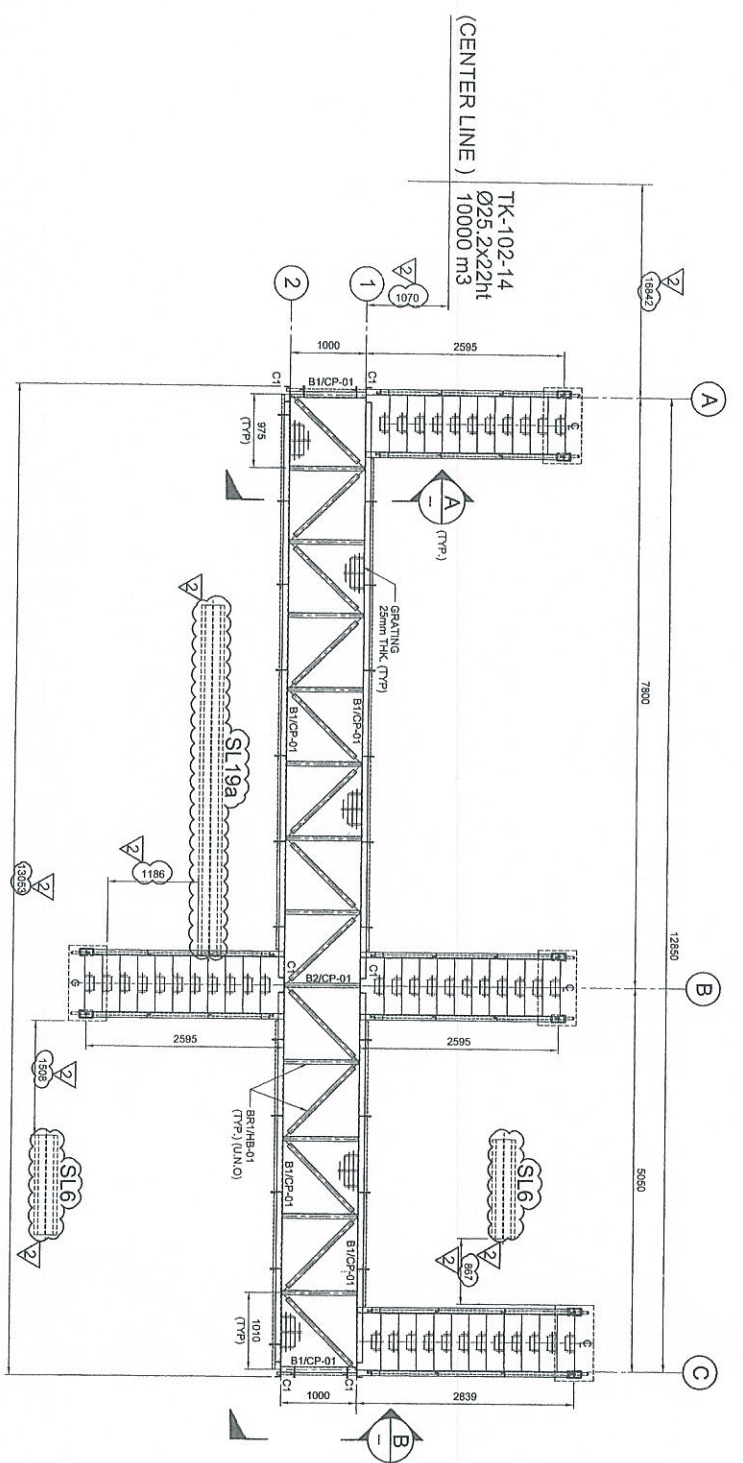
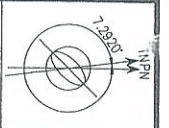
DRAWING TITLE:
 PLAN & SECTIONAL DETAILS OF
 CROSSOVER PLATFORM 102-CP-02
 FOR TANKPT-102

SCALE	CHECKED	APPROVED
1:50, 1:20	WKL/ZJI	[Signature]
DATE	DRWN	FILENAME
17.07.12	KSR	DH0008-ENG-C-PF-0014
DWG. NO:	SHT. NO.	REV.
DH0008-ENG-C-PF-0014	(1 OF 1)	2

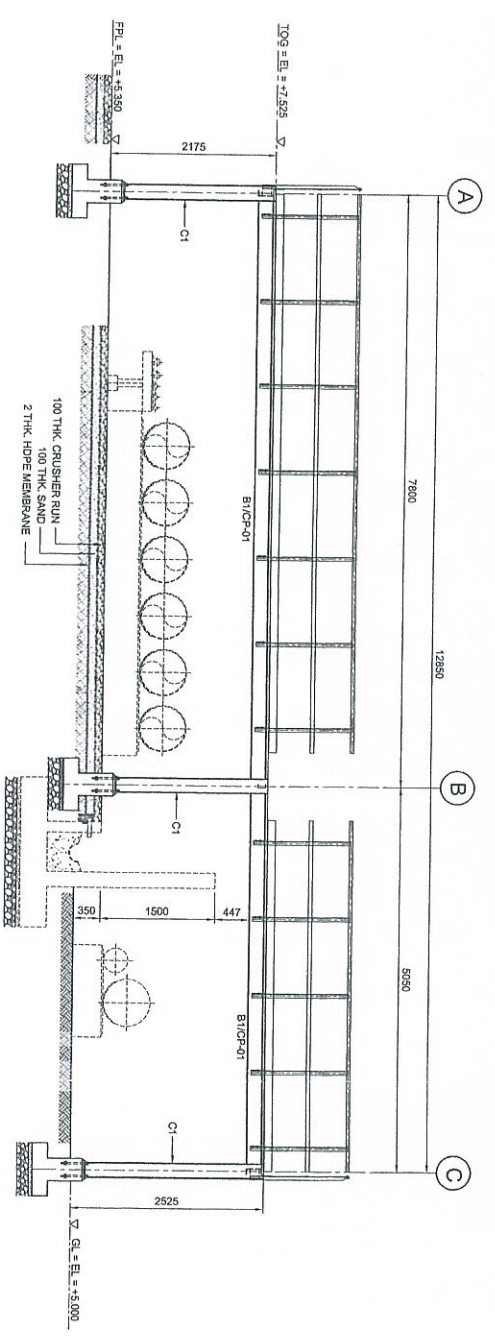
COPY 23



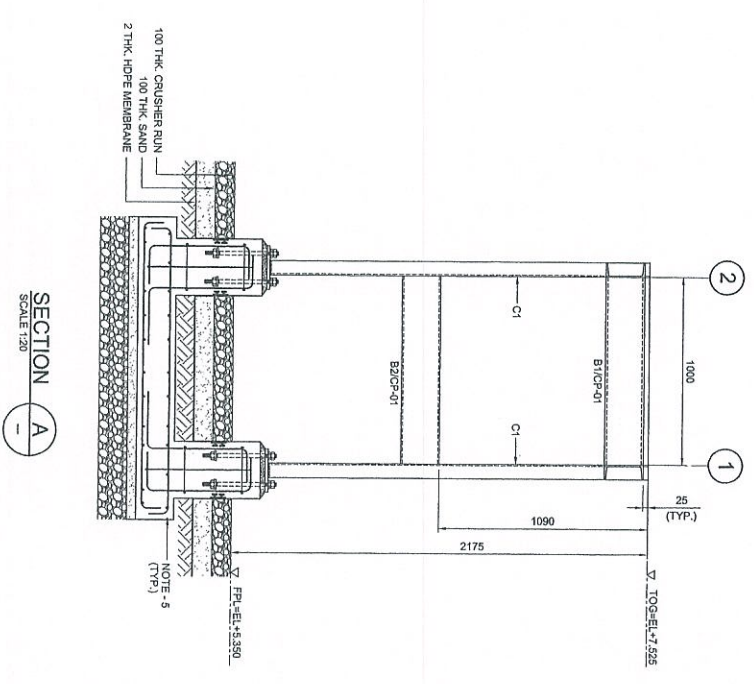
FOR CONSTRUCTION



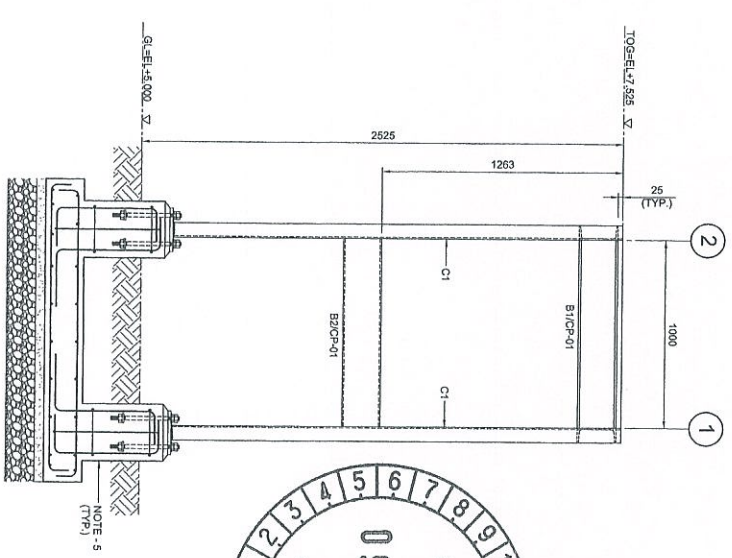
PLAN AT EL. +7.525
SCALE 1:50




ELEVATION ALONG GRID 2
SCALE 1:50



SECTION A
SCALE 1:20



SECTION B
SCALE 1:20



Revisi No.	Revisi	Disetujui
A	1	1
B	1	1
C	1	1
D	1	1

NOTES:

1. ALL DIMENSIONS ARE IN MILLIMETERS & LEVELS IN METERS
2. READ THIS DWG. IN CONJUNCTION WITH DWG. No: DH0008-ENG-C-PF-0002 FOR LOCATION, ORIENTATION AND OVERALL PLAN.
3. FOR STRUCTURE NOTES REFER TO DWG NO: DH0008-ENG-C-PF-0001.
4. PENGERANG OVERALL MASTER PLOT PLAN REFER DWG. No: DH0008-ENG-R-G-0001.
5. FOR STAIRCASE & FOUNDATION DETAILS REFER DWG. No: DH0008-ENG-C-PF-0037 & 0038.
6. FOR STANDARD CONNECTION DETAILS REFER DWG. No: DH0008-ENG-C-S0-0011 TO 0020.
7. FOR STANDARD ANCHOR BOLT DETAILS REFER DWG. No: DH0008-ENG-C-S0-0001.
8. FOR STANDARD MANHOLE DETAILS REFER DWG. No: DH0008-ENG-C-S0-0003.
9. ALL CONNECTIONS ARE BOLTED CONNECTIONS.
10. ALL THE STRUCTURAL MEMBERS HAVE TO BE HOT DIPPED GALVANIZED.
11. PIPE SLEEPER DETAIL REFER DWG NO DH0008-ENG-C-PF-0002

ABBREVIATION:

- B1/P-01 : B1 = MEMBER SIZE & CP-01 = CONNECTION TYPE.
 TOG. = TOP OF GRAVING.
 FFL. = FINISHED PLATFORM LEVEL.
 GL. = GROUND LEVEL.

LEGENDS:

MARKING	SIZE	NOTE
CP	C 200 x 80 x 24 KGM	COLUMN
B1	C 200 x 80 x 24 KGM	BEAM
SE	C 200 x 80 x 24 KGM	BEAM
BRT	L 65 x 65 x 6 THK	BRACING

NO	DESCRIPTION	BY	CHK'D	APPR.	DATE
2	APPROVED FOR CONSTRUCTION.	FZA	WKL/ZJ	LKM	23.04.13
1	APPROVED FOR CONSTRUCTION	KSR	WKL/ZJ	LKM	08.11.12
0	ISSUED FOR APPROVAL	KSR	WKL/ZJ	LKM	31.07.12
A	ISSUED FOR REVIEW	KSR	WKL/ZJ	LKM	17.07.12

PROJECT TITLE :
 INDEPENDENT DEEPWATER PETROLEUM TERMINAL AT PENGERANG

PROJECT OWNER :
 PENGERANG INDEPENDENT TERMINALS SDN. BHD.

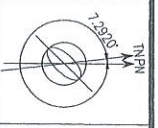
EPCC CONTRACTOR :
 DIALOG E & C SDN. BHD. (192590-U)
 109, BLOK G, PHASE DAUNGERA 1,
 NO. 9, JALAN 19/11, 46350 PETALING JAYA, SELANGOR.

DRAWING TITLE :
 PLAN & SECTIONAL DETAILS OF CROSSOVER PLATFORM 102-CP-PF-04 FOR TANKPIT-102

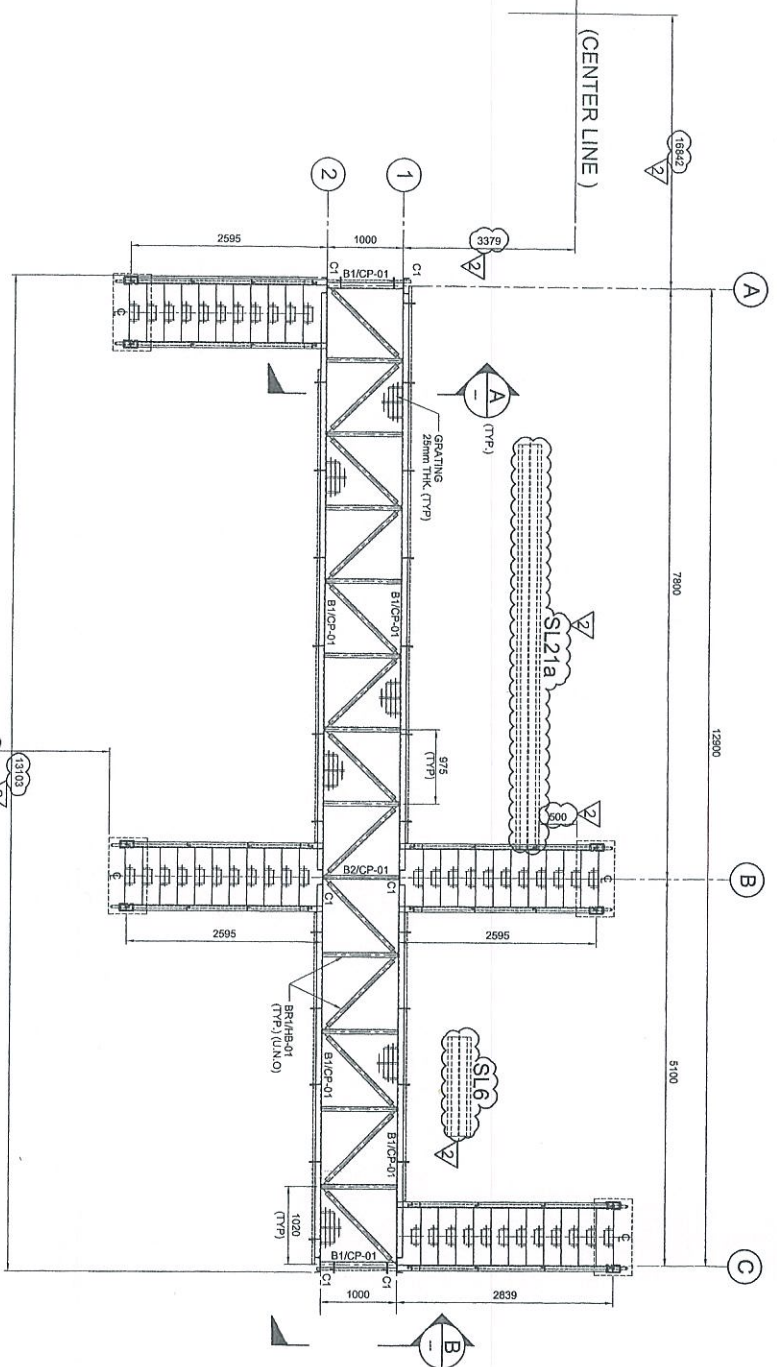
SCALE	1:50, 1:20	CHECKED	WKL/ZJ
DRAWN	KSR	APPROVED	LKM
DATE	17.07.12	FILENAME	DH0008-ENG-C-PF-0016
DWG. NO.	DH0008-ENG-C-PF-0016	SHT. NO.	REV.
		(1 OF 1)	2

COPY 23

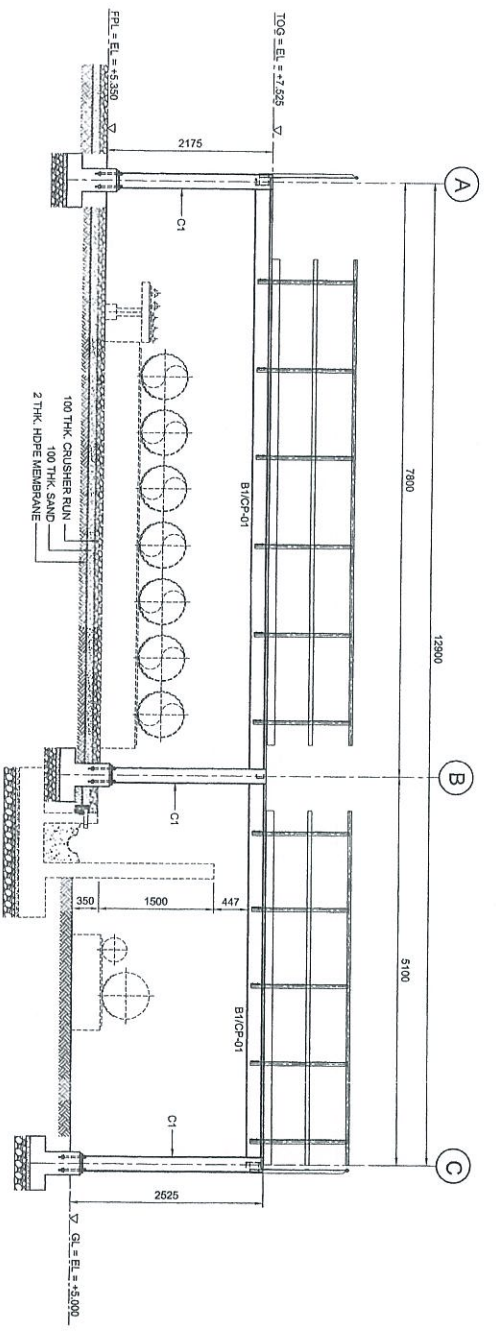




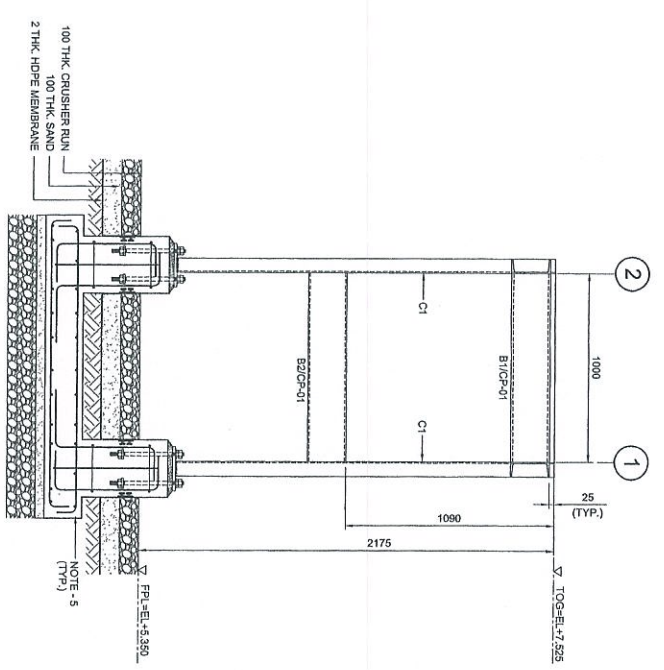
TK-102-13
 Ø25 2x22ht
 10000 m3



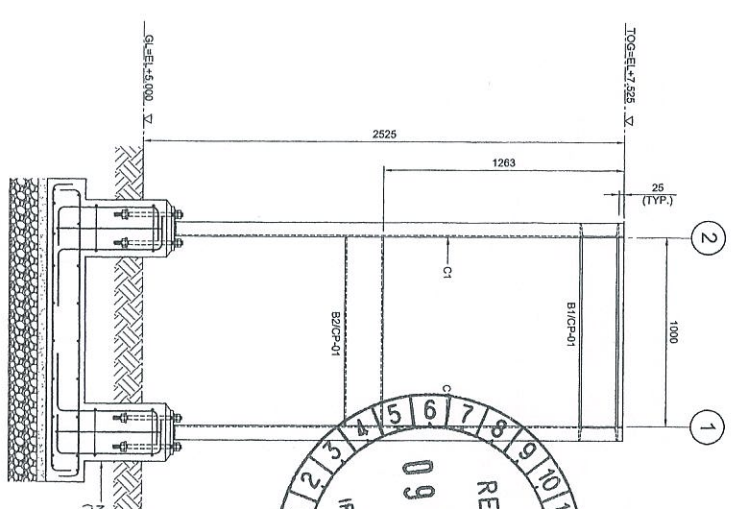
PLAN AT EL. +7.525
 SCALE 1:50



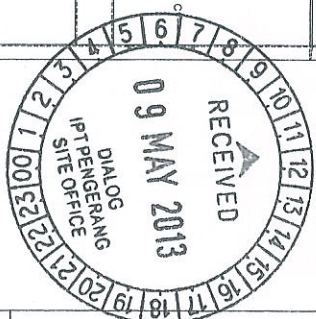
ELEVATION ALONG GRID 2
 SCALE 1:50



SECTION A
 SCALE 1:20



SECTION B
 SCALE 1:20



LEGENDS:

MARKING	SIZE	NOTE
C1	C 200 x 80 x 24 KG/M	COLUMN
B1	C 200 x 80 x 24 KG/M	BEAM
B2	C 200 x 80 x 24 KG/M	BEAM
BR1	L 65 x 65 x 6 THK	BRACING

ABBREVIATION:
 B1/CP-01 : B1 = MEMBER SIZE & CP-01 = CONNECTION TYPE.
 TOG = TOP OF GRATING.
 PFL = FINISHED PLATFORM LEVEL.
 GL = GROUND LEVEL.

- NOTES:**
1. ALL DIMENSIONS ARE IN MILLIMETERS & LEVELS IN METERS
 2. READ THIS DWG. IN CONJUNCTION WITH DWG. No: DH0008-ENG-C-PF-0002 FOR LOCATION, ORIENTATION AND OVERALL PLAN.
 3. FOR STRUCTURE NOTES, REFER TO DWG. No: DH0008-ENG-C-01-0001.
 4. PENGANGKAP OVERALL MASTER PLAN REFER DWG. No: DH0008-ENG-C-01-0001.
 5. FOR SPANCASE & FOUNDATION DETAILS REFER DWG. No: DH0008-ENG-C-PF-0007 & 0008.
 6. FOR STANDARD CONNECTION DETAILS REFER DWG. No: DH0008-ENG-C-SD-0011 TO 0020.
 7. FOR STANDARD ANCHOR BOLT DETAILS REFER DWG. No: DH0008-ENG-C-SD-0001.
 8. FOR STANDARD HORIZONTAL DETAILS REFER DWG. No: DH0008-ENG-C-SD-0003.
 9. ALL CONNECTIONS ARE BOLTED CONNECTIONS.
 10. ALL THE STRUCTURAL MEMBERS HAVE TO BE HOT DIPPED GALVANIZED.
 11. PIPE SLEEPER DETAIL REFER DWG. No: DH0008-ENG-C-PS-0002

Independent Designer	Approved	Checked	Drawn
Independent Designer	Approved	Checked	Drawn
Independent Designer	Approved	Checked	Drawn
Independent Designer	Approved	Checked	Drawn

PROJECT OWNER:
 PENGANGKAP INDEPENDENT TERMINALS SDN. BHD.

EPC CONTRACTOR:
DIALOG
 108, BLOCK 6, PHASE 1 DAMANSARA 1,
 NO. 9, JALAN 16/11, 46350 PETALING JAYA, SELANGOR.

DRAWING TITLE:
 PLAN & SECTIONAL DETAILS OF
 CROSSOVER PLATFORM 102-C-PF-05
 FOR TANK PIT-102

SCALE: 1:50, 1:20

CHECKED: WK/JZ

APPROVED: KSR

DATE: 22.08.12

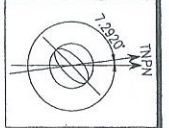
FILENAME: DH0008-ENG-C-PF-0017

DWG. NO.: DH0008-ENG-C-PF-0017

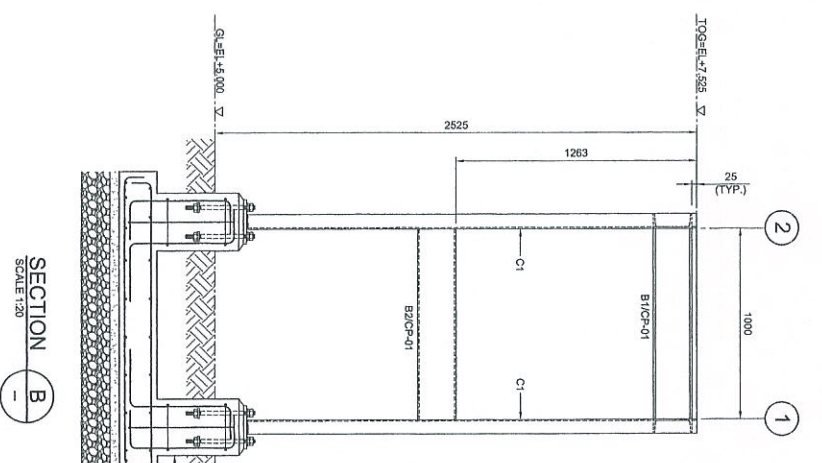
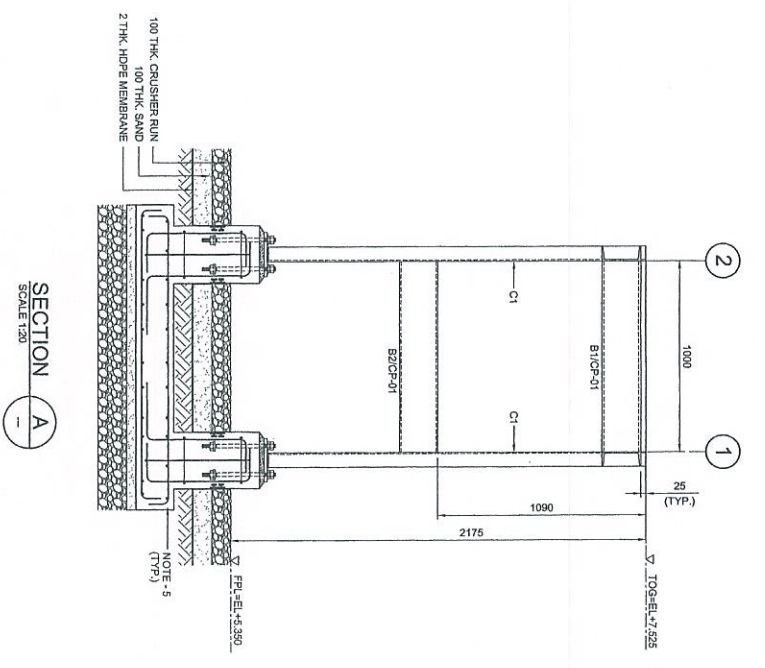
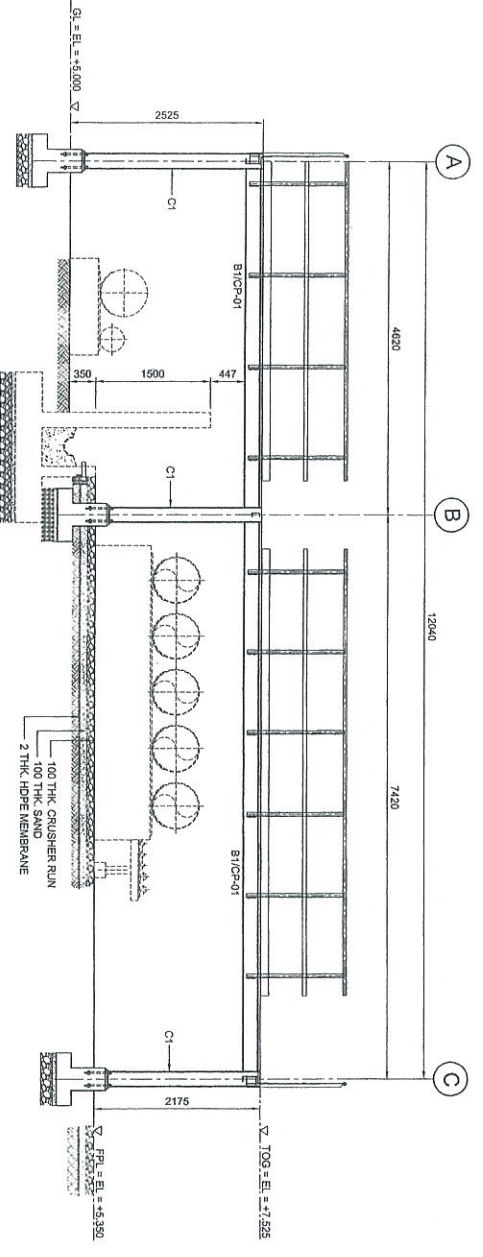
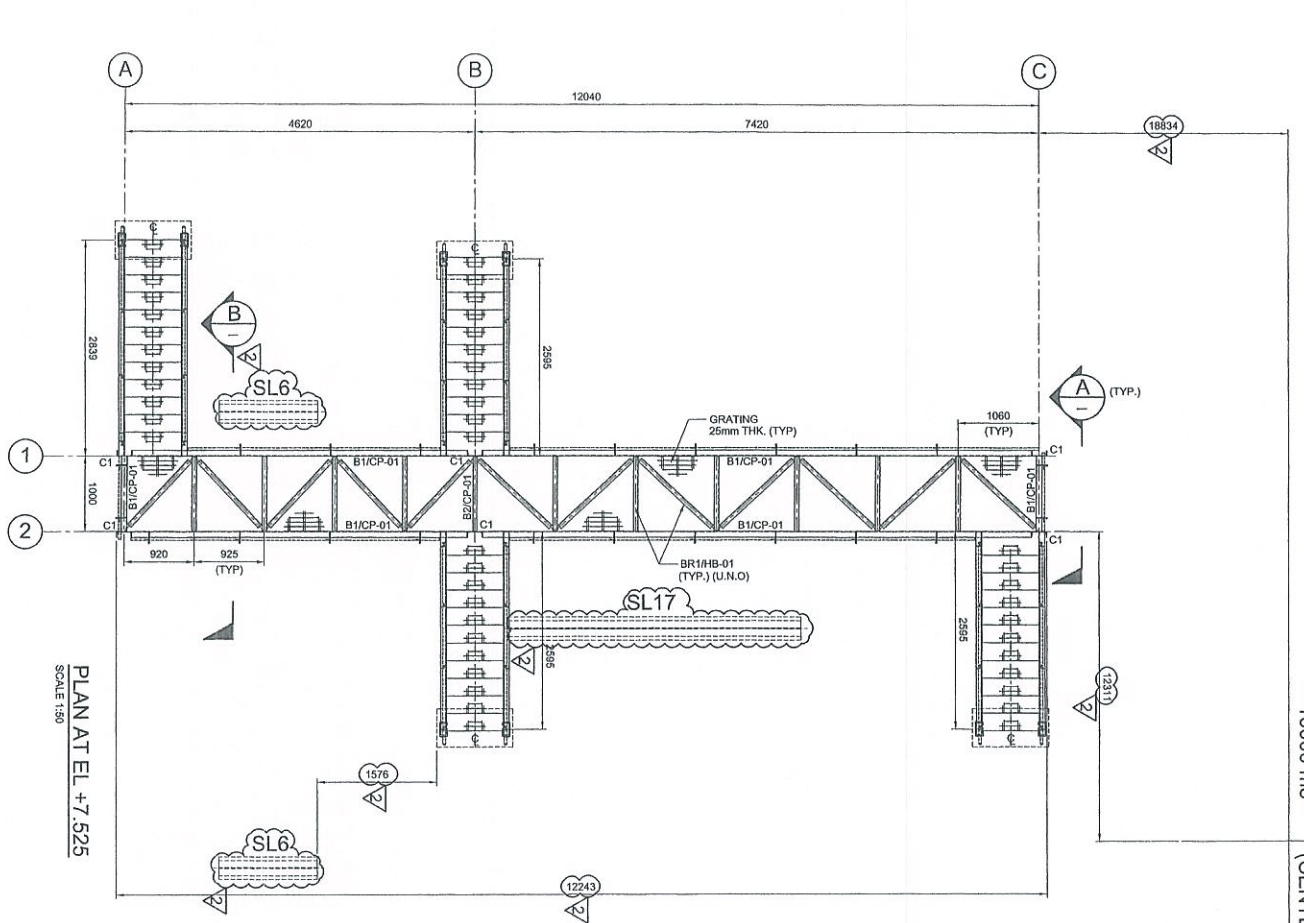
REV. NO.: 2

COPY 23

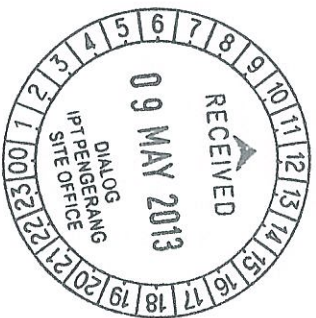




TK-102-25
Ø25 2x22ht
10000 M3
(CENTER LINE)



APPROVED FOR CONSTRUCTION



Approved	Checked	Drawn	Design
Approved	Checked	Drawn	Design
Approved	Checked	Drawn	Design
Approved	Checked	Drawn	Design

COPY 2/3



NOTES:
1. ALL DIMENSIONS ARE IN MILLIMETERS & LEVELS IN METERS
2. READ THIS DWG. IN CONJUNCTION WITH
3. FOR STRUCTURE NOTES REFER TO DWG NO: DH0008-ENG-C-01-001.
4. PENERANG OVERALL MASTER PLAN REFER
5. FOR STAIRCASE & FOUNDATION DETAILS REFER
6. FOR STANDARD CONNECTION DETAILS REFER
7. FOR STANDARD ANCHOR BOLT DETAILS REFER
8. FOR STANDARD HANGING DETAILS REFER
9. ALL CONNECTIONS ARE BOLTED CONNECTIONS.
10. ALL THE STRUCTURAL MEMBERS HAVE TO BE
HOT DIPPEP GALVANIZED.
11. PIPE SLEEPER DETAIL REFER DWG NO DH0008-ENG-C-02-002

ABBREVIATION:
B1/CP-01 : B1 = MEMBER SIZE & CP-01 = CONNECTION TYPE
T.O.C. = TOP OF GRATING.
F.L. = FINISHED PLATFORM LEVEL
G.L. = GROUND LEVEL

LEGENDS:

MARKING	SIZE	NOTE
C1	C 200 x 80 x 24 KG/M	COLUMN
B1	C 200 x 80 x 24 KG/M	BEAM
B2	C 200 x 80 x 24 KG/M	BEAM
BHT	L 65 x 65 x 8 THK	BRACING

NO	DESCRIPTION	BY	CHK'D	APPR.	DATE
1	ISSUED FOR APPROVAL	KSR	WKL/ZJ	UKM	31.07.12
2	APPROVED FOR CONSTRUCTION	FZA	WKL/ZJ	UKM	23.04.13

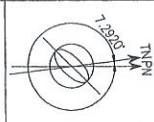
PROJECT TITLE :
INDEPENDENT DEEPWATER PETROLEUM
TERMINAL AT PENERANG

PROJECT OWNER :
PENERANG INDEPENDENT TERMINALS SDN.BHD.

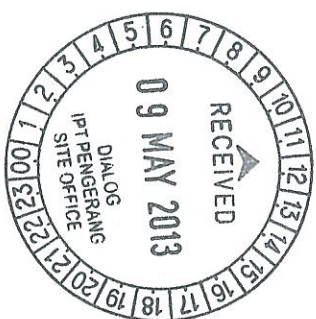
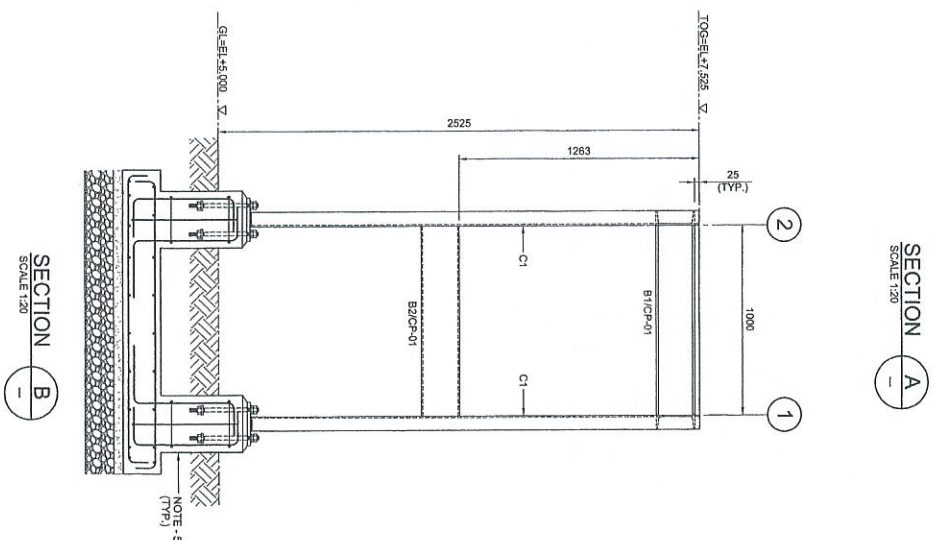
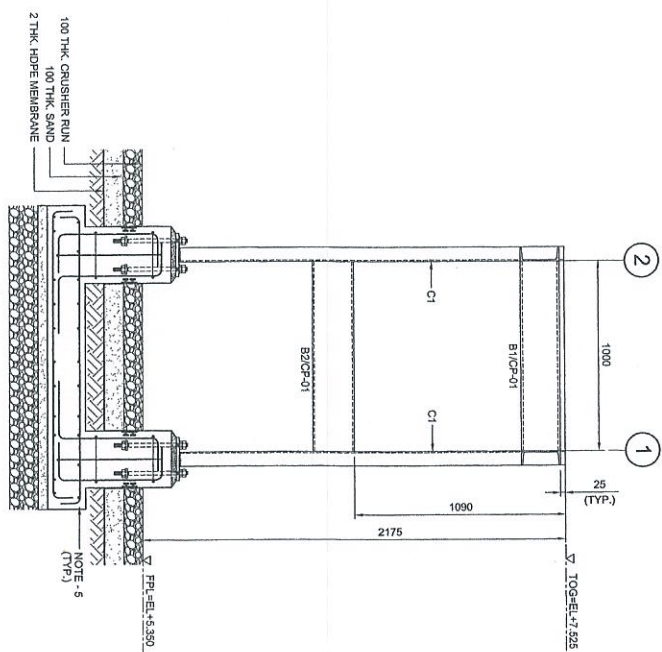
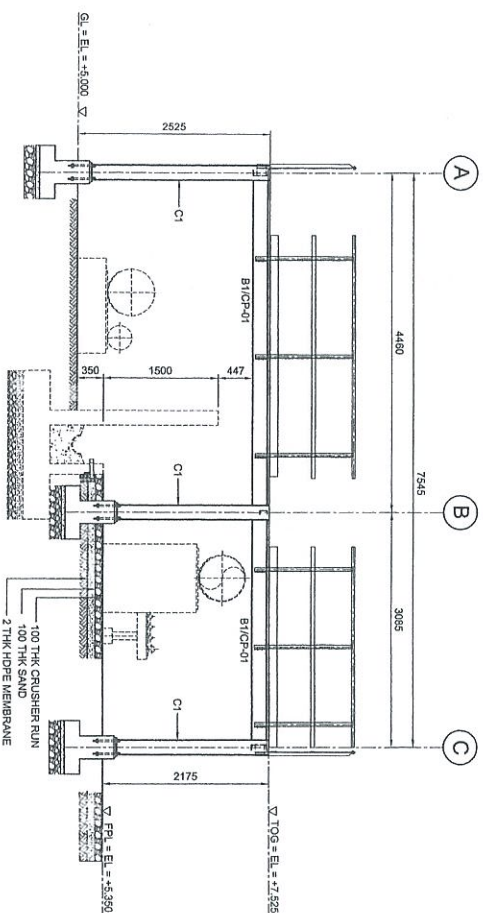
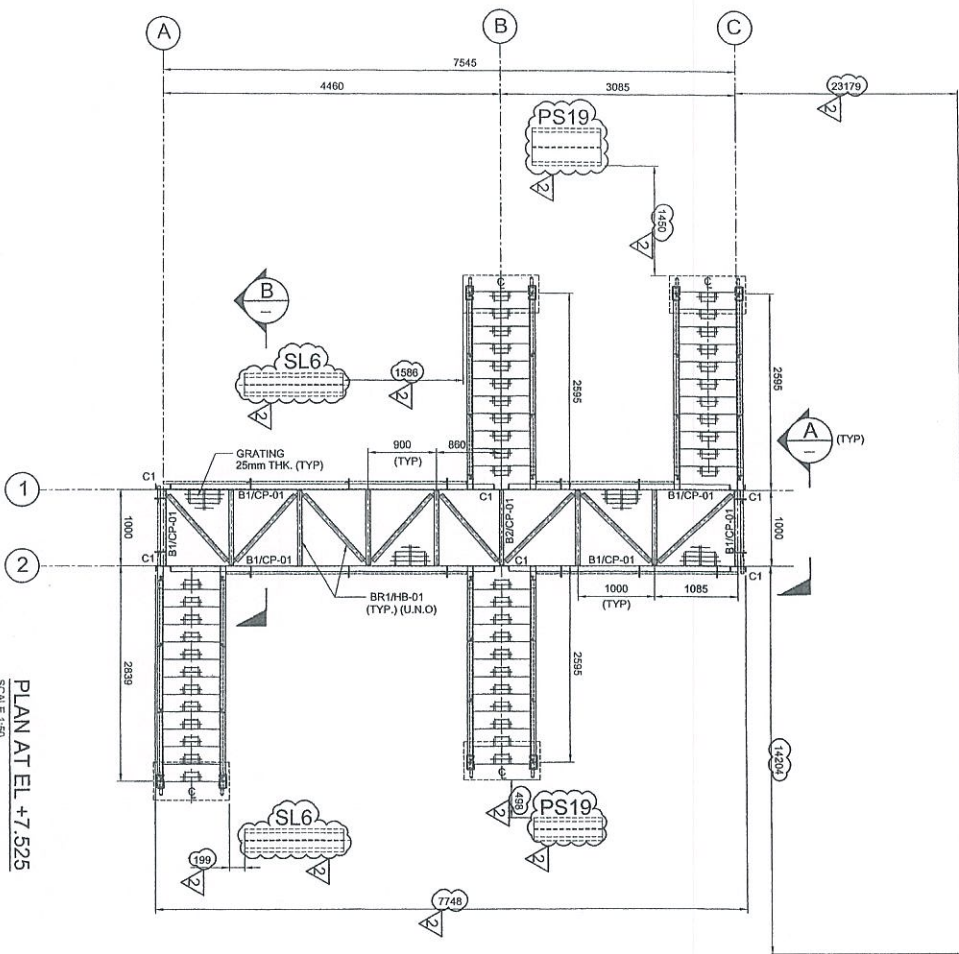
EPC CONTRACTOR :
DIALOG E & C SDN. BHD. (198290-U)
108, BLOK 'G', PRABU DWANSAK I,
NO. 9, JALAN 18/11, 46350 POKONG JAYA, SELANGOR.

DRAWING TITLE :
PLAN & SECTIONAL DETAILS OF
CROSSOVER PLATFORM 102-CP-06
FOR TANKPIT 102

SCALE : 1:50, 1:20	CHECKED : WKL/ZJ
DATE : 22.08.12	APPROVED : UKM
DWG. NO : DH0008-ENG-C-PF-0018	FILENAME : DH0008-ENG-C-PF-0018
SHT. NO. REV. (1 OF 1)	2



TK-102-21
Ø32.8x22ht
17000 m³
(CENTER LINE)



NO.	REVISION	DATE	BY	CHK'D	APP'R.
1	ISSUED FOR APPROVAL	17.07.12	KSR	KKK/ZZ	LKM
2	APPROVED FOR CONSTRUCTION	22.04.13	FZA	KKK/ZZ	LKM

- NOTES:**
- ALL DIMENSIONS ARE IN MILLIMETERS & LEVELS IN METERS
 - READ THIS DWG. IN CONJUNCTION WITH DWG. No. DH0008-ENG-C-PF-0002 FOR LOCATION/REVISION AND OVERALL PLAN.
 - FOR STRUCTURE NOTES, REFER TO DWG NO. DH0008-ENG-C-0N-0001.
 - PENERANG OVERALL MASTER PLAN REFER DWG. No. DH0008-ENG-P-0-0001.
 - FOR STAIRCASE & FOUNDATION DETAILS REFER DWG. No. DH0008-ENG-C-PF-0007 & 0008.
 - FOR STANDARD CONNECTION DETAILS REFER DWG. No. DH0008-ENG-C-S0-0011 TO 0020.
 - FOR STANDARD ANCHOR BOLT DETAILS REFER DWG. No. DH0008-ENG-C-S0-0001.
 - FOR STANDARD HANDRAIL DETAILS REFER DWG. No. DH0008-ENG-C-S0-0003.
 - ALL CONNECTIONS ARE BOLTED CONNECTIONS.
 - ALL THE STRUCTURAL MEMBERS HAVE TO BE HOT DIPPED GALVANIZED.
 - Pipe sleeper detail refer DWG NO DH0008-ENG-C-P5-0002
- ABBREVIATION:**
- B1/CP-01 : B1 = MEMBER SIZE & CP-01 = CONNECTION TYPE
 TOC = TOP OF GRATING
 FPL = FINISHED PLATFORM LEVEL
 GL = GROUND LEVEL

LEGENDS:

MARKING	SIZE	NOTE
C1	C 200 x 80 x 24 KGM	COLUMN
B1	C 200 x 80 x 24 KGM	BEAM
B2	C 200 x 80 x 24 KGM	BEAM
BR1	L 85 x 65 x 6 THK	BRACING

PROJECT TITLE :
INDEPENDENT DEEPWATER PETROLEUM TERMINAL AT PENERANG

PROJECT OWNER :
PENERANG INDEPENDENT TERMINALS SDN.BHD.

EPCC CONTRACTOR :
DIALOG E & C SDN. BHD. (199250-U)
109, BLOK G, PHILIED DAMANSARA 1,
NO. 9, JALAN 19/11, 46350 PETALING JAYA, SELANGOR.

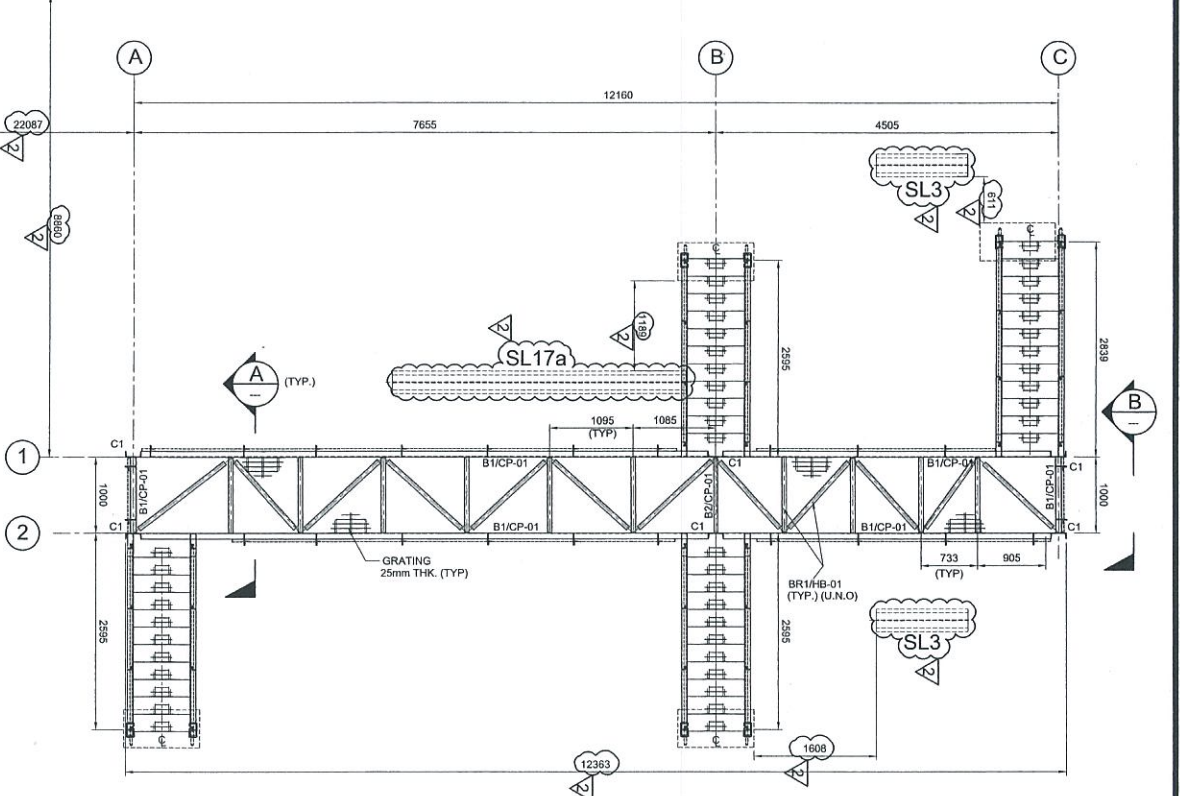
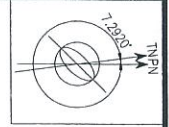
DRAWING TITLE :
PLAN & SECTIONAL DETAILS OF CROSSOVER PLATFORM 102-CPF-08 FOR TANKPIT -102

SCALE : 1:50, 1:20
DRAWN : KSR
DATE : 22.08.12
FILENAME : DH0008-ENG-C-PF-0020
DWG. NO. : DH0008-ENG-C-PF-0020
REV. : 2

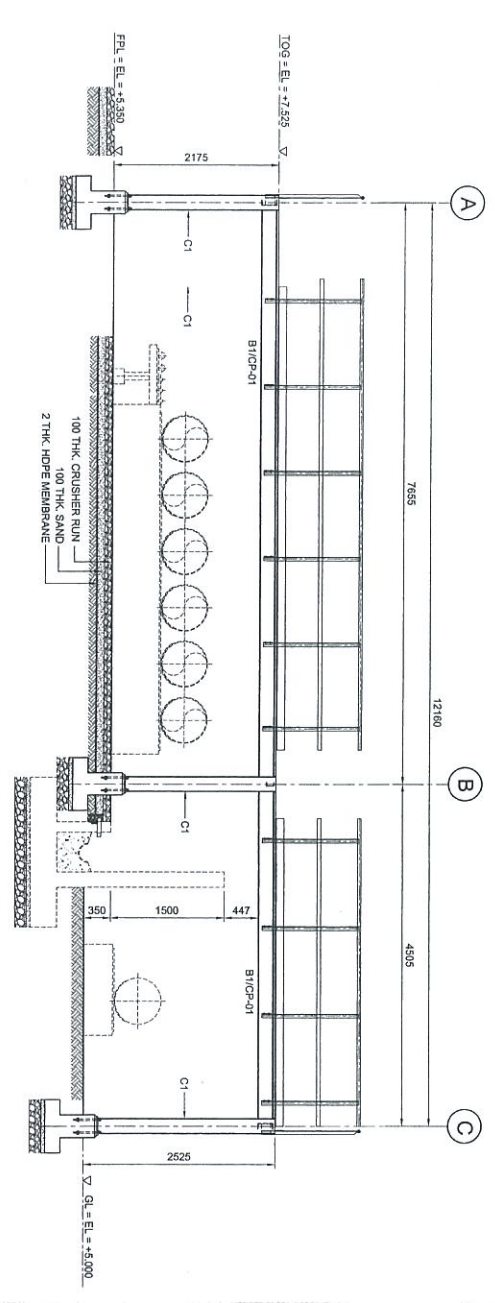
COPY 2/3



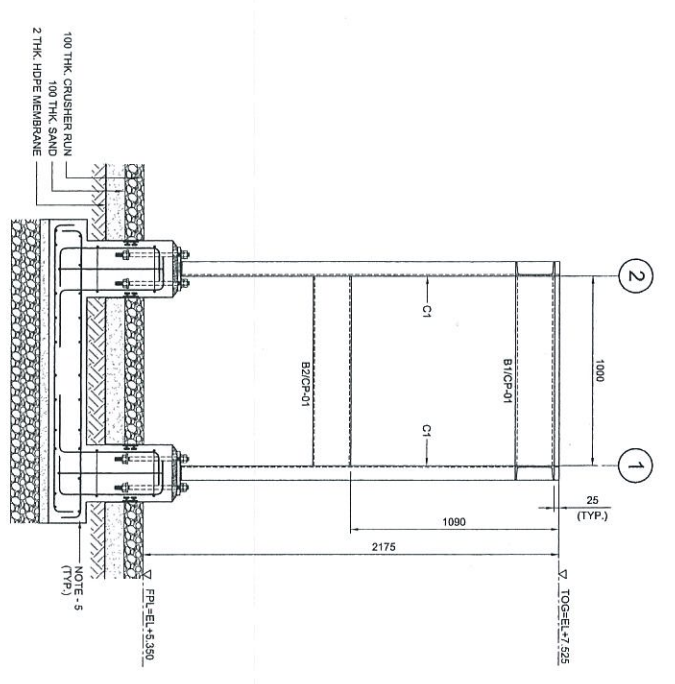
PROCEED FOR CONSTRUCTION



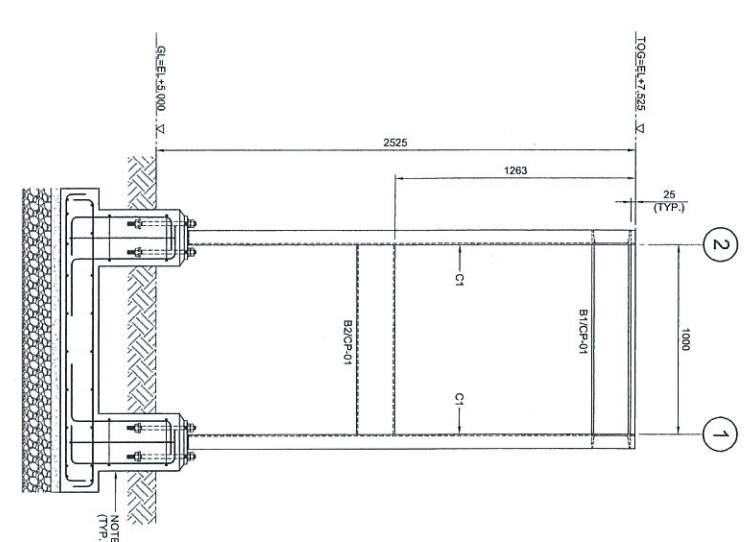
PLAN AT EL. +7.525
SCALE 1:50



ELEVATION ALONG GRID 2
SCALE 1:50



SECTION A
SCALE 1:20



SECTION B
SCALE 1:20

- NOTES:
1. ALL DIMENSIONS ARE IN MILLIMETERS & LEVELS IN METERS
 2. READ THIS DWG. IN CONJUNCTION WITH DWG. NO. DH0008-ENG-C-PF-0003 FOR LOCATION, ORIENTATION AND OVERALL PLAN.
 3. FOR STRUCTURE NOTES REFER TO DWG. NO. DH0008-ENG-C-01-0001.
 4. PENGERANG OVERALL MASTER PLAN REFER DWG. NO. DH0008-ENG-P-0-0001.
 5. FOR STAIRCASE & FOUNDATION DETAILS REFER DWG. NO. DH0008-ENG-C-PF-0017 & 0018.
 6. FOR STANDARD CONNECTION DETAILS REFER DWG. NO. DH0008-ENG-C-02-0011 TO 0020.
 7. FOR STANDARD ANCHOR BOLT DETAILS REFER DWG. NO. DH0008-ENG-C-03-0001.
 8. FOR STANDARD HANDRAIL DETAILS REFER DWG. NO. DH0008-ENG-C-03-0003.
 9. ALL CONNECTIONS ARE BOLTED CONNECTIONS.
 10. ALL THE STRUCTURAL MEMBERS HAVE TO BE HOT DIPPED GALVANIZED.
 11. PIPE STEEPER DETAIL REFER DWG. NO. DH0008-ENG-C-05-0002

ABBREVIATION:
 B1/CP-01 : B1 = MEMBER SIZE & CP-01 = CONNECTION TYPE
 TOG : = TOP OF GRATING.
 FPL : = FINISHED PLATFORM LEVEL.
 G.L. = GROUND LEVEL.

LEGENDS:

MARKING	SIZE	NOTE
CI	C 200 x 80 x 24 KG/M	COLUMN
B1	C 200 x 80 x 24 KG/M	BEAM
B2	C 100 x 100 x 10 KG/M	BEAM
BRT	L 55 x 65 x 8 THK	BRACING

PROJECT TITLE :
 INDEPENDENT DEEPWATER PETROLEUM TERMINAL AT PENGERANG

NO.	DESCRIPTION	BY	CHK'D	APPR.	DATE
1	ISSUED FOR REVIEW	KSR	WKL/ZU	LKM	17.07.12
2	APPROVED FOR CONSTRUCTION	FZA	WKL/ZU	LKM	23.04.13
3	ISSUED FOR APPROVAL	KSR	WKL/ZU	LKM	08.11.12
4	ISSUED FOR APPROVAL	YAR	WKL/ZU	LKM	31.07.12

PROJECT OWNER :
 PENGERANG INDEPENDENT TERMINALS SDN. BHD.

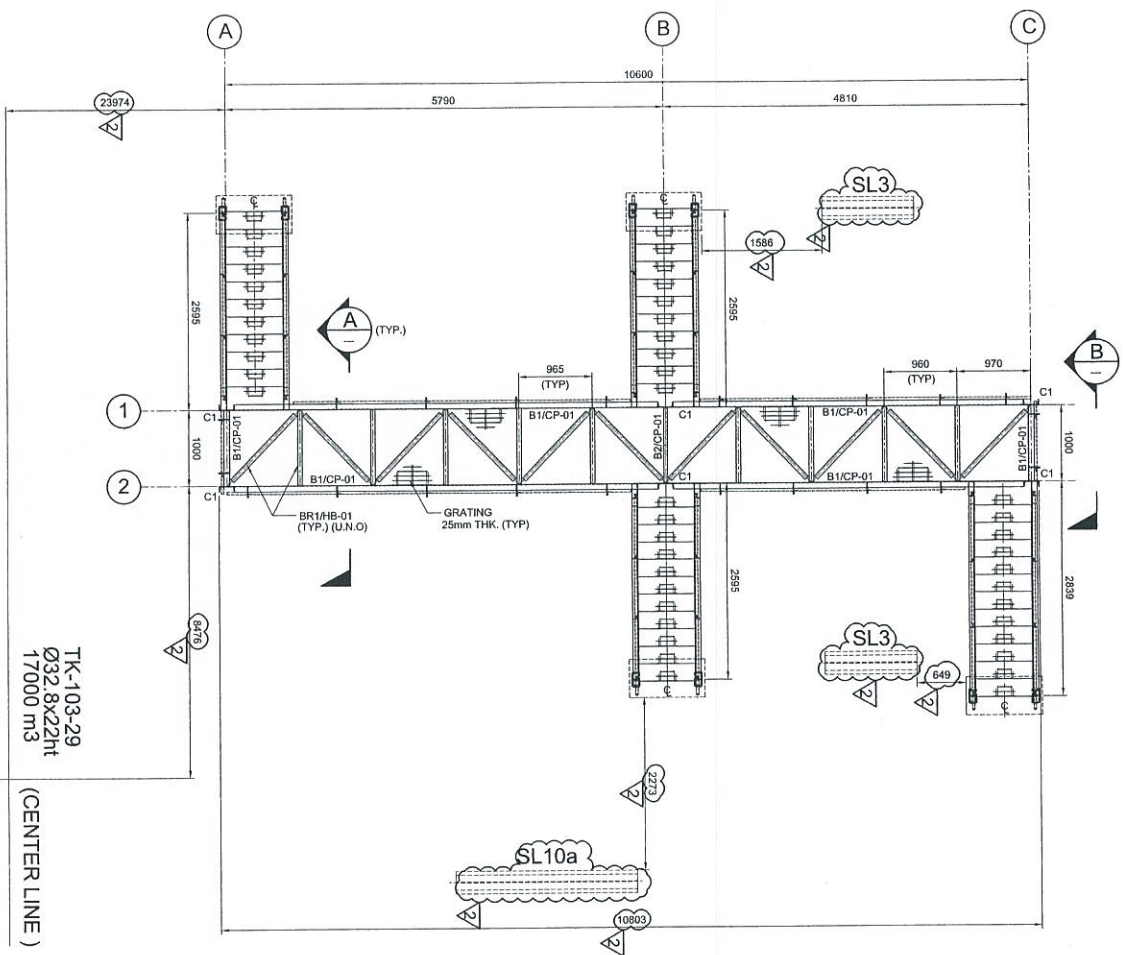
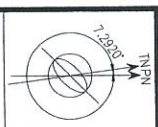
EPCO CONTRACTOR :
 DIALOG E & C SDN. BHD. (182250-U)
 109, BLOK G, PHASE II, JALAN PANGSAPATI 1,
 NO. 9, JALAN 16/11, 46350 PETALING JAYA, SELANGOR.

DRAWING TITLE :
 PLAN & SECTIONAL DETAILS OF CROSSOVER PLATFORM 103-CPF-01 FOR TANKPIT-103

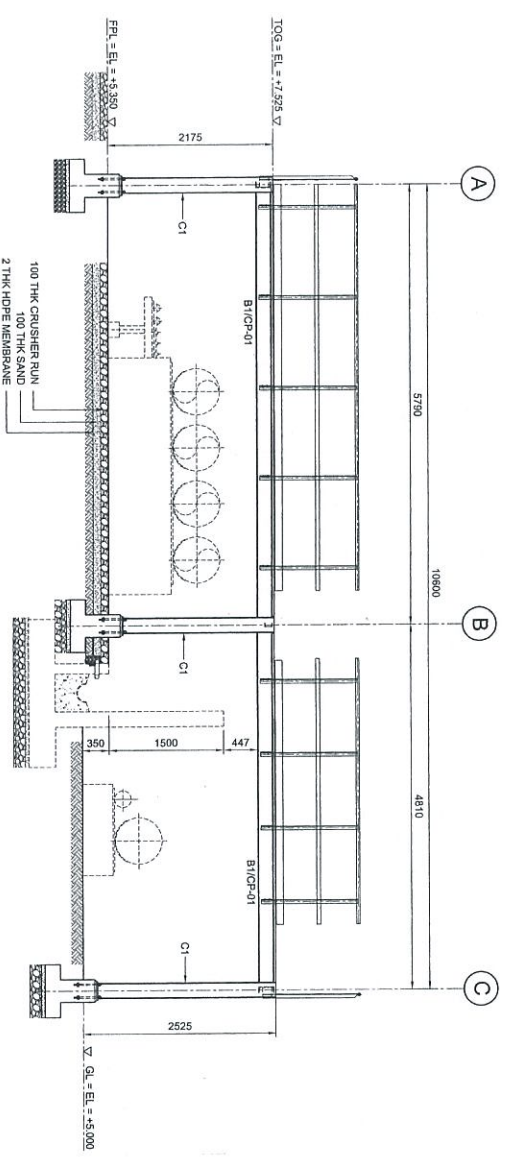
SCALE : 1:50, 1:20
 DRAWN : KSR
 DATE : 17.07.12
 FILENAME : DH0008-ENG-C-PF-0021
 DWG. NO. : DH0008-ENG-C-PF-0021
 SHEET NO. : 2

Rev.	By	Date	Description
1	KSR	17.07.12	ISSUED FOR REVIEW
2	FZA	23.04.13	APPROVED FOR CONSTRUCTION

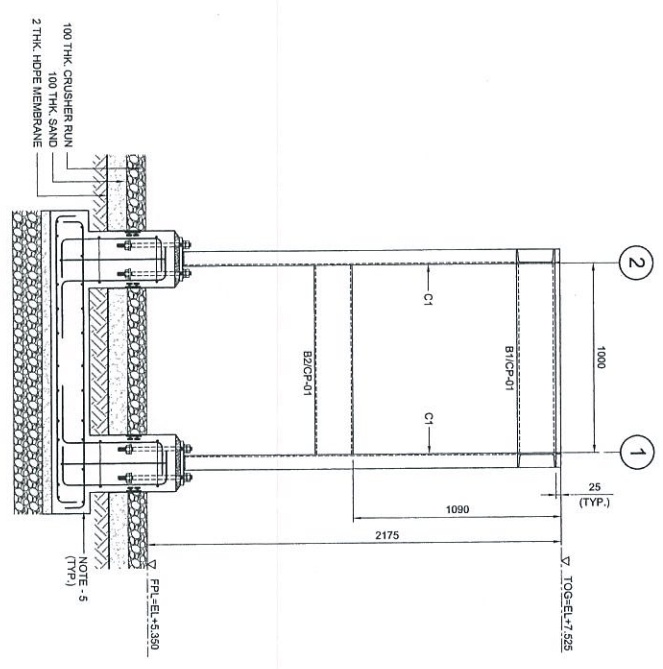




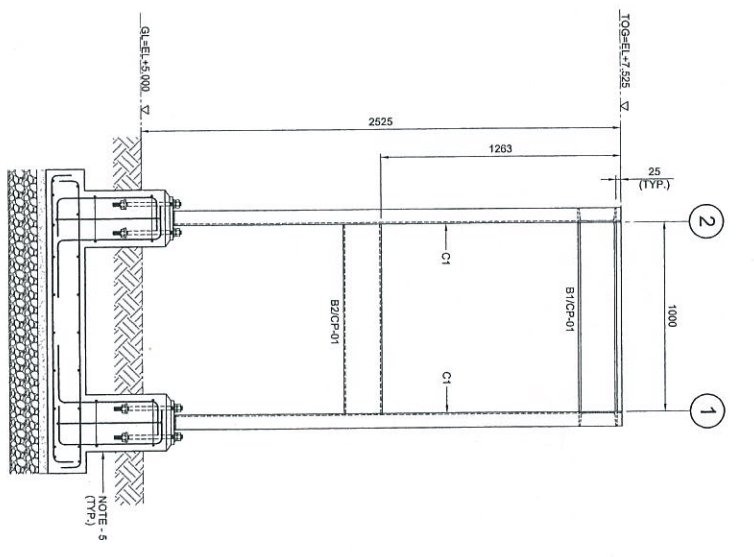
PLAN AT EL. +7.525
SCALE 1:50
TK-103-29
Ø32 8x22ht
17000 m3
(CENTER LINE)



ELEVATION ALONG GRID 2
SCALE 1:50



SECTION A-A
SCALE 1:20



SECTION B-B
SCALE 1:20

NOTES:

1. ALL DIMENSIONS ARE IN MILLIMETERS & LEVELS IN METERS
2. READ THIS DWG. IN CONJUNCTION WITH DWG. NO. DH0008-ENG-C-PF-0003 FOR LOCATION, ORIENTATION AND OVERALL PLAN.
3. FOR STRUCTURE NOTES, REFER TO DWG. NO. DH0008-ENG-C-SI-0001.
4. PENERANG OVERALL MASTER PLAN REFER DWG. NO. DH0008-ENG-P-0001.
5. FOR STAIRCASE & FOUNDATION DETAILS REFER DWG. NO. DH0008-ENG-C-PF-0007 & 0008.
6. FOR STANDARD CONNECTION DETAILS REFER DWG. NO. DH0008-ENG-C-SI-0011 TO 0020.
7. FOR STANDARD ANCHOR BOLT DETAILS REFER DWG. NO. DH0008-ENG-C-SI-0001.
8. FOR STANDARD HANGAR DETAILS REFER DWG. NO. DH0008-ENG-C-SI-0003.
9. ALL CONNECTIONS ARE BOLTED CONNECTIONS.
10. ALL THE STRUCTURAL MEMBERS HAVE TO BE HOT DIPPED GALVANIZED.
11. PIPE SLEEPER DETAIL REFER DWG. NO. DH0008-ENG-C-PF-0002

ABBREVIATION:

- B1/CP-01 : B1 = MEMBER SIZE & CP-01 = CONNECTION TYPE.
- TOC. = TOP OF GRATING.
- FPL = FINISHED PLATFORM LEVEL.
- GL = GROUND LEVEL.

LEGENDS:

MARKING	SIZE	NOTE
C1	C 200 x 80 x 24 KG/M	COLUMN
B1	C 200 x 80 x 24 KG/M	BEAM
B2	C 200 x 80 x 24 KG/M	BEAM
BR1	L 65 x 85 x 8 THK	BROUING

NO.	DESCRIPTION	BY	CHK'D	APPR.	DATE
1	ISSUED FOR APPROVAL	KSR	WKL/ZI	LKM	17/07/12
2	APPROVED FOR CONSTRUCTION	FZA	WKL/ZI	LKM	23/04/13
3	ISSUED FOR REVIEW	YAR	WKL/ZI	LKM	31/07/12

PROJECT TITLE :
INDEPENDENT DEEPWATER PETROLEUM
TERMINAL AT PENERANG

PROJECT OWNER :
PENERANG INDEPENDENT TERMINALS SDN.BHD.

EPCC CONTRACTOR :
DIALOG E & C SDN. BHD. (199290-U)

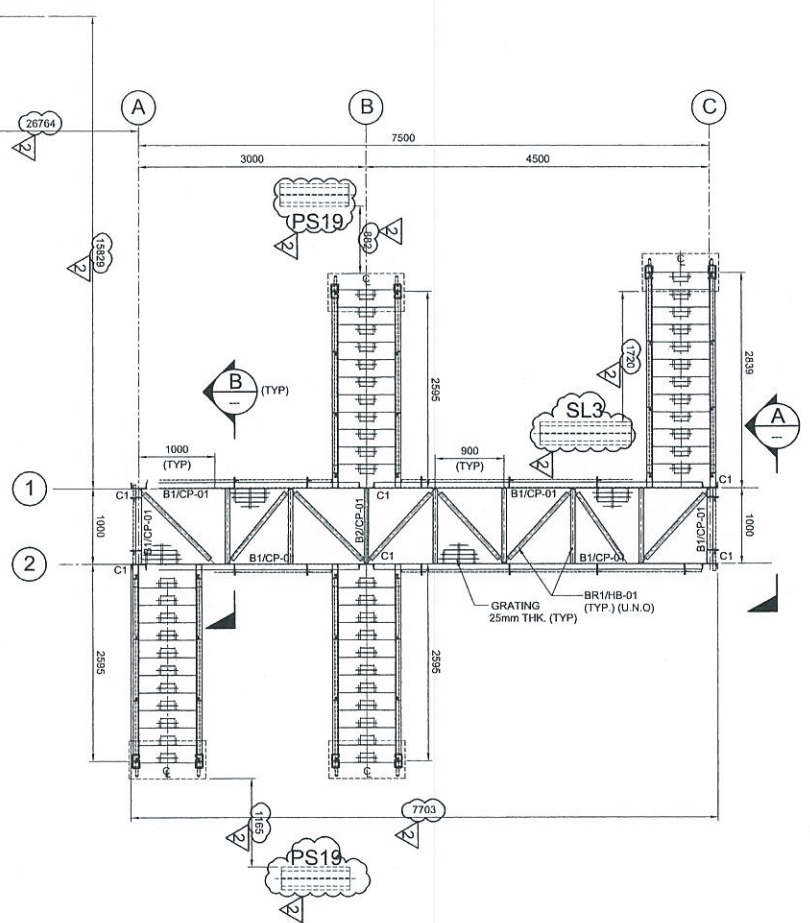
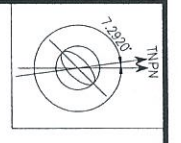
DIALOG
109, BLOCK G, PHILLO DAMANSARA 1,
NO. 9, JALAN 19/11, 46350 PETALING JAYA, SELANGOR.

DRAWING TITLE :
PLAN & SECTIONAL DETAILS OF
CROSSOVER PLATFORM 103-C-PF-02
FOR TANKPIT-103

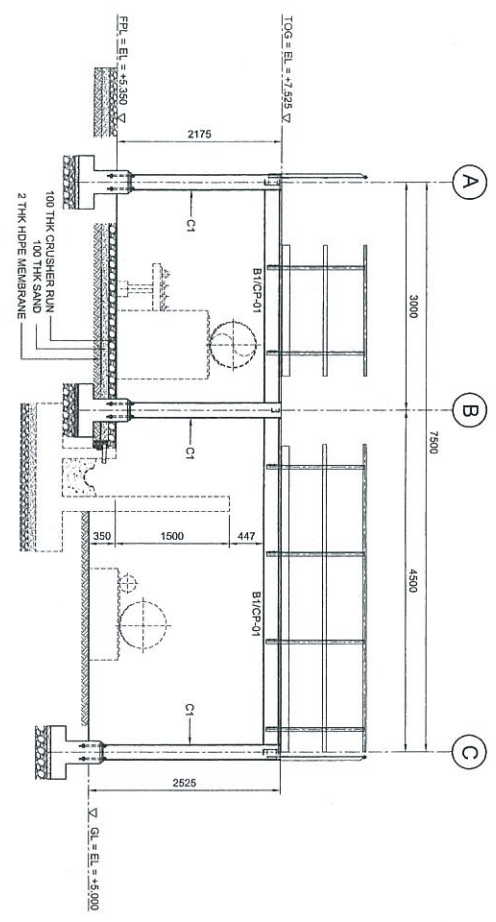
SCALE	CHECKED	DATE
SCALE : 1:50, 1:20	CHECKED : WKL/ZI	
DRAWN : KSR	APPROVED : LKM	
DATE : 17/07/12	FILENAME : DH0008-ENG-C-PF-0022	
DWG. NO. : DH0008-ENG-C-PF-0022	SHT. NO. : REV.	
	(1 OF 1)	2

NO.	REVISION	DATE
1	ISSUED FOR APPROVAL	17/07/12
2	APPROVED FOR CONSTRUCTION	23/04/13

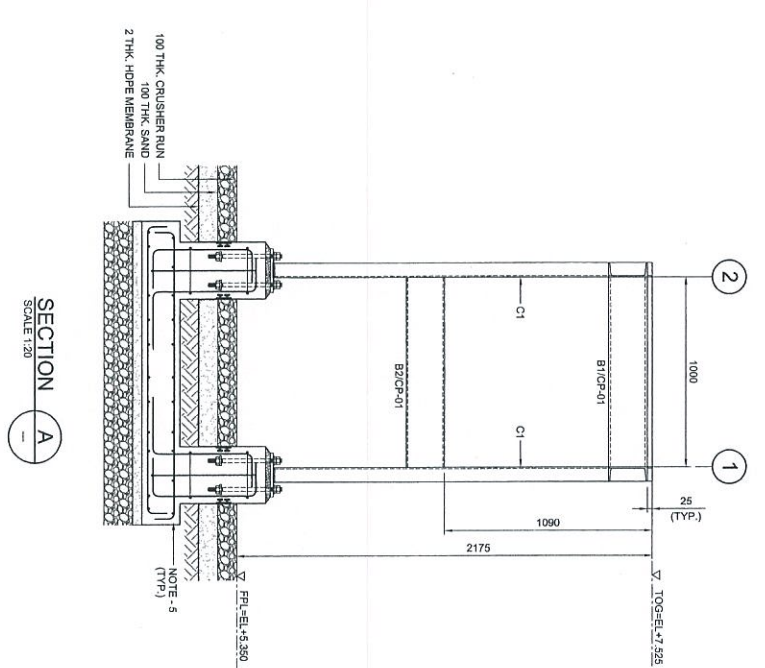




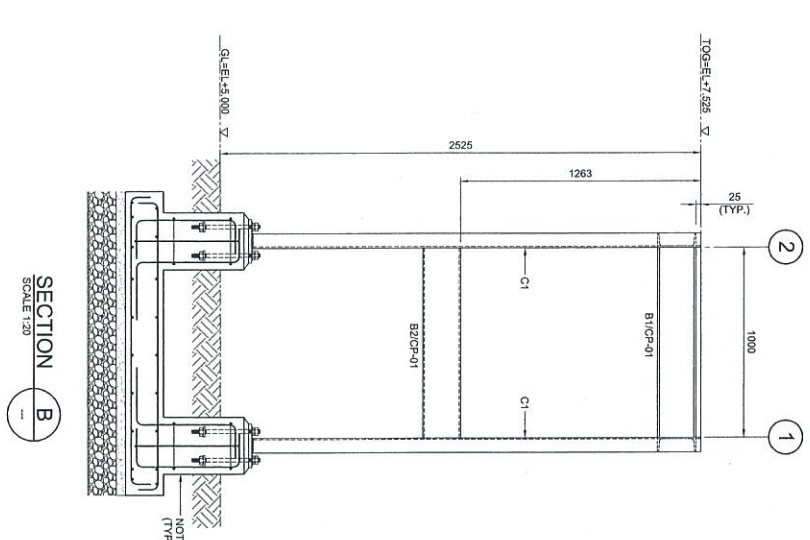
TK-103-31
Ø39.8x22ht
25000 m3
(CENTER LINE)
PLAN AT EL +7.525
SCALE 1:50



ELEVATION ALONG GRID 2
SCALE 1:50



SECTION A
SCALE 1:20



SECTION B
SCALE 1:20

NOTES:

1. ALL DIMENSIONS ARE IN MILLIMETERS & LEVELS IN METERS
2. READ THIS DWG. IN CONJUNCTION WITH DWG. NO: DH0008-ENG-C-PF-0003 FOR LOCATION/ORIENTATION AND OVERALL PLAN.
3. FOR STRUCTURE NOTES, REFER TO DWG. NO: DH0008-ENG-C-NI-0001.
4. PENERANG OVERALL MASTER PLAN REFER DWG. NO: DH0008-ENG-PI-0001.
5. FOR STAIRCASE & FOUNDATION DETAILS REFER DWG. NO: DH0008-ENG-C-PF-0037 & 0038.
6. FOR STANDARD CONNECTION DETAILS REFER DWG. NO: DH0008-ENG-C-SJ-0011 TO 0020.
7. FOR STANDARD ANCHOR BOLT DETAILS REFER DWG. NO: DH0008-ENG-C-SJ-0011.
8. FOR STANDARD HANDRAIL DETAILS REFER DWG. NO: DH0008-ENG-C-SJ-0003.
9. ALL CONNECTIONS ARE BOLTED CONNECTIONS.
10. ALL THE STRUCTURAL MEMBERS HAVE TO BE HOT DIPPED GALVANIZED.
11. PIPE SLEEPER DETAIL REFER DWG. NO: DH0008-ENG-C-PF-0002

ABBREVIATION:

- B1/CP-01 : B1 = MEMBER SIZE & CP-01 = CONNECTION TYPE.
- TOG. = TOP OF GRATING.
- PFL. = FINISHED PLATFORM LEVEL
- GL. = GROUND LEVEL.

LEGENDS:

MAPPING	SIZE	NOTE
C1	C 200 x 80 x 24 KGM	COLUMN
B1	C 200 x 80 x 24 KGM	BEAM
B2	C 200 x 80 x 24 KGM	BEAM
BH1	L 65 x 65 x 6 THK	BRACING

NO.	DESCRIPTION	BY	CHK'D	APPR.	DATE
1	APPROVED FOR CONSTRUCTION	FZA	WKL/ZL	LKM	23/04/13
2	APPROVED FOR CONSTRUCTION	KSR	WKL/ZL	LKM	08/11/12
0	ISSUED FOR APPROVAL	YAR	WKL/ZL	LKM	31/07/12
A	ISSUED FOR REVIEW	KSR	WKL/ZL	LKM	17/07/12

PROJECT TITLE :
INDEPENDENT DEEPWATER PETROLEUM TERMINAL AT PENERANG

PROJECT OWNER :
PENERANG INDEPENDENT TERMINALS SDN. BHD.

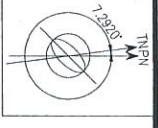
EPCC CONTRACTOR :
DIALOG E & C SDN. BHD. (189299-U)
109, BLOCK 6, PULAU DAMANSARA 1,
NO. 9, JALAN 16/11, 45350 PERALING JAYA, SELANGOR.

DRAWING TITLE :
PLAN & SECTIONAL DETAILS OF CROSSOVER PLATFORM 103-CPF-03 FOR TANKPIT-103

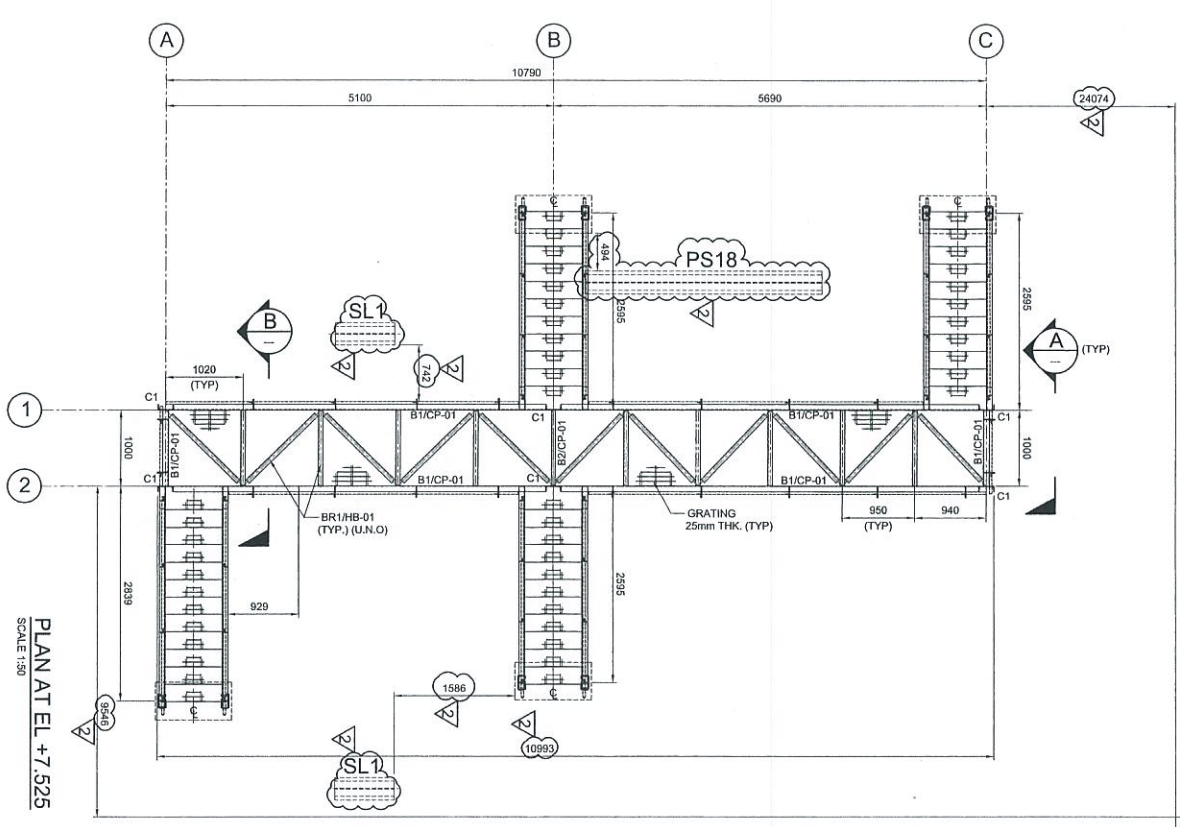
SCALE	CHECKED	DATE	APPROVED	FILENAME	SHT. NO.	REV.
SCALE : 1:50, 1:20	CHECKED : WKL/ZL	DATE : 17/07/12	APPROVED : LKM	FILENAME : DH0008-ENG-C-PF-0023	SHT. NO. : (1 OF 1)	REV. : 2

Revisi	Uraian	Disetujui	Tgl
A	Approved for construction	[Signature]	23/04/13
B	Approved for construction	[Signature]	08/11/12
C	Issued for approval	[Signature]	31/07/12
D	Issued for review	[Signature]	17/07/12

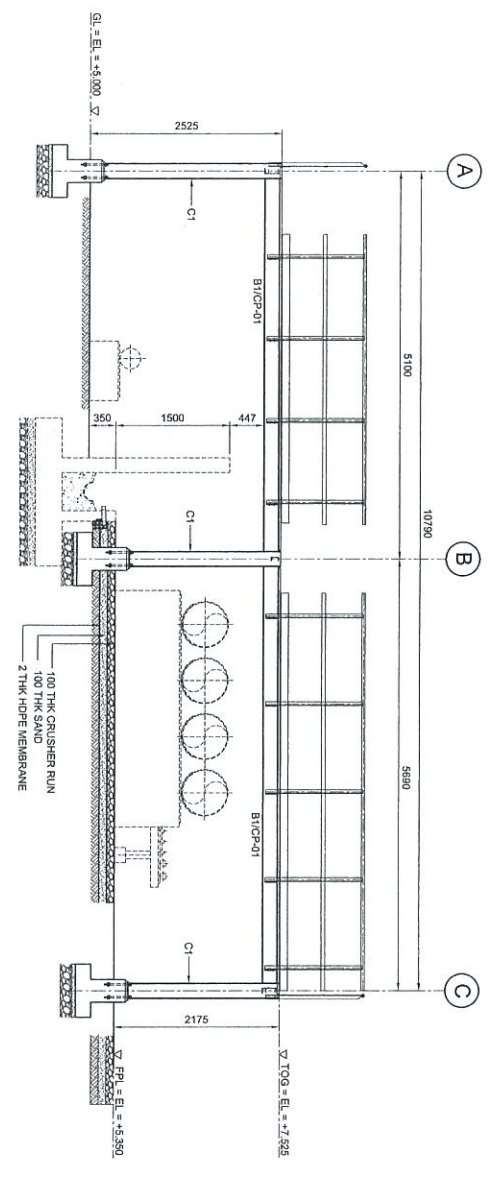




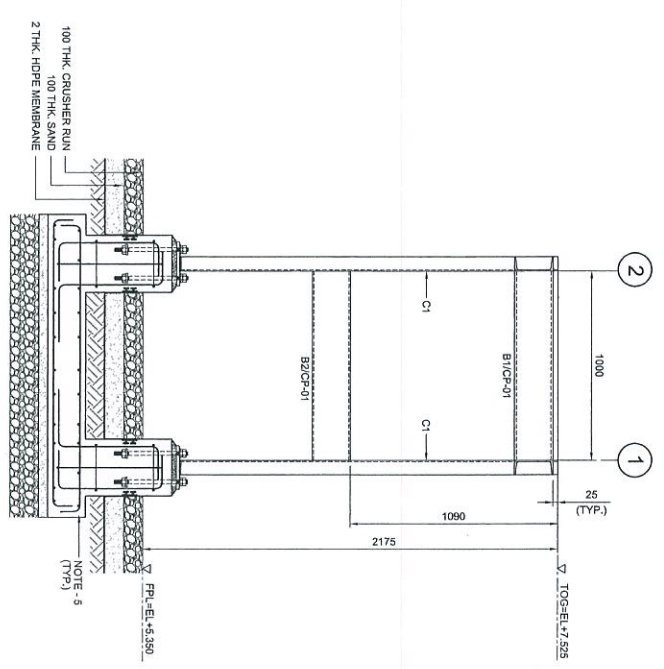
TK-103-36
 Ø32 8x22ht
 17000 m3
 (CENTER LINE)



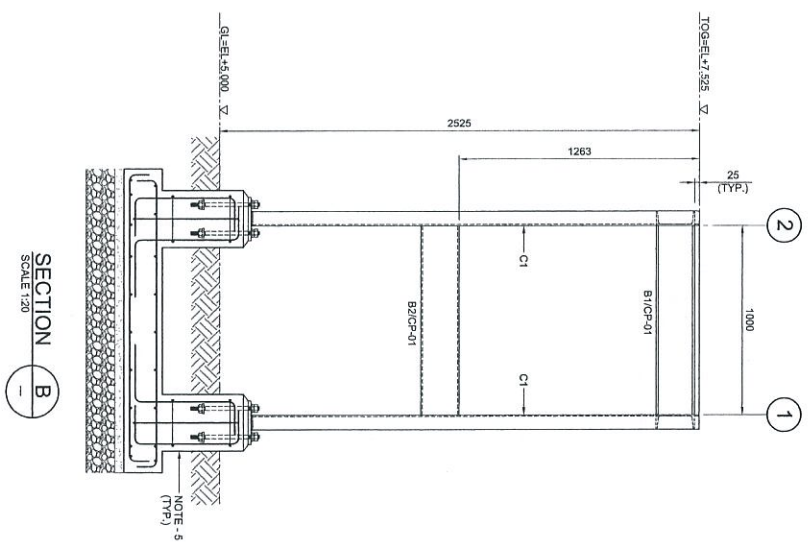
PLAN AT EL. +7.525
 SCALE 1:50



ELEVATION ALONG GRID 2
 SCALE 1:50



SECTION A-A
 SCALE 1:20



SECTION B-B
 SCALE 1:20

- NOTES:**
- ALL DIMENSIONS ARE IN MILLIMETERS & LEVELS IN METERS
 - READ THIS DWG. IN CONJUNCTION WITH
 DWG. NO. DH0008-ENG-C-PF-0003
 FOR LOCATION, ORIENTATION AND OVERALL PLAN.
 - FOR STRUCTURE NOTES, REFER TO DWG. NO.
 DH0008-ENG-C-NH-0001
 - PERFORM OVERALL MASTER PLAN REFER
 DWG. NO. DH0008-ENG-PH-0-0001.
 - FOR STAIRCASE & FOUNDATION DETAILS REFER
 DWG. NO. DH0008-ENG-C-PF-0037 & 0038.
 - FOR STANDARD CONNECTION DETAILS REFER
 DWG. NO. DH0008-ENG-C-SJ-0011 TO 0020.
 - FOR STANDARD ANCHOR BOLT DETAILS REFER
 DWG. NO. DH0008-ENG-C-SJ-0001.
 - FOR STANDARD HANDRAIL DETAILS REFER
 DWG. NO. DH0008-ENG-C-SJ-0003.
 - ALL CONNECTIONS ARE BOLTED CONNECTIONS.
 - ALL THE STRUCTURAL MEMBERS HAVE TO BE
 HOT DIPPED GALVANIZED.
 - PIPE SLEEPER DETAIL REFER DWG. NO. DH0008-ENG-C-PF-0002

ABBREVIATION:

B1/CP-01 : B1 = MEMBER SIZE & CP-01 = CONNECTION TYPE
 TOC = TOP OF COATING.
 FRL = FINISHED PLATFORM LEVEL.
 GL = GROUND LEVEL.

LEGENDS:

MARKING	SIZE	NOTE
C1	C 200 X 80 X 24 KGM	COLUMN
B1	C 200 X 80 X 24 KGM	BEAM
BC	C 200 X 80 X 24 KGM	BEAM
BRT	L 85 X 85 X 6 THK	BRACING

PROJECT TITLE :
 INDEPENDENT DEEPWATER PETROLEUM
 TERMINAL AT PENGERANG

PROJECT OWNER :
 PENGERANG INDEPENDENT TERMINALS SDN. BHD.

EPCC CONTRACTOR :
 DIALOG E & C SDN. BHD. (189299-U)
 109, BLOCK 6, PHELO DAMANSARA 1,
 NO. 9, JALAN 16/11, 46350 PETALING JAYA, SELANGOR.

DIALOG

NO.	DESCRIPTION	BY / CHK'D	DATE
1	ISSUED FOR REVIEW	KSR WK/JZ	17.07.12
0	ISSUED FOR APPROVAL	KSR WK/JZ	31.07.12
2	APPROVED FOR CONSTRUCTION	KSR WK/JZ	08.11.12
3	APPROVED FOR CONSTRUCTION	FZA WK/JZ	23.04.13

DRAWING TITLE :
 PLAN & SECTIONAL DETAILS OF
 CROSSOVER PLATFORM 103-CP-F-05
 FOR TANKPIT -103

SCALE : 1:50, 1:20

CHECKED : WK/JZ

APPROVED : KSR

DATE : 17.07.12

FILENAME : DH0008-ENG-C-PF-0025

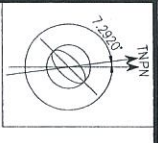
DWG. NO. : DH0008-ENG-C-PF-0025

SHF. NO. : 2

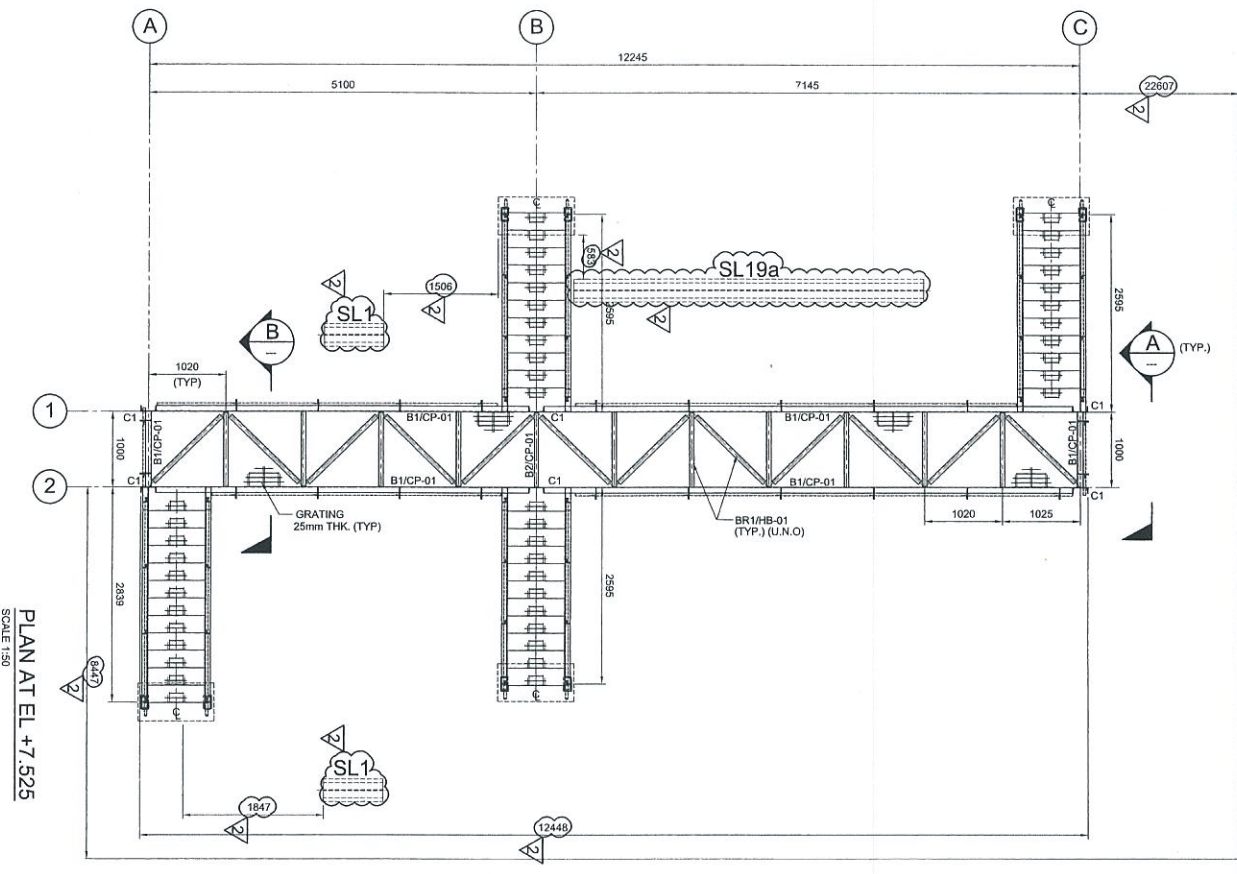
REV. : (1 OF 1)

NO.	DESCRIPTION	BY / CHK'D	DATE
1	ISSUED FOR REVIEW	KSR WK/JZ	17.07.12
0	ISSUED FOR APPROVAL	KSR WK/JZ	31.07.12
2	APPROVED FOR CONSTRUCTION	FZA WK/JZ	08.11.12
3	APPROVED FOR CONSTRUCTION	FZA WK/JZ	23.04.13

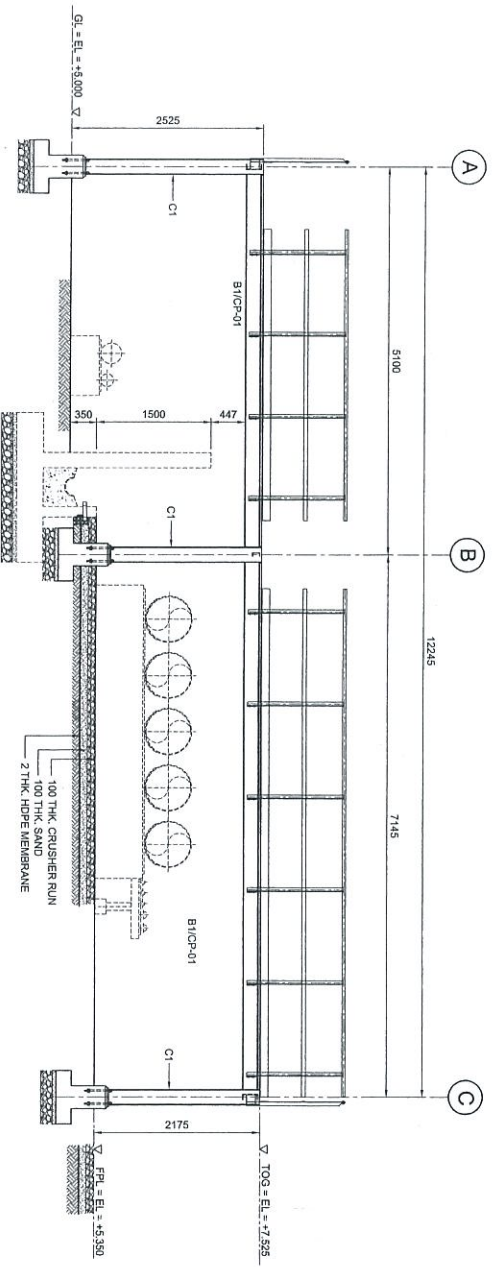




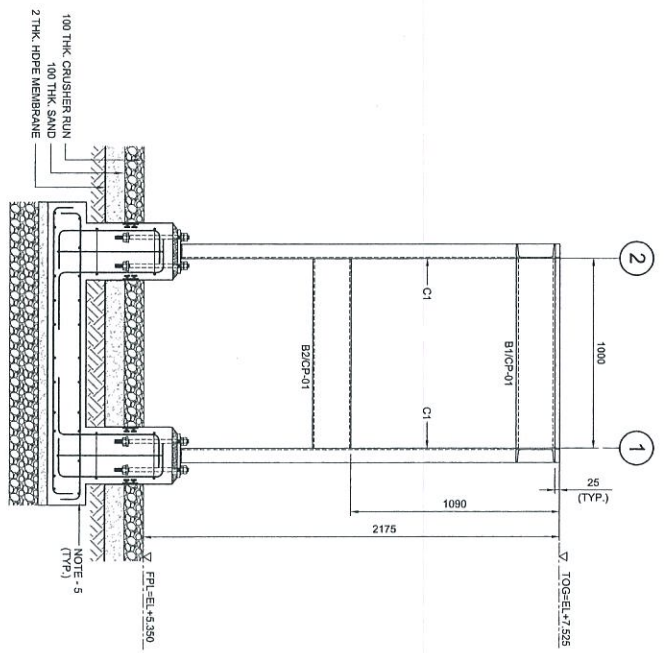
TK-103-38
 Ø25 2x22ht
 10000 m3
 (CENTER LINE)



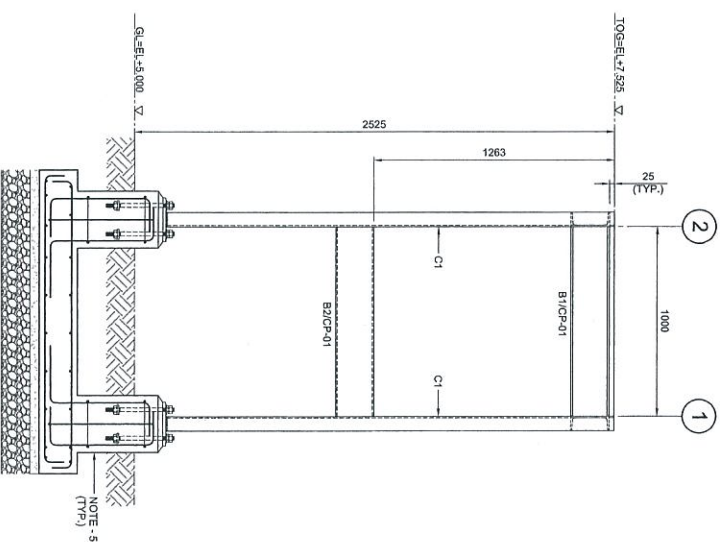
PLAN AT EL. +7.525
 SCALE 1:30



ELEVATION ALONG GRID 2
 SCALE 1:30



SECTION A-A
 SCALE 1:20



SECTION B-B
 SCALE 1:20

NOTES:

1. ALL DIMENSIONS ARE IN MILLIMETERS & LEVELS IN METERS
2. READ THIS DWG. IN CONJUNCTION WITH
 DWG. NO: DH0008-ENG-C-PF-0003
 FOR LOCATION, ORIENTATION AND OVERALL PLAN.
3. FOR STRUCTURE NOTES, REFER TO DWG NO:
 DH0008-ENG-C-SN-0001.
4. PENGERANG OVERALL MASTER PLAN REFER
 DWG. NO: DH0008-ENG-PF-0001.
5. FOR STAIRCASE & FOUNDATION DETAILS REFER
 DWG. NO: DH0008-ENG-C-PF-0037 & 0038.
6. FOR STANDARD CONNECTION DETAILS REFER
 DWG. NO: DH0008-ENG-C-SN-0011 TO 0020.
7. FOR STANDARD ANCHOR BOLT DETAILS REFER
 DWG. NO: DH0008-ENG-C-SN-0001.
8. FOR STANDARD HANDRAIL DETAILS REFER
 DWG. NO: DH0008-ENG-C-SN-0003.
9. ALL CONNECTIONS ARE BOLTED CONNECTIONS.
10. ALL THE STRUCTURAL MEMBERS HAVE TO BE
 HOT DIPPER GALVANIZED.
11. PPE SLEEPER DETAIL REFER DWG NO DH0008-ENG-C-PF-0002

ABBREVIATION:

- B1/CP-01 : B1 = MEMBER SIZE & CP-01 = CONNECTION TYPE
 T.O.G. = TOP OF GRATING.
 F.F.L. = FINISHED PLATFORM LEVEL.
 G.L. = GROUND LEVEL.

LEGENDS:

MARKING	SIZE	NOTE
C1	C 200 x 80 x 24 KG/M	COLUMN
B1	C 200 x 80 x 24 KG/M	BEAM
B2	C 200 x 80 x 24 KG/M	BEAM
BH1	L 65 x 65 x 8 THK	BRACING

NO.	DESCRIPTION	BY	CHK'D	APPR.	DATE
1	ISSUED FOR APPROVAL	KSR	WKL/ZJ	LKM	31.07.12
2	APPROVED FOR CONSTRUCTION	KSR	WKL/ZJ	LKM	08.11.12
3	APPROVED FOR CONSTRUCTION	FZA	WKL/ZJ	LKM	23.04.13

PROJECT TITLE:
 INDEPENDENT DEEPWATER PETROLEUM
 TERMINAL AT PENGERANG

PROJECT OWNER:
 PENGERANG INDEPENDENT TERMINALS SDN.BHD.

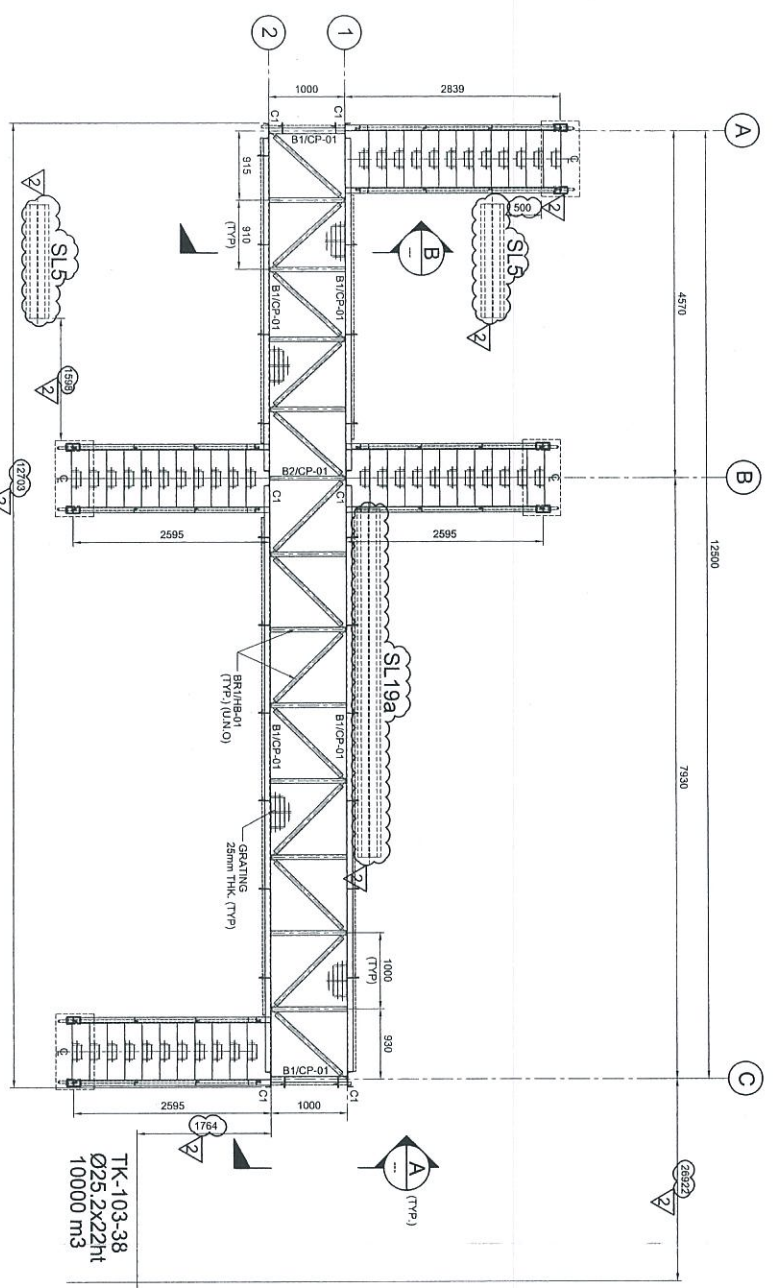
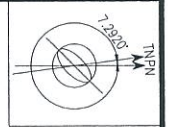
EPCC CONTRACTOR:
 DIALOG E & C SDN. BHD. (192290-U)

DIALOG
 109, BLOK C, PULAU DAMANSARA 1,
 NO. 9, JALAN 16/11, 46350 PETALING JAYA, SELANGOR.

DRAWING TITLE:
 PLAN & SECTIONAL DETAILS OF
 CROSSOVER PLATFORM 103-C-PF-06
 FOR TANK PIT-103

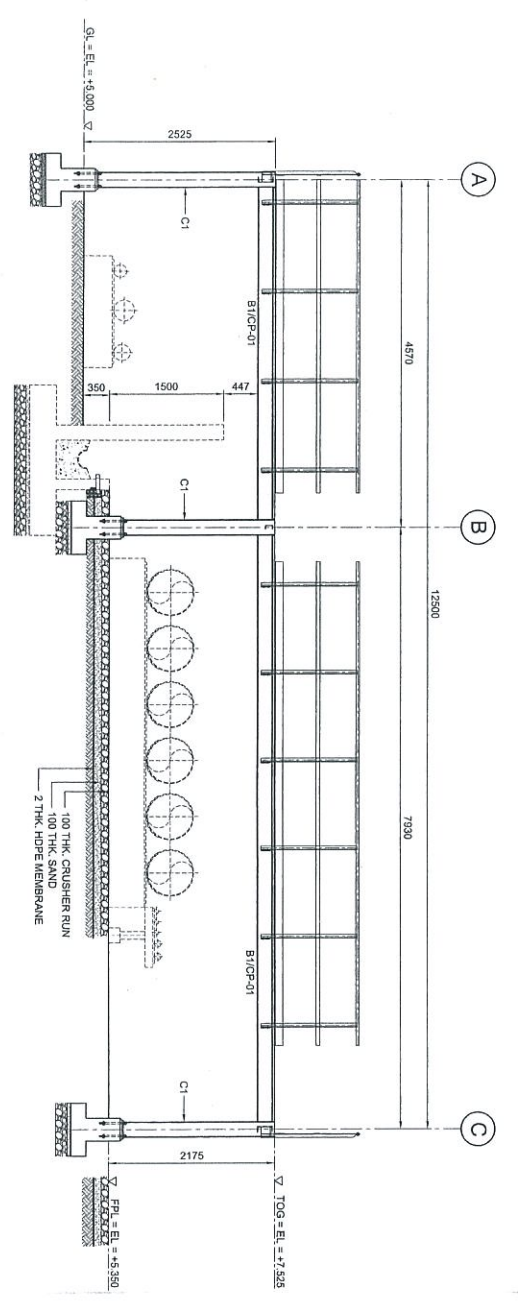
SCALE	CHECKED	DATE	APPROVED	FILENAME	DATE	REV
1:30, 1:20	WKL/ZJ	17.07.12	KSR	DH0008-ENG-C-PF-0026	17.07.12	2



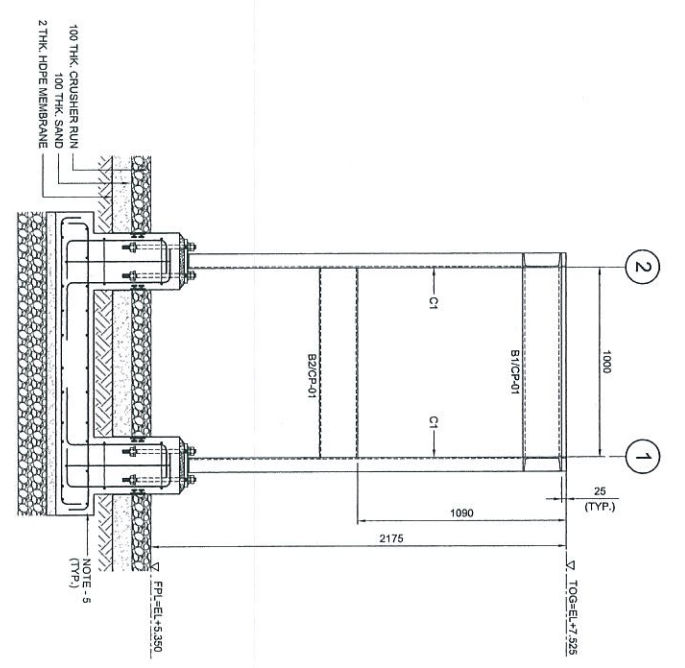


PLAN AT EL +7.525
SCALE 1:50

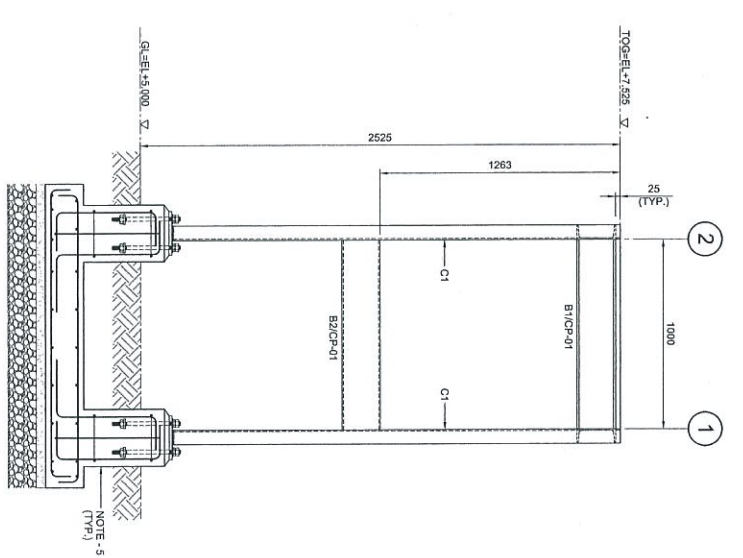
TK-103-38
Ø25.2x221t
10000 M3
(CENTER LINE)



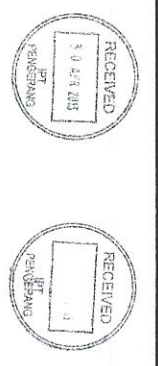
ELEVATION ALONG GRID 2
SCALE 1:50



SECTION A
SCALE 1:20



SECTION B
SCALE 1:20



NOTES:

1. ALL DIMENSIONS ARE IN MILLIMETERS & LENGTHS IN METERS
2. READ THIS DWG. IN CONJUNCTION WITH DWG. NO: DH0008-ENG-C-PF-0003 FOR LOCATION, ORIENTATION AND OVERALL PLAN.
3. FOR STRUCTURE NOTES, REFER TO DWG. NO. DH0008-ENG-C-01-0001.
4. PENERANGAN OVERALL MASTER PLAN REFER DWG. NO: DH0008-ENG-PI-0-0001.
5. FOR STAIRCASE & FOUNDATION DETAILS REFER DWG. NO: DH0008-ENG-C-PF-0037 & 0038.
6. FOR STANDARD CONNECTION DETAILS REFER DWG. NO: DH0008-ENG-C-S0-0011 TO 0020.
7. FOR STANDARD ANCHOR BOLT DETAILS REFER DWG. NO: DH0008-ENG-C-S0-0001.
8. FOR STANDARD HANGROUPEL DETAILS REFER DWG. NO: DH0008-ENG-C-S0-0003.
9. ALL CONNECTIONS ARE BOLTED CONNECTIONS.
10. ALL THE STRUCTURAL MEMBERS HAVE TO BE HOT DIPPED GALVANIZED.
11. PIPE SLEEPER DETAIL REFER DWG NO DH0008-ENG-C-PS-0002

ABBREVIATION:

- B1/CP-01 : B1 = MEMBER SIZE & CP-01 = CONNECTION TYPE
- TOG. = TOP OF GRATING.
- FINL. = FINISHED PLATFORM LEVEL.
- CL. = GROUND LEVEL.

LEGENDS:

MARKING	SIZE	NOTE
C1	C 200 x 80 x 24 KG/M	COLUMN
B1	C 200 x 80 x 24 KG/M	BEAM
B2	C 200 x 80 x 24 KG/M	BEAM
BRT1	L 55 x 85 x 16 THK	BRACING

NO.	DESCRIPTION	BY	CHK'D	APPR.	DATE
1	ISSUED FOR CONSTRUCTION	KSR	WK/ZJ	LKM	08.11.12
2	APPROVED FOR CONSTRUCTION	FZA	WK/ZJ	LKM	23.04.13
3	ISSUED FOR APPROVAL	YOR	WK/ZJ	LKM	31.07.12
4	ISSUED FOR REVIEW	KSR	WK/ZJ	LKM	17.07.12

PROJECT TITLE :
INDEPENDENT DEEPWATER PETROLEUM
TERMINAL AT PENERANGAN

PROJECT OWNER :
PENERANGAN INDEPENDENT TERMINALS SDN. BHD.

EPCC CONTRACTOR :
DIALOG

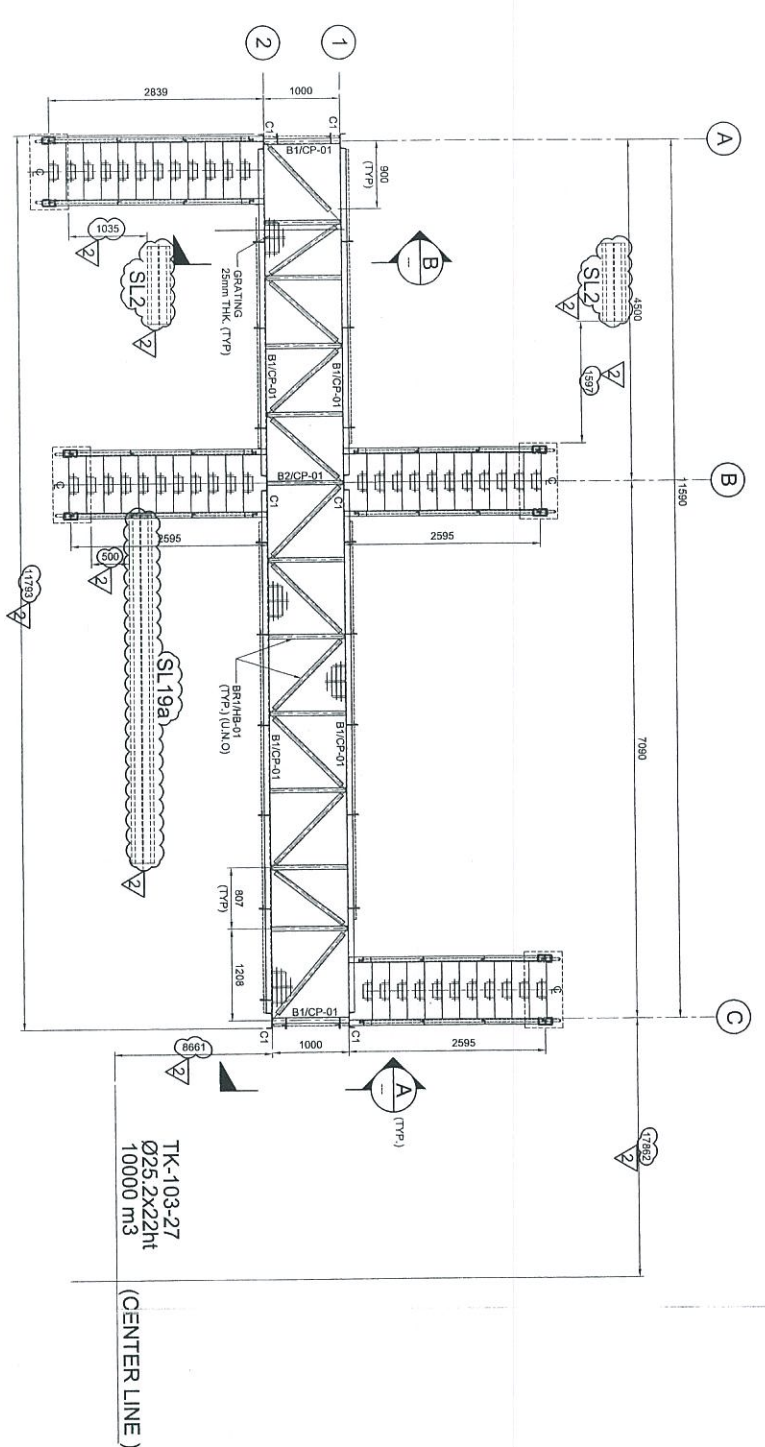
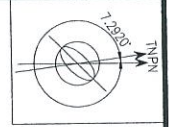
DIALOG E & C SDN. BHD. (169229-U)
109, BLOK 5, PHILITO DAMANSARA 1,
NO. 9, JALAN 16/11, 46350 PETALING JAYA, SELANGOR.

DRAWING TITLE :
PLAN & SECTIONAL DETAILS OF
CROSSOVER PLATFORM 103-CPF-07
FOR TANKPIT-103

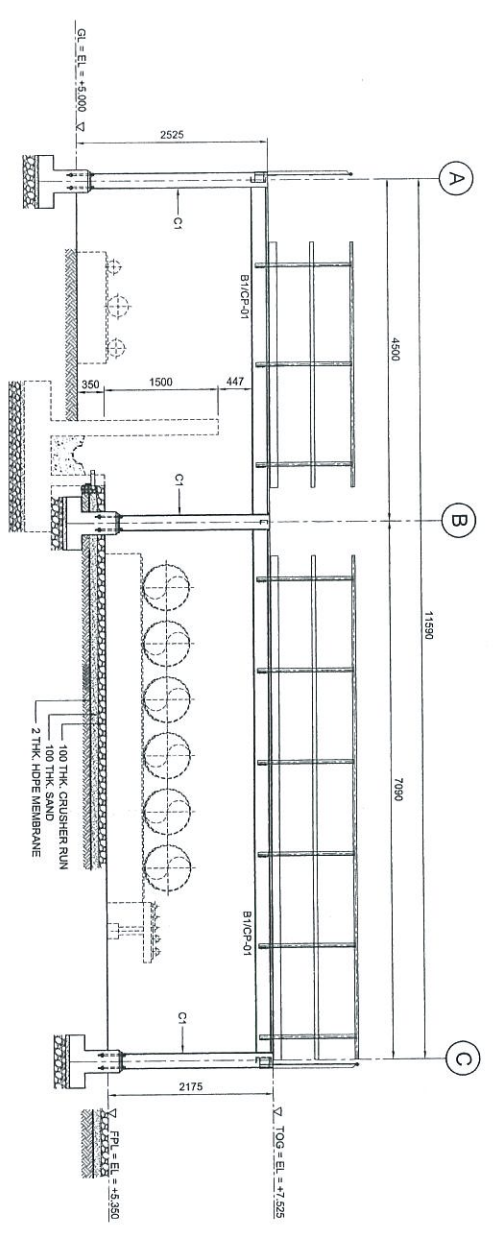
SCALE	CHECKED	DATE	APPROVED	DATE
SCALE : 1:50, 1:20	CHECKED : WK/ZJ	DATE : 17.07.12	APPROVED : LKM	DATE : 17.07.12

DWG. NO. :
DH0008-ENG-C-PF-0027
SHT. NO. REV.
(1 of 1) 2

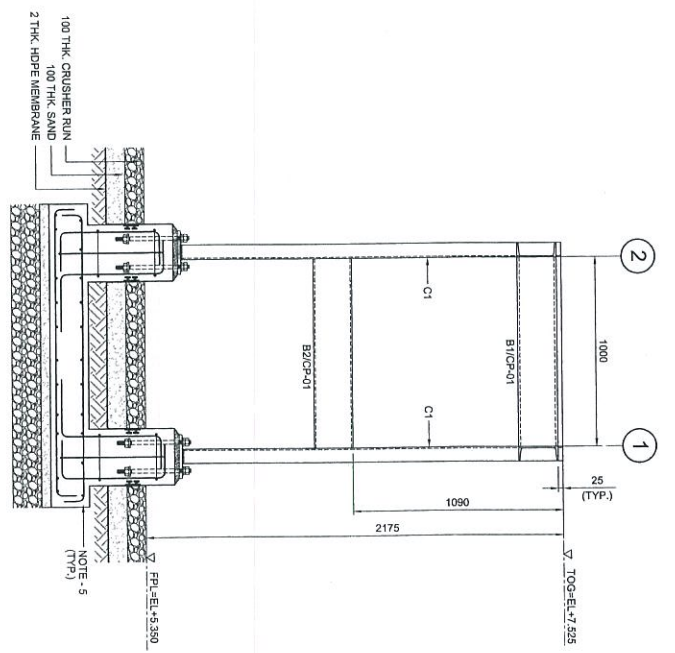
NO.	REVISION	DATE	BY	CHK'D	APPR.
1	ISSUED FOR CONSTRUCTION	08.11.12	KSR	WK/ZJ	LKM
2	APPROVED FOR CONSTRUCTION	23.04.13	FZA	WK/ZJ	LKM
3	ISSUED FOR APPROVAL	31.07.12	YOR	WK/ZJ	LKM
4	ISSUED FOR REVIEW	17.07.12	KSR	WK/ZJ	LKM



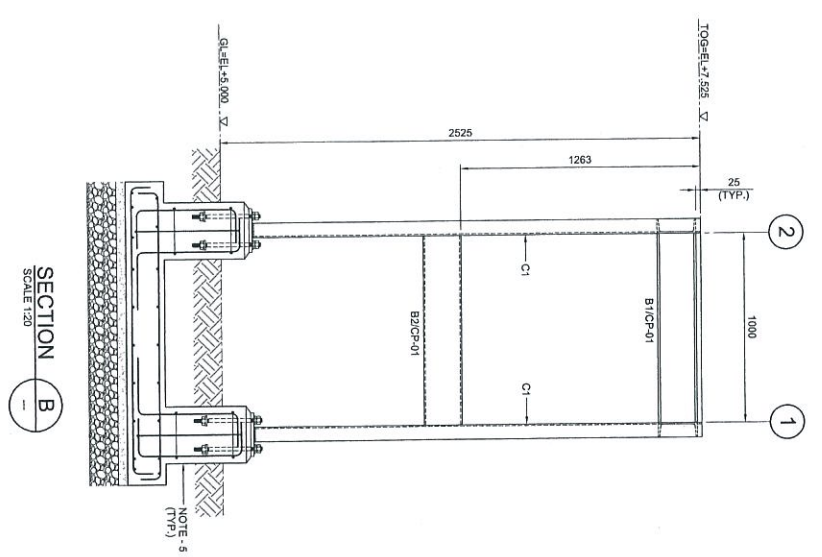
PLAN AT EL. +7.525
SCALE 1:50



ELEVATION ALONG GRID 2
SCALE 1:50



SECTION A
SCALE 1:20



SECTION B
SCALE 1:20

NOTES:

1. ALL DIMENSIONS ARE IN MILLIMETERS & LEVELS IN METERS
2. READ THIS DWG. IN CONJUNCTION WITH Dwg. No. DH0008-ENG-C-PF-0028 FOR LOCATION, ORIENTATION AND OVERALL PLAN.
3. FOR STRUCTURE NOTES, REFER TO DWG NO: DH0008-ENG-C-04-0001.
4. PENGANGGARAN OVERALL MASTER PLAN REFER Dwg. No. DH0008-ENG-P-01-0001.
5. FOR STAIRCASE & FOUNDATION DETAILS REFER Dwg. No. DH0008-ENG-C-PF-0027 & 0028.
6. FOR STANDARD CONNECTION DETAILS REFER Dwg. No. DH0008-ENG-C-S0-0011 TO 0020.
7. FOR STANDARD ANCHOR BOLT DETAILS REFER Dwg. No. DH0008-ENG-C-S0-0001.
8. FOR STANDARD HANDRAIL DETAILS REFER Dwg. No. DH0008-ENG-C-S0-0003.
9. ALL CONNECTIONS ARE BOLTED CONNECTIONS.
10. ALL THE STRUCTURAL MEMBERS HAVE TO BE HOT DIPPED GALVANIZED.
11. PIPE SLEEPER DETAIL REFER DWG NO DH0008-ENG-C-PF-0002

ABBREVIATION:

- B1/CP-01 : B1 = MEMBER SIZE & CP-01 = CONNECTION TYPE.
- TOG. = TOP OF GRATING.
- FFL. = FINISHED PLATFORM LEVEL.
- GL. = GROUND LEVEL.

LEGENDS:

MARKING	SIZE	NOTE
C1	C 200 x 80 x 24 KGM	COLUMN
B1	C 200 x 80 x 24 KGM	BEAM
B2	C 200 x 80 x 24 KGM	BEAM
B3	L 63 x 63 x 6 THK	BRACING

NO.	DESCRIPTION	BY	CHK'D	APPR.	DATE
1	ISSUED FOR APPROVAL	KSR	IKL/ZJ	LKM	31.07.12
2	APPROVED FOR CONSTRUCTION	FZA	IKL/ZJ	LKM	23.04.13
3	APPROVED FOR CONSTRUCTION	KSR	IKL/ZJ	LKM	08.11.12
4	ISSUED FOR REVIEW	KSR	IKL/ZJ	LKM	17.07.12

PROJECT TITLE :
INDEPENDENT DEEPWATER PETROLEUM
TERMINAL AT PENGERANG

PROJECT OWNER :
PENGANGGARAN INDEPENDENT TERMINALS SDN.BHD.

EPCC CONTRACTOR :
DIALOG E & C SDN. BHD. (198290-4)

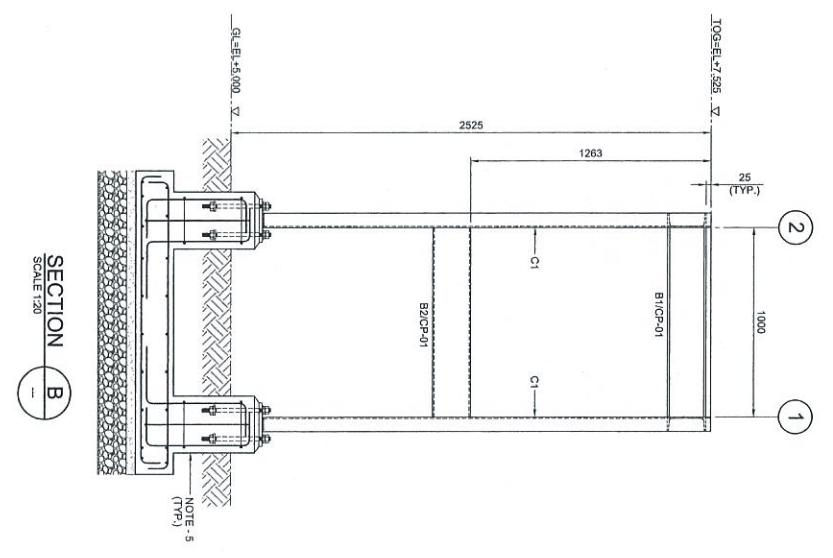
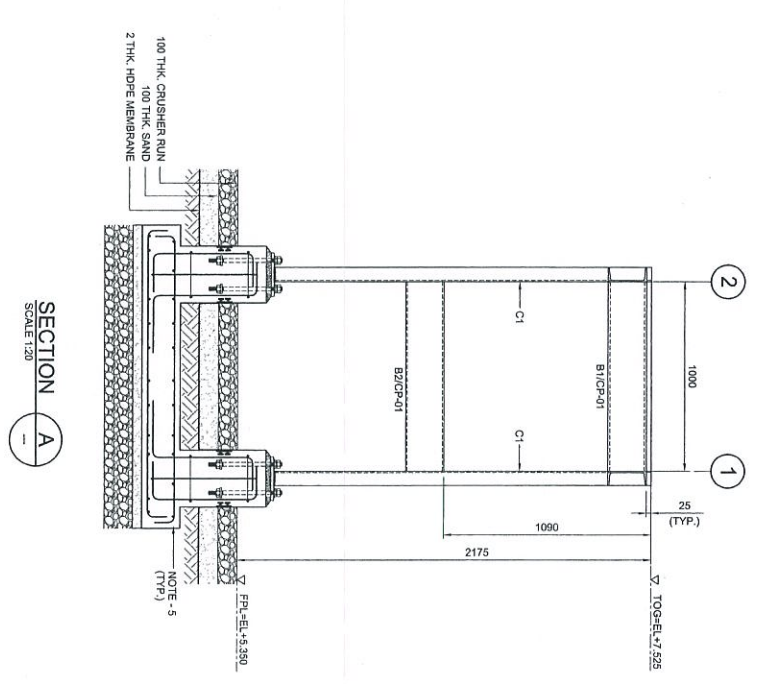
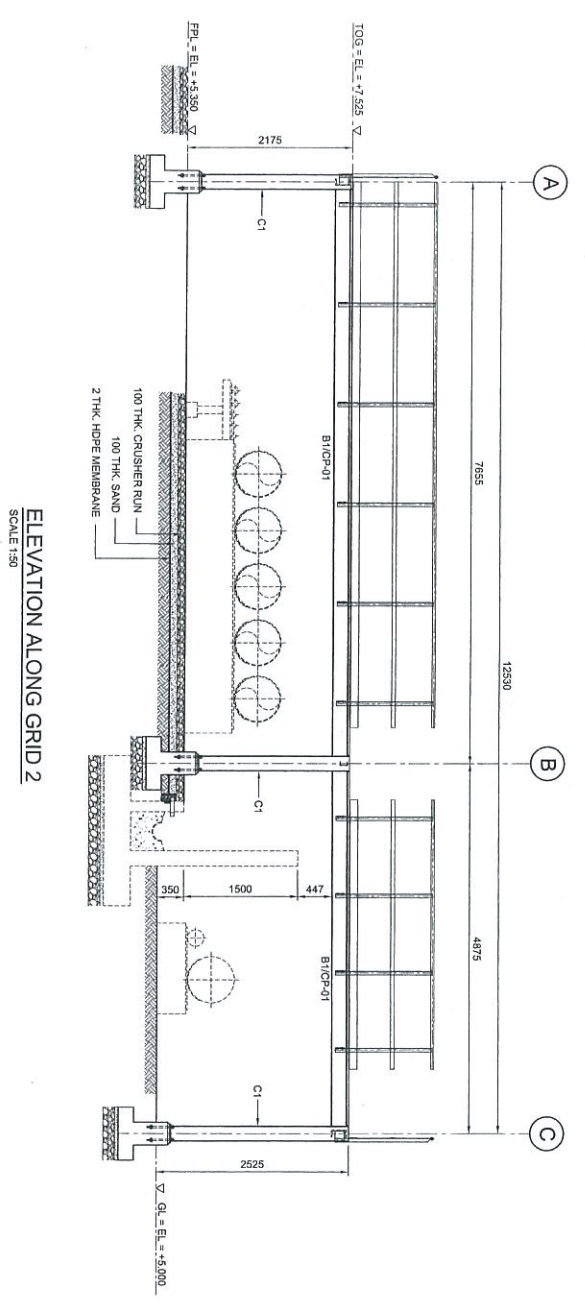
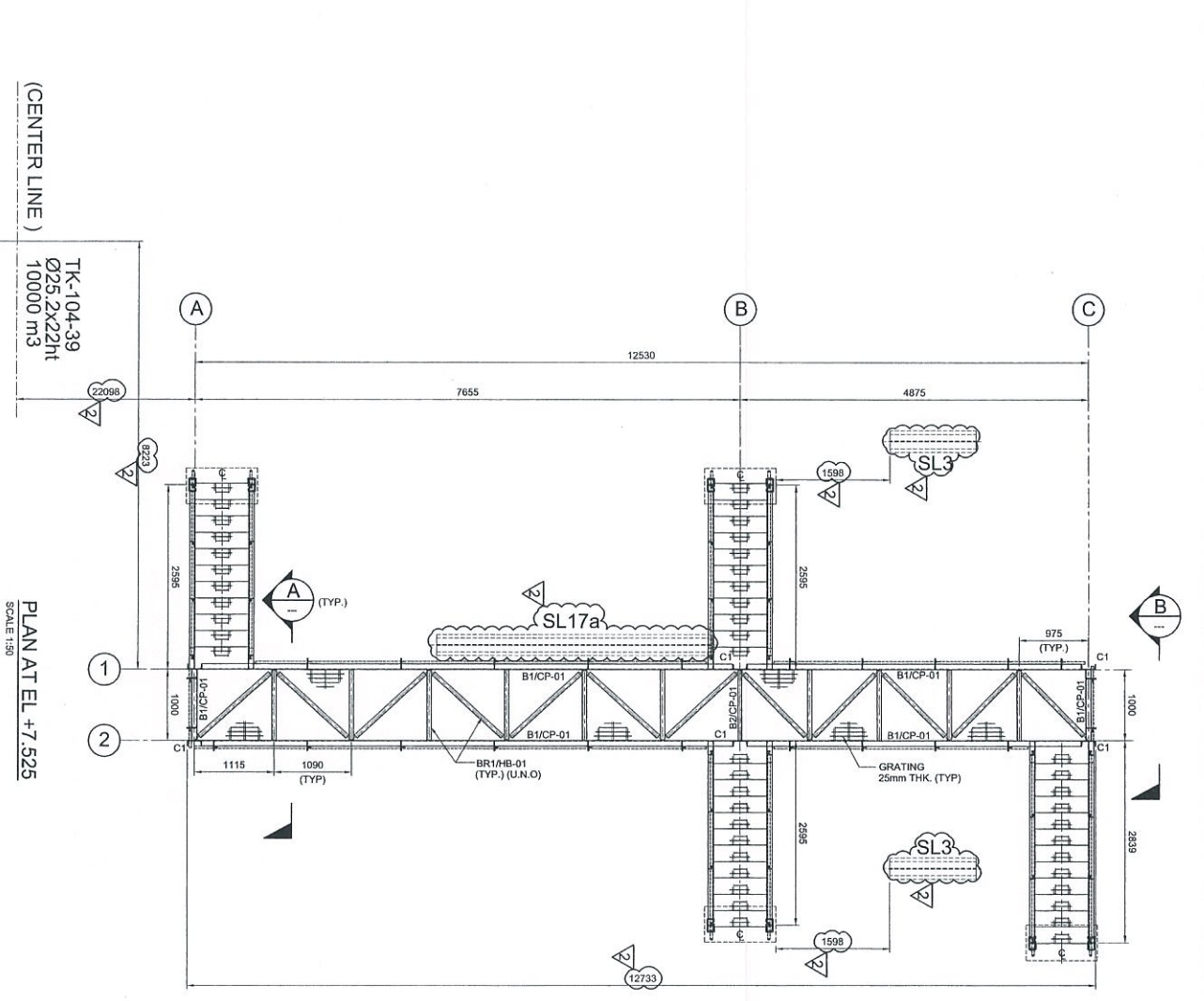
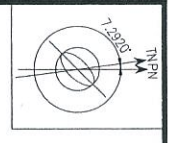
DIALOG
109, BLOK G, PHILIP DAMANSARA 1,
NO. 9, JALAN 19/11, 46350 PERLINS SARAJ, SELANGOR

DRAWING TITLE :
PLAN & SECTIONAL DETAILS OF
CROSSOVER PLATFORM 103-CP-F-08
FOR TANKPIT -103

SCALE	CHECKED	DATE	FILENAME	REV.
SCALE : 1:50, 1:20	CHKD : IKL/ZJ			
DRAWN : KSR	APPROVED : LKM			
DATE : 17.07.12	FILENAME : DH0008-ENG-C-PF-0028			
DWG. NO. : DH0008-ENG-C-PF-0028	SHT. NO. : 2			
	(1 OF 1)			

NO.	REVISION	DATE
1	ISSUED FOR APPROVAL	31.07.12
2	APPROVED FOR CONSTRUCTION	08.11.12
3	APPROVED FOR CONSTRUCTION	23.04.13





Revisi	Uraian	Tgl.	Disain	Struktur	Struktur
1	Revisi				
2	Revisi				
3	Revisi				
4	Revisi				

- NOTES:**
1. ALL DIMENSIONS ARE IN MILLIMETERS & LEVELS IN METERS
 2. READ THIS DWG. IN CONJUNCTION WITH DWG. NO: DH008-ENG-C-PF-004 FOR LOCATION/ORIENTATION AND OVERALL PLAN.
 3. FOR STRUCTURE NOTES, REFER TO DWG. NO: DH008-ENG-C-SH-0001.
 4. PENGANGGARAN OVERALL MASTER PLAN REFER DWG. NO: DH008-ENG-PI-0-0001.
 5. FOR STRUCTURE & FOUNDATION DETAILS REFER DWG. NO: DH008-ENG-C-PF-0037 & 0038.
 6. FOR STANDARD CONNECTION DETAILS REFER DWG. NO: DH008-ENG-C-SH-0011 TO 0020.
 7. FOR STANDARD ANCHOR BOLT DETAILS REFER DWG. NO: DH008-ENG-C-SH-0001.
 8. FOR STANDARD HANDRAIL DETAILS REFER DWG. NO: DH008-ENG-C-SH-0003.
 9. ALL CONNECTIONS ARE BOLTED CONNECTIONS.
 10. ALL THE STRUCTURAL MEMBERS HAVE TO BE HOT DIPPED GALVANIZED.
 11. PIPE SLEEPER DETAIL REFER DWG. NO: DH008-ENG-C-PS-0002

- ABBREVIATION:**
- B1/CP-01 : B1 = MEMBER SIZE & CP-01 = CONNECTION TYPE
 - TOU : = TOP OF GRATING.
 - FL : = FINISHED PLATFORM LEVEL.
 - GL : = GROUND LEVEL.

LEGENDS:

MARKING	SIZE	NOTE
C1	C 200 x 80 x 24 KG/M	COLUMN
B1	C 200 x 80 x 24 KG/M	BEAM
B2	C 200 x 80 x 24 KG/M	BEAM
BR1	L 65 x 85 x 8 THK	BRACING

NO.	REVISION	DATE	BY	CHK'D	APPR.	DATE
1	APPROVED FOR CONSTRUCTION	23.04.13				
2	APPROVED FOR CONSTRUCTION	08.11.12				
3	ISSUED FOR APPROVAL	31.07.12				
4	ISSUED FOR REVIEW	17.07.12				

PROJECT TITLE :
INDEPENDENT DEEPWATER PETROLEUM TERMINAL AT PENGERANG

PROJECT OWNER :
PENGERANG INDEPENDENT TERMINALS SDN. BHD.

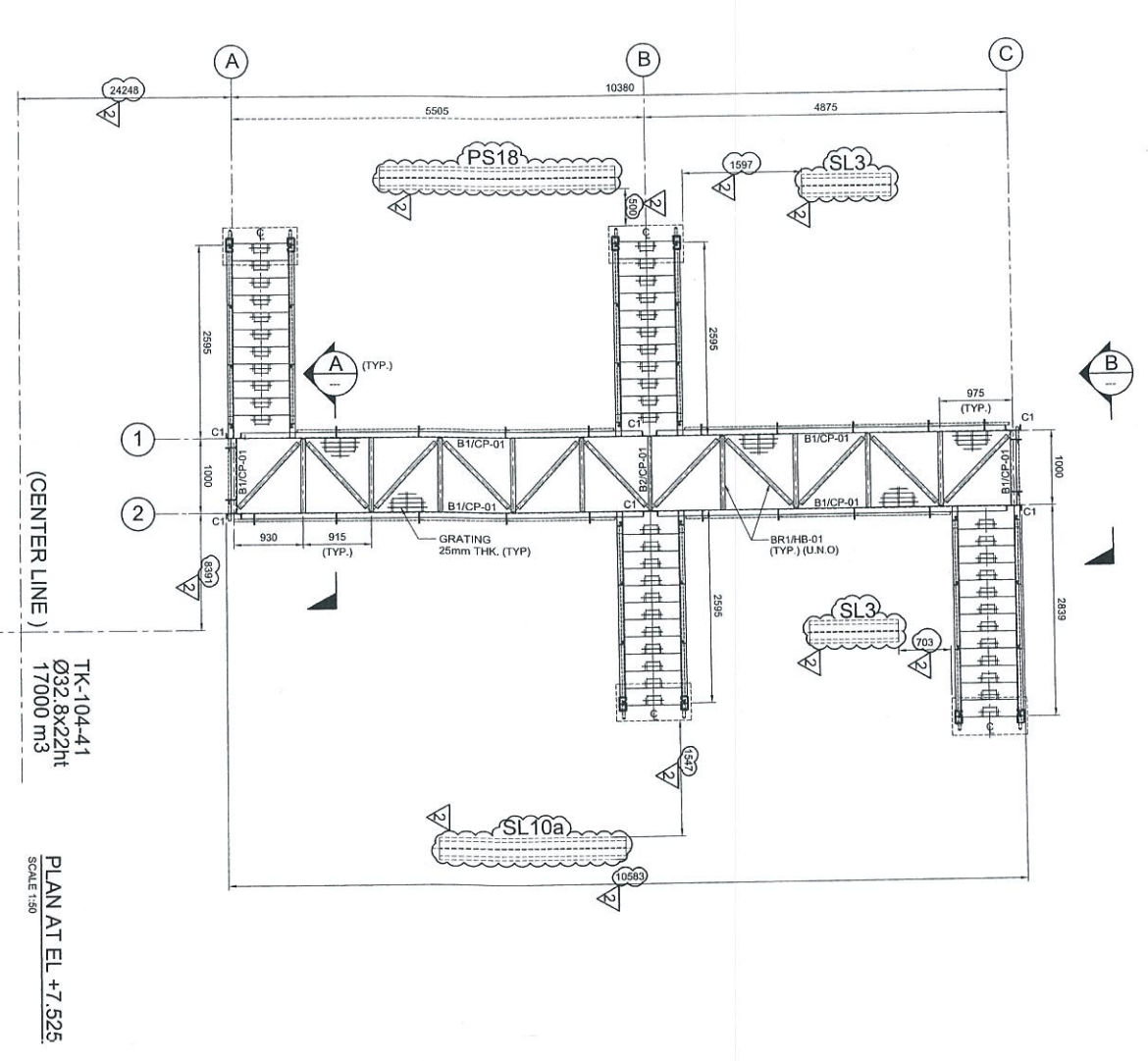
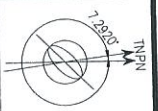
EPCC CONTRACTOR :
DIALOG E & C SDN. BHD. (19250-U)
 109, BLOK C, PAREO DAMANSARA 1,
 NO. 9, JALAN 16/11, 46350 PETALING JAYA, SELANGOR.

DIALOG

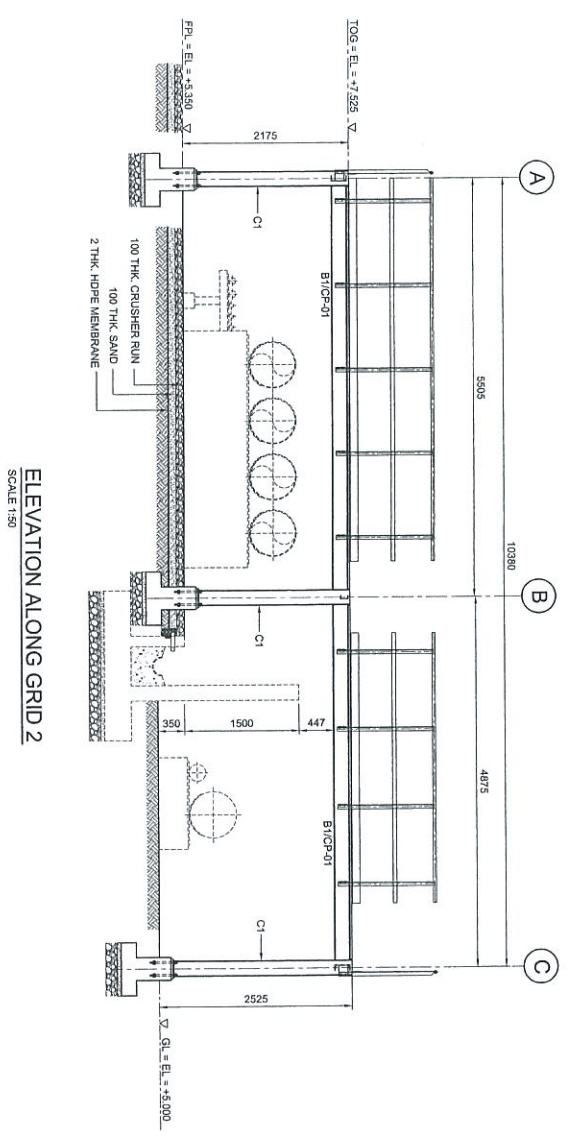
DRAWING TITLE :
PLAN & SECTIONAL DETAILS OF CROSSOVER PLATFORM 104-CPF-01 FOR TANKPIT-104

SCALE :	CHECKED :	DATE :	FILENAME :	SHEET NO. :	REV. :
1:50, 1:20	WKL/JZ	24.08.12	DH008-ENG-C-PF-0029	1 OF 1	2

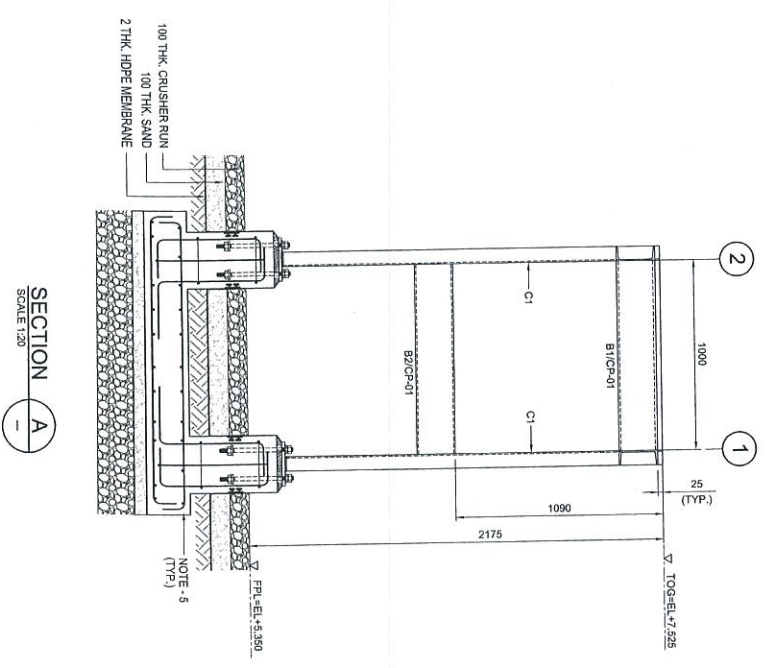




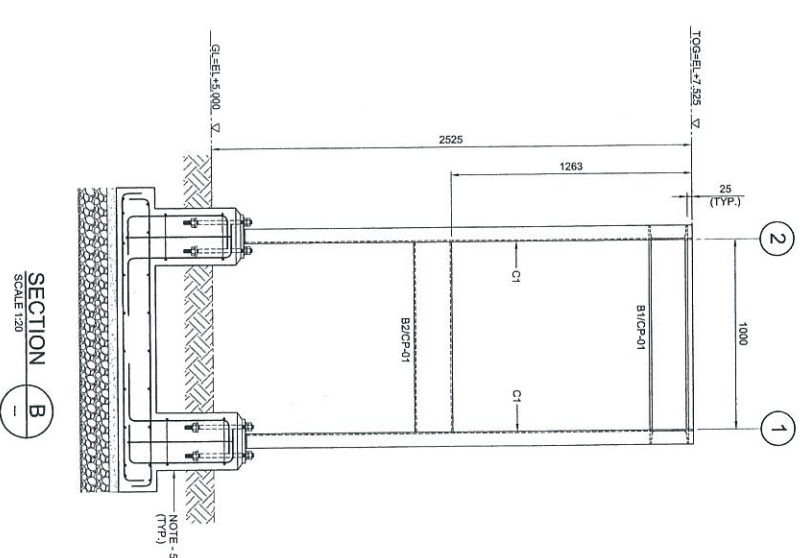
TK-104-41
Ø32.8x22ht
17000 m3
PLAN AT EL. +7.525
SCALE 1:50



ELEVATION ALONG GRID 2
SCALE 1:50



SECTION A-A
SCALE 1:20



SECTION B-B
SCALE 1:20

Prepared by	Checked by	Scale	1:50
Drawn by	Approved by	Scale	1:50
Checked by	Approved by	Scale	1:50
Checked by	Approved by	Scale	1:50

MARKING	SIZE	NOTE
C1	C 200 x 80 x 24 KGM	COLUMN
B1	C 200 x 80 x 24 KGM	BEAM
B2	C 200 x 80 x 24 KGM	BEAM
BR1	L 60 x 85 x 6 THK	BRACING

LEGENDS:

ABBREVIATION:
B1/CP-01 : B1 = MEMBER SIZE & CP-01 = CONNECTION TYPE.
TOG. = TOP OF GRATING.
FFL. = FINISHED PLATFORM LEVEL.
GL. = GROUND LEVEL.

- NOTES:**
- ALL DIMENSIONS ARE IN MILLIMETERS & LEVELS IN METERS
 - READ THIS DWG. IN CONJUNCTION WITH
DWG. NO. DH0008-ENG-C-PF-0004
FOR LOCATION, ORIENTATION AND OVERALL PLAN.
 - FOR STRUCTURE NOTES, REFER TO DWG. NO.
DH0008-ENG-C-01-0001.
 - PENGERANG OVERALL MASTER PLAN REFER
DWG. NO. DH0008-ENG-P1-0-0001.
 - FOR STAIRCASE & FOUNDATION DETAILS REFER
DWG. NO. DH0008-ENG-C-PF-0037 & 0038.
 - FOR STANDARD CONNECTION DETAILS REFER
DWG. NO. DH0008-ENG-C-S0-0011 TO 0020.
 - FOR STANDARD ANCHOR BOLT DETAILS REFER
DWG. NO. DH0008-ENG-C-S0-0001.
 - FOR STANDARD HANGAR DETAILS REFER
DWG. NO. DH0008-ENG-C-S0-0003.
 - ALL CONNECTIONS ARE BOLTED CONNECTIONS.
 - ALL THE STRUCTURAL MEMBERS HAVE TO BE
HOT DIPPED GALVANIZED.
 - PIPE SLEEPER DETAIL REFER DWG. NO. DH0008-ENG-C-PS-0002

NO.	DESCRIPTION	BY	CHK'D	APPR.	DATE
1	ISSUED FOR APPROVAL	VAR	WKL/ZJ	LKM	31.07.12
2	APPROVED FOR CONSTRUCTION	FZA	WKL/ZJ	LKM	23.04.13
3	APPROVED FOR CONSTRUCTION	KSR	WKL/ZJ	LKM	08.11.12
4	ISSUED FOR REVIEW	SIH	WKL/ZJ	LKM	17.07.12

PROJECT TITLE :
INDEPENDENT DEEPWATER PETROLEUM
TERMINAL AT PENGERANG

PROJECT OWNER :
PENGERANG INDEPENDENT TERMINALS SDN. BHD.

EPC CONTRACTOR :
DIALOG E & C SDN. BHD. (182290-1)

DIALOG
109, BLOK 6, FELD DAMANSARA 1,
NO. 9, JALAN 19/11, 46350 PENJANG SARA, SELANGOR

DRAWING TITLE :
PLAN & SECTIONAL DETAILS OF
CROSSOVER PLATFORM 104-CPF-02
FOR TANKPIT-104

SCALE : 1:50, 1:20

CHECKED : WKL/ZJ

APPROVED : LKM

DATE : 24.08.12

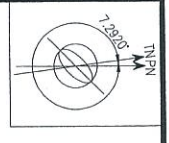
FILENAME : DH0008-ENG-C-PF-0030

DWG. NO. : DH0008-ENG-C-PF-0030

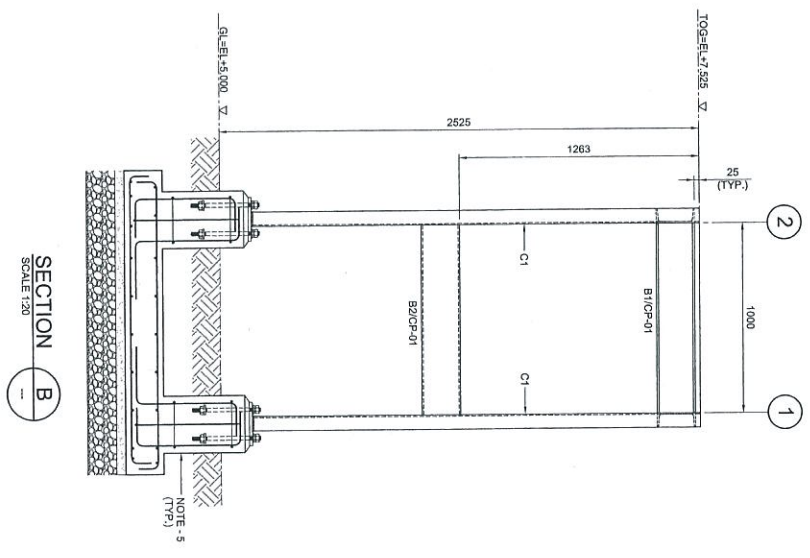
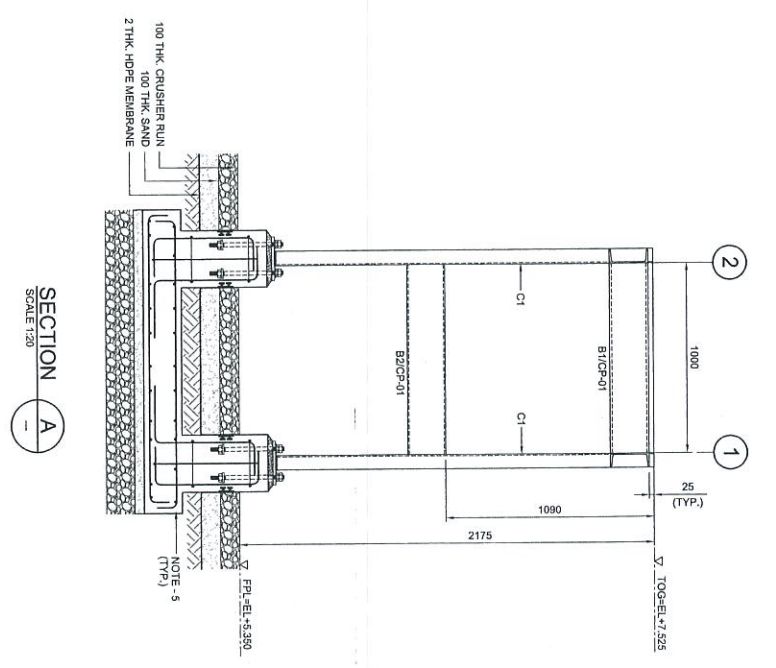
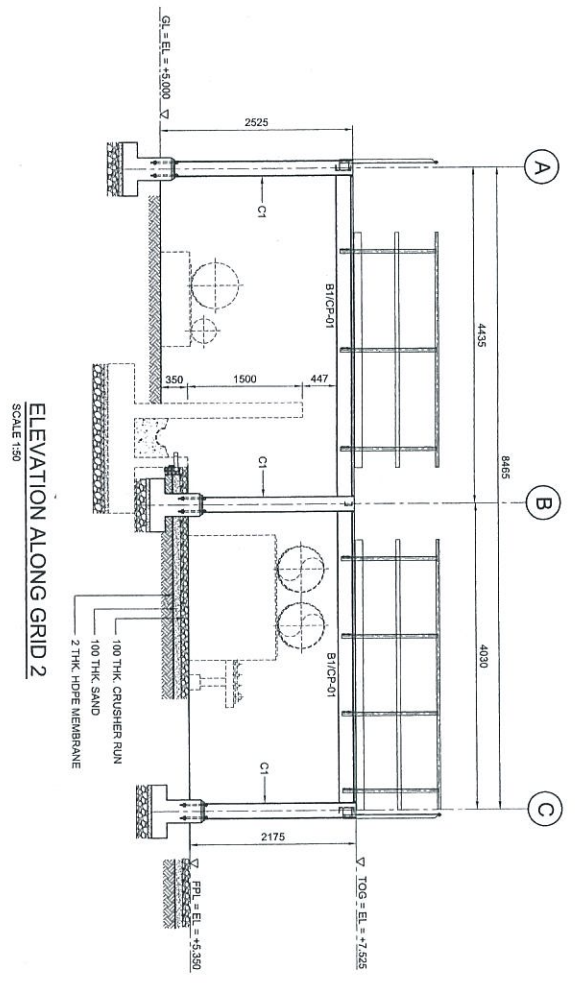
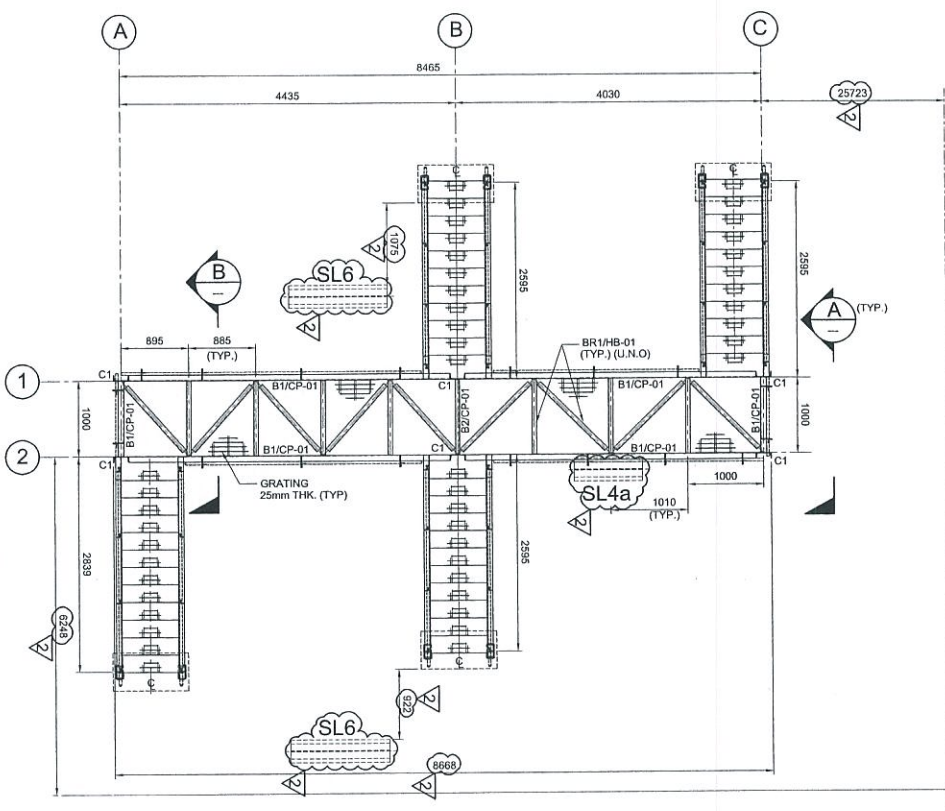
SHT. NO. : 2

REV. : (1 OF 1)





TK-104-46
039.8x22ht
25000 m³
(CENTER LINE)



NOTES:

1. ALL DIMENSIONS ARE IN MILLIMETERS & LEVELS IN METERS
2. READ THIS DWG. IN CONJUNCTION WITH
DWG. NO. DH0008-ENG-C-PF-0004
FOR LOCATION, ORIENTATION AND OVERALL PLAN.
3. FOR STRUCTURE NOTES, REFER TO DWG. NO.
DH0008-ENG-C-NI-0001.
4. PENERANG OVERALL MASTER PLAN REFER
DWG. NO. DH0008-ENG-PN-0001.
5. FOR STAIRCASE & FOUNDATION DETAILS REFER
DWG. NO. DH0008-ENG-C-PF-0007 & 0018.
6. FOR STANDARD CONNECTION DETAILS REFER
DWG. NO. DH0008-ENG-C-SI-0011 TO 0020.
7. FOR STANDARD ANCHORS BOLT DETAILS REFER
DWG. NO. DH0008-ENG-C-SI-0001.
8. FOR STANDARD HANDRAIL DETAILS REFER
DWG. NO. DH0008-ENG-C-SI-0003.
9. ALL CONNECTIONS ARE BOLTED CONNECTIONS.
10. ALL THE STRUCTURAL MEMBERS HAVE TO BE
HOT DIPPED GALVANIZED.
11. PIPE SLEEPER DETAIL REFER DWG. NO. DH0008-ENG-C-FS-0002

ABBREVIATION:

- B1/CP-01 : B1 = MEMBER SIZE & CP-01 = CONNECTION TYPE.
TOP. = TOP OF GRATING.
F.F.L. = FINISHED PLATFORM LEVEL.
O.L. = GROUND LEVEL.

LEGENDS:

MARKING	SIZE	NOTE
C1	C 200 x 80, 24 KG/M	COLUMN
B1	C 200 x 80 x 24 KG/M	BEAM
B2	C 200 x 80, 24 KG/M	BEAM
BRT	L 65 x 65 x 6 THK	BRACING

NO.	DESCRIPTION	BY	CHK'D	APPR.	DATE
1	ISSUED FOR APPROVAL	VAR	IKL/ZJI	LKM	08.11.12
2	APPROVED FOR CONSTRUCTION	FZA	IKL/ZJI	LKM	23.04.13
3	APPROVED FOR CONSTRUCTION	KSR	IKL/ZJI	LKM	08.11.12
4	ISSUED FOR APPROVAL	VAR	IKL/ZJI	LKM	31.07.12
5	ISSUED FOR APPROVAL	SH	IKL/ZJI	LKM	17.07.12

PROJECT TITLE :
**INDEPENDENT DEEPWATER PETROLEUM
TERMINAL AT PENERANG**

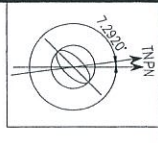
PROJECT OWNER :
PENERANG INDEPENDENT TERMINALS SDN.BHD.

EPC CONTRACTORS :
DIALOG E & C SDN. BHD. (189230-U)
109, BLOK G, PHLO DAMANSARA 1,
NO. 9, JALAN 15/11, 46350 PETUNG JAYA, SELANGOR.

DRAWING TITLE :
**PLAN & SECTIONAL DETAILS OF
CROSSOVER PLATFORM 104-CPF-04
FOR TANKPFT-104**

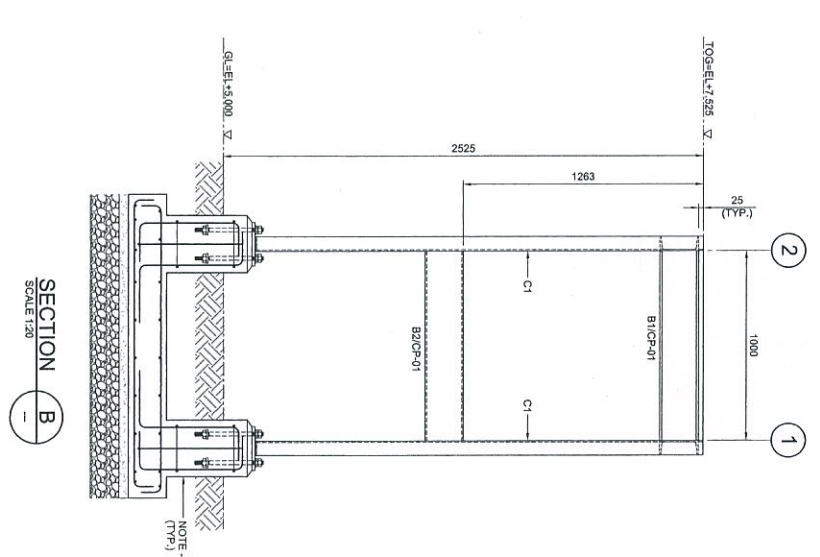
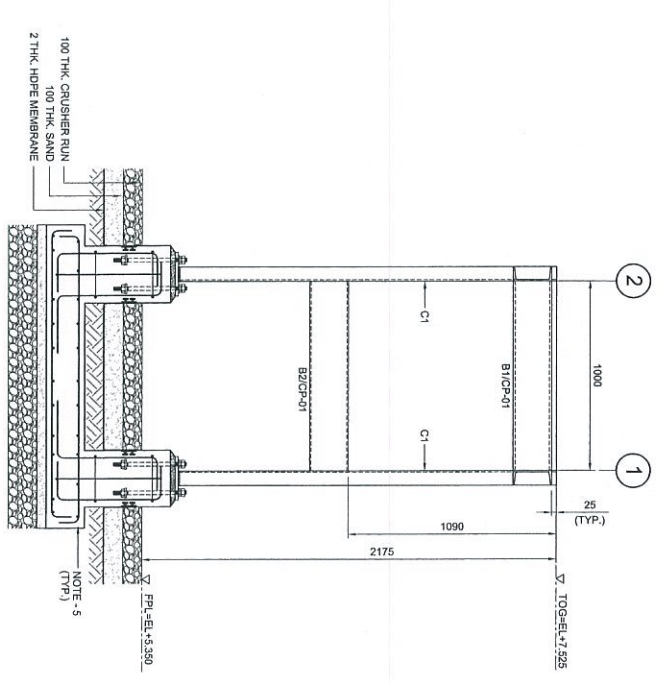
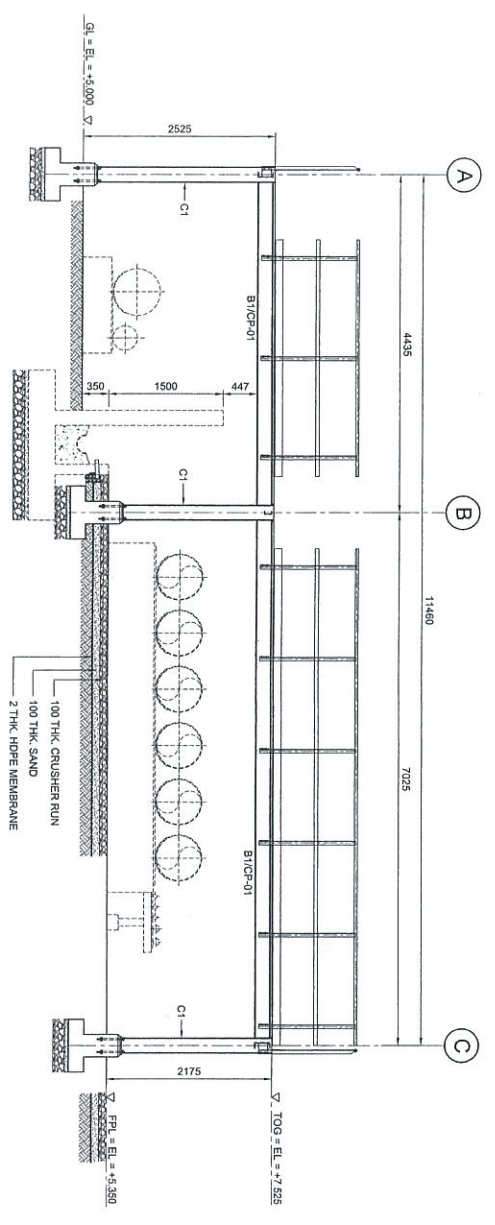
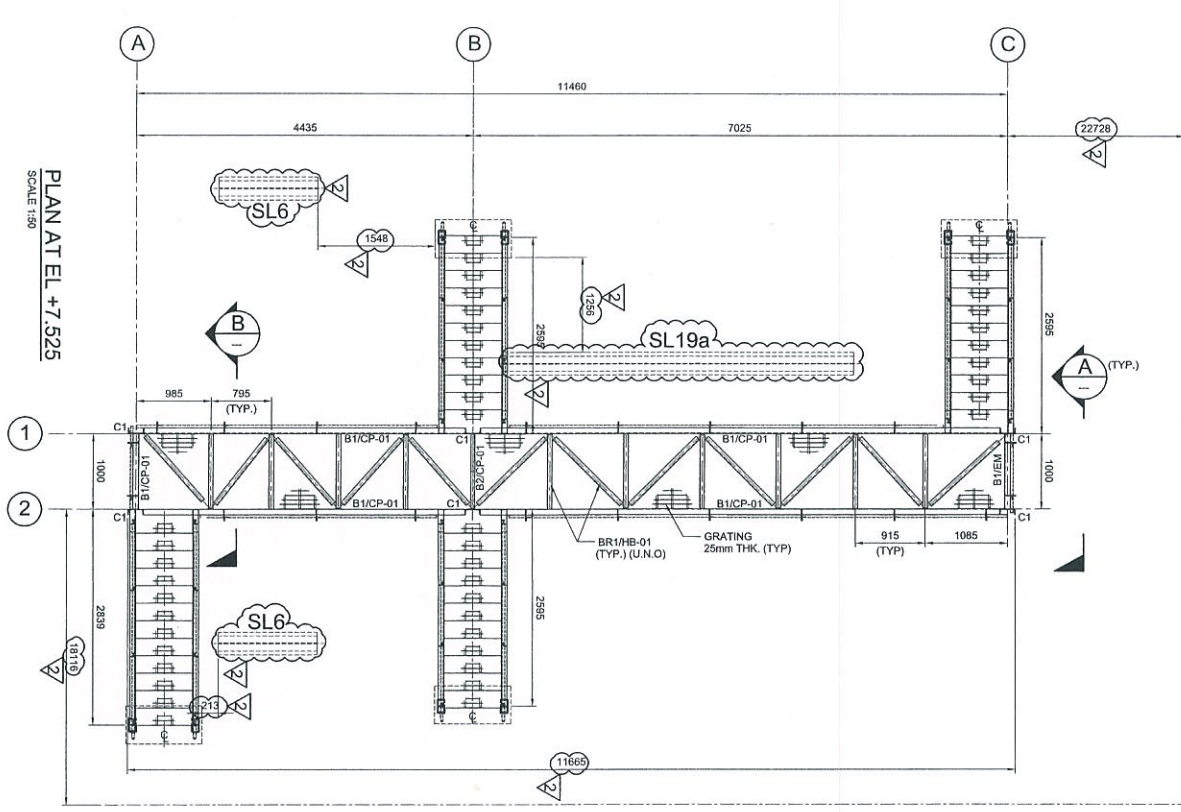
SCALE	CHECKED	DATE	APPROVED	FILENAME	REV.
SCALE : 1:50, 1:20	CHECKED : WKL/ZJI	DATE : 24.08.12	APPROVED : LKM	FILENAME : DH0008-ENG-C-PF-00132	REV. NO. : 2
DWG. NO. : DH0008-ENG-C-PF-0032					SH. NO. : (1 OF 1)

Appraisal	By	Date
A. Technical Review	WKL/ZJI	15/11/12
B. Cost Review	WKL/ZJI	15/11/12
C. Commercial Review	WKL/ZJI	15/11/12



TK-104-50
Ø25.2x22H
10000 M3

(CENTER LINE)



Approved	Checked	Drawn	Scale
Approved	Checked	Drawn	Scale
Approved	Checked	Drawn	Scale
Approved	Checked	Drawn	Scale

- NOTES:**
- ALL DIMENSIONS ARE IN MILLIMETERS & LEVELS IN METERS
 - READ THIS DWG. IN CONJUNCTION WITH
DWG. NO. DH0008-ENG-C-PF-0004
FOR LOCATION, ORIENTATION AND OVERALL PLAN.
 - FOR STRUCTURE NOTES, REFER TO DWG NO.
DH0008-ENG-C-0N-0001.
 - PENGERANG OVERALL MASTER PLAN REFER
DWG. NO. DH0008-ENG-PI-C-0001.
 - FOR STAIRCASE & FOUNDATION DETAILS REFER
DWG. NO. DH0008-ENG-C-PF-0017 & 0018.
 - FOR STANDARD CONNECTION DETAILS REFER
DWG. NO. DH0008-ENG-C-SD-0011 TO 0020.
 - FOR STANDARD ANCHOR BOLT DETAILS REFER
DWG. NO. DH0008-ENG-C-SD-0001.
 - FOR STANDARD HANGAR DETAILS REFER
DWG. NO. DH0008-ENG-C-SD-0033.
 - ALL CONNECTIONS ARE BOLTED CONNECTIONS.
 - ALL THE STRUCTURAL MEMBERS HAVE TO BE
HOT DIPPED GALVANIZED.
 - PIPE SLEEPER DETAIL REFER DWG. NO. DH0008-ENG-C-PS-0002
- ABBREVIATION:**
- B1/CP-01 : B1 = MEMBER SIZE & CP-01 = CONNECTION TYPE
TOG = TOP OF GRATING.
PFL = FINISHED PLATFORM LEVEL.
GL = GROUND LEVEL.

LEGENDS:

MARKING	SIZE	NOTE
C1	C 200 X 80 X 24 KGM	COLUMN
B1	C 200 X 80 X 24 KGM	BEAM
B2	C 200 X 80 X 24 KGM	BEAM
BH1	L 65 X 65 X 6 THK	BRACING

NO.	DESCRIPTION	BY	CHK'D	APPR.	DATE
1	ISSUED FOR CONSTRUCTION	KSR	WKL/ZJ	LKL	23.04.13
2	APPROVED FOR CONSTRUCTION	FZA	WKL/ZJ	LKL	08.11.12
3	ISSUED FOR APPROVAL	YAR	WKL/ZJ	LKL	31.07.12
4	ISSUED FOR REVIEW	SAH	WKL/ZJ	LKL	17.07.12

PROJECT TITLE :
INDEPENDENT DEEPWATER PETROLEUM
TERMINAL AT PENGERANG

PROJECT OWNER :
PENGERANG INDEPENDENT TERMINALS SDN.BHD.

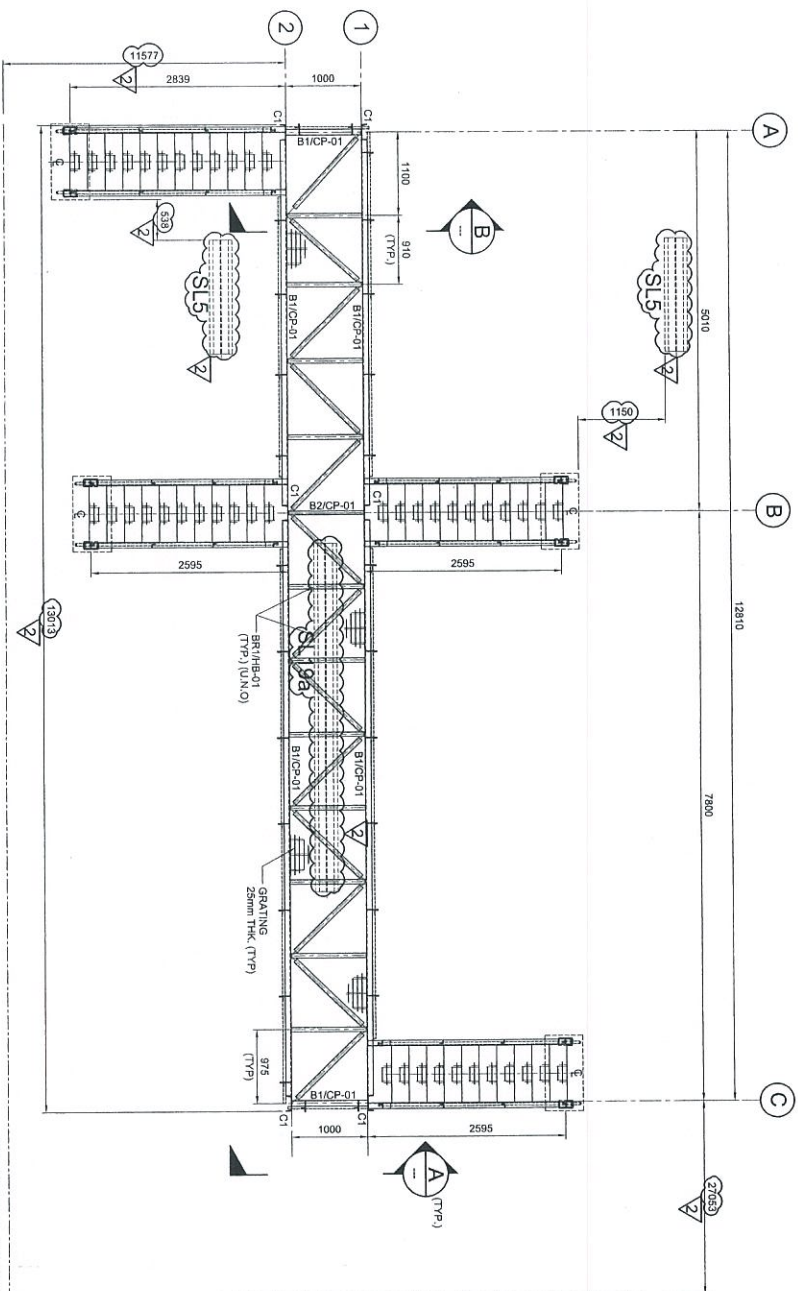
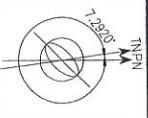
EPCC CONTRACTOR :
DIALOG E & C SDN. BHD. (182290-U)
109, BLOCK 6, PHILIP DAMANSARA 1,
NO. 9, JALAN 16/11, 46350 PETALING JAYA, SELANGOR.

DIALOG

DRAWING TITLE :
PLAN & SECTIONAL DETAILS OF
CROSSOVER PLATFORM 104-CF-06
FOR TANKPIT-104

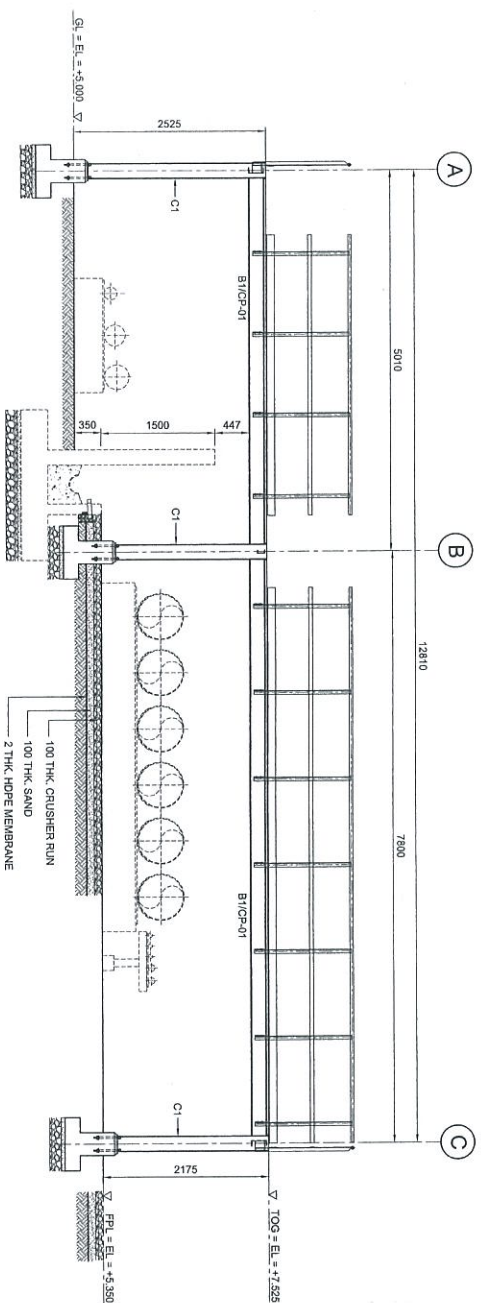
SCALE : 1:50, 1:20	CHECKED : WKL/ZJ
DRAWN : VAR	APPROVED : LKL
DATE : 24.08.12	FILENAME : DH0008-ENG-C-PF-0034
DWG. NO. : DH0008-ENG-C-PF-0034	SHT. NO. REV.
	(1 OF 1) 2



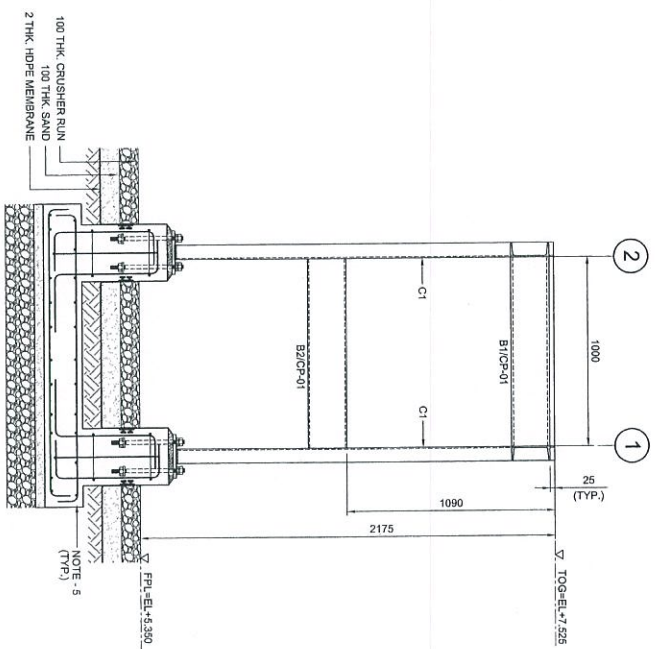


PLAN AT EL. +7.525
SCALE 1:50

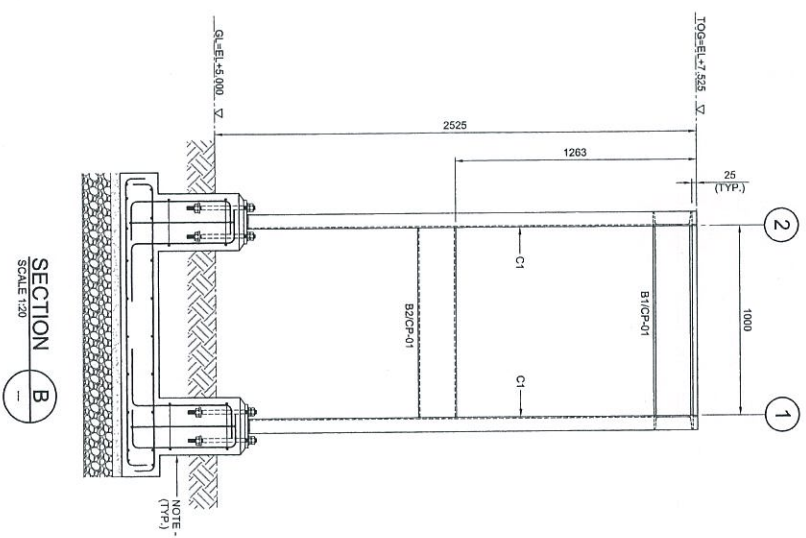
(CENTER LINE)
TK-104-50
Ø25.2x22ht
10000 m3



ELEVATION ALONG GRID 2
SCALE 1:50



SECTION A
SCALE 1:50



SECTION B
SCALE 1:50

NOTES:

1. ALL DIMENSIONS ARE IN MILLIMETERS & LEVELS IN METERS
2. READ THIS DWG IN CONJUNCTION WITH DWG NO. DH0008-ENG-C-PF-0003 FOR LOCATION, ORIENTATION AND OVERALL PLAN.
3. FOR STRUCTURE NOTES, REFER TO DWG NO. DH0008-ENG-C-01-0001.
4. PENGANG OVERALL MASTER PLOT PLAN REFER DWG. NO. DH0008-ENG-P-0-0001.
5. FOR STAIRCASE & FOUNDATION DETAILS REFER DWG. NO. DH0008-ENG-C-PF-0003 & 0039.
6. FOR STANDARD CONNECTION DETAILS REFER DWG. NO. DH0008-ENG-C-SD-0011 TO 0020.
7. FOR STANDARD ANCHOR BOLT DETAILS REFER DWG. NO. DH0008-ENG-C-SD-0001.
8. FOR STANDARD HANDRAIL DETAILS REFER DWG. NO. DH0008-ENG-C-SD-0003.
9. ALL CONNECTIONS ARE BOLTED CONNECTIONS.
10. ALL THE STRUCTURAL MEMBERS HAVE TO BE HOT DIPPED GALVANIZED.
11. PREE SLEEPER DETAIL REFER DWG NO. DH0008-ENG-C-SE-0002

ABBREVIATION:

- B1/C1-01 : B1 = MEMBER SIZE & C1-01 = CONNECTION TYPE
TOS. = TOP OF GRATING.
F.P.L. = FINISHED PLATFORM LEVEL.
GL. = GROUND LEVEL.

LEGENDS:

MARKING	SIZE	NOTE
C1	C 200 X 80 X 24 KGM	COLUMN
B1	C 200 X 80 X 24 KGM	BEAM
B2	C 200 X 80 X 24 KGM	BEAM
BRT	L 63 X 63 X 6 THK	BRACING

NO.	DESCRIPTION	BY	CHK'D	APPR.	DATE
1	ISSUED FOR CONSTRUCTION	FZA	WKL/ZJI	LKM	23/04/13
2	APPROVED FOR CONSTRUCTION	KSR	WKL/ZJI	LKM	08/11/12
0	ISSUED FOR APPROVAL	YHR	WKL/ZJI	LKM	31/07/12
A	ISSUED FOR REVIEW	SHH	WKL/ZJI	LKM	17/07/12

PROJECT TITLE :
INDEPENDENT DEEPWATER PETROLEUM
TERMINAL AT PENGERANG

PROJECT OWNER :
PENGERANG INDEPENDENT TERMINALS SDN.BHD.

EPCC CONTRACTOR :

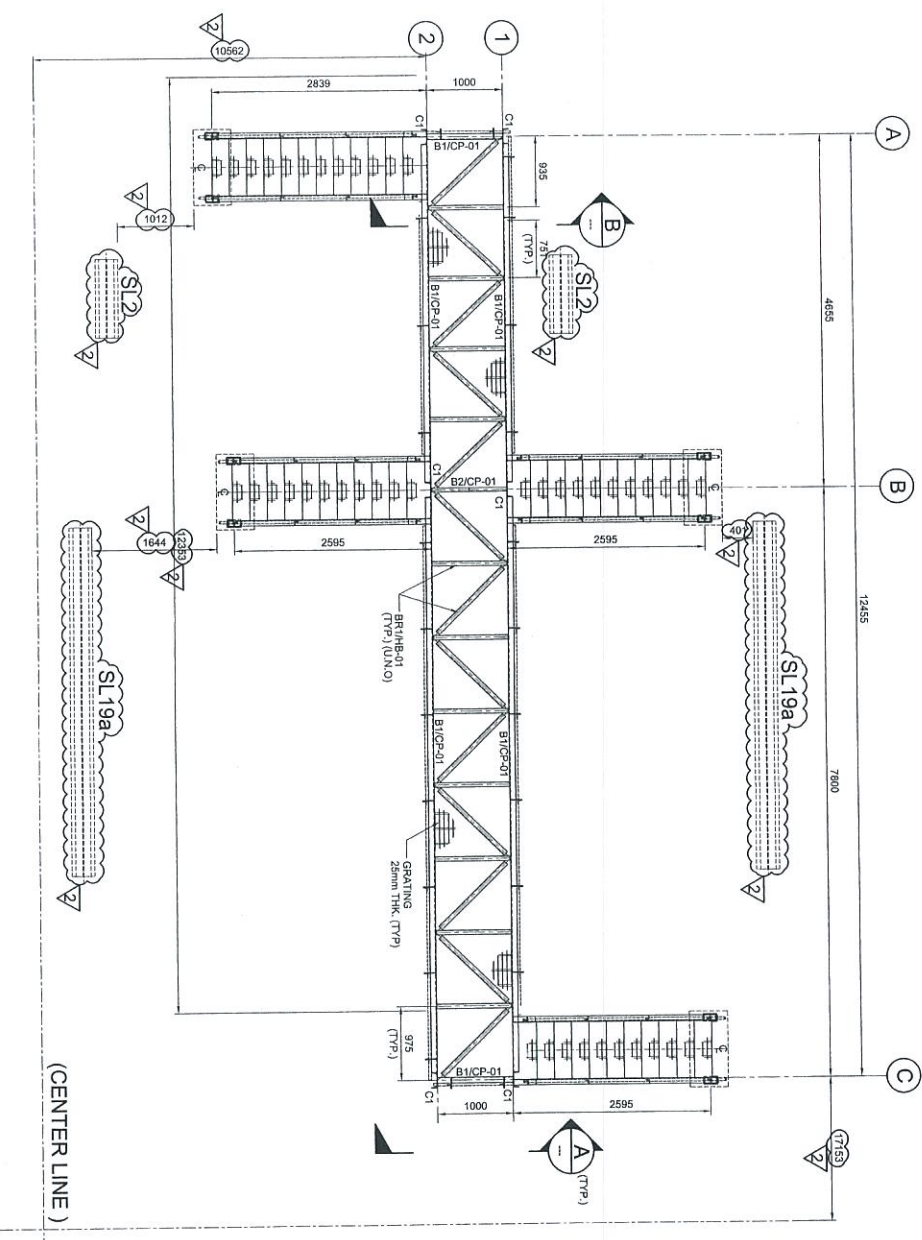
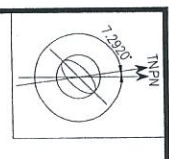
DIALOG DIALOG E & C SDN. BHD. (199298-U)
109, BLOCK G, PHILIP DAMANSARA 1,
NO. 9, JALAN 16/11, 46350 PERLIND JAYA, SELANGOR.

DRAWING TITLE :
PLAN & SECTIONAL DETAILS OF
CROSSOVER PLATFORM 104-C-PF-07
FOR TANKPIT-104

SCALE	CHECKED	DATE	APPROVED	FILENAME	DWG. NO.	SHT. NO.	REV.
1:50, 1:20	WKL/ZJI		LKM	DH0008-ENG-C-PF-0035		(1 OF 1)	2

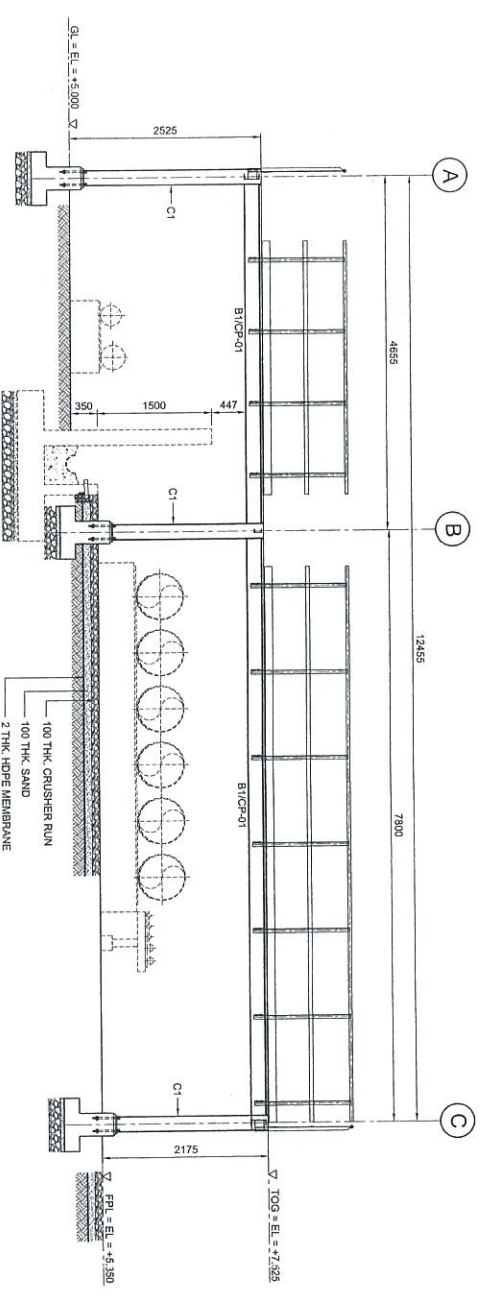
NO.	DESCRIPTION	DATE
1	APPROVED FOR CONSTRUCTION	23/04/13
2	APPROVED FOR CONSTRUCTION	08/11/12
0	ISSUED FOR APPROVAL	31/07/12
A	ISSUED FOR REVIEW	17/07/12



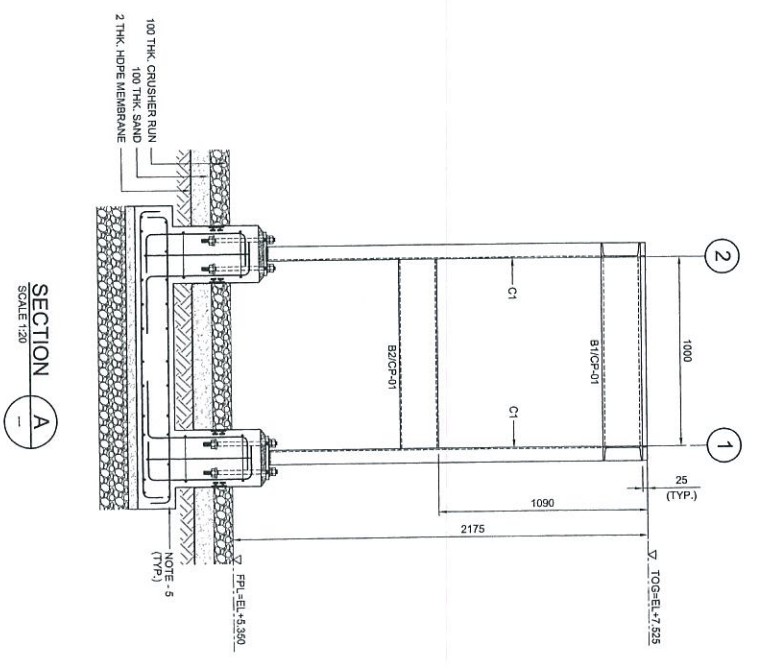


PLAN AT EL. +7.525
SCALE: 1:50

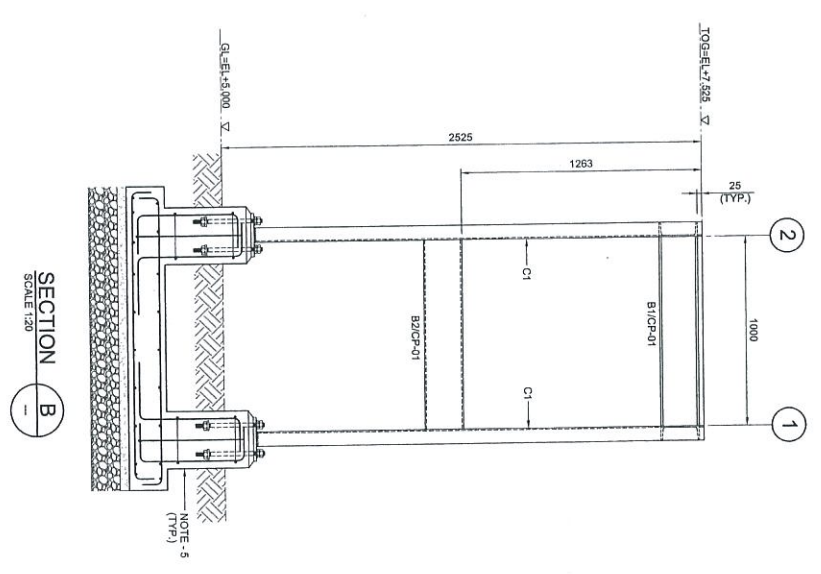
TK-104-39
Ø25.2x22ht
10000 m3
(CENTER LINE)



ELEVATION ALONG GRID 2
SCALE: 1:50



SECTION A
SCALE: 1:30



SECTION B
SCALE: 1:30

Revisi	Uraian	Disain	Rev.
1	Revisi		
2	Revisi		
3	Revisi		
4	Revisi		
5	Revisi		

- NOTES:**
- ALL DIMENSIONS ARE IN MILLIMETERS & LEVELS IN METERS
 - READ THIS DWG. IN CONJUNCTION WITH DWG. No. DH0008-ENG-C-PF-0004 FOR LOCATION/OBSERVATION AND OVERALL PLAN.
 - FOR STRUCTURE NOTES, REFER TO DWG. NO. DH0008-ENG-C-PF-0001.
 - PENGERANG OVERALL MASTER PLAN REFER DWG. No. DH0008-ENG-PF-0001.
 - FOR STAIRCASE & FOUNDATION DETAILS REFER DWG. No. DH0008-ENG-C-PF-0037 & 0038.
 - FOR STANDARD CONNECTION DETAILS REFER DWG. No. DH0008-ENG-C-PF-0011 TO 0020.
 - FOR STANDARD ANCHOR BOLT DETAILS REFER DWG. No. DH0008-ENG-C-PF-0001.
 - FOR STANDARD HANDRAIL DETAILS REFER DWG. No. DH0008-ENG-C-PF-0003.
 - ALL CONNECTIONS ARE BOLTED CONNECTIONS.
 - ALL THE STRUCTURAL MEMBERS HAVE TO BE HOT DIPPED GALVANIZED.
 - PIPE SLEEVER DETAIL REFER DWG. NO. DH0008-ENG-C-PF-0002

LEGENDS:

MARKING	SIZE	NOTE
CI	C 200 x 80 x 24 KG/M	COLUMN
B1	C 200 x 80 x 24 KG/M	BEAM
B2	C 200 x 80 x 24 KG/M	BEAM
BR1	L 65 x 65 x 6 THK	BRACING

PROJECT TITLE:
INDEPENDENT DEEPWATER PETROLEUM TERMINAL AT PENGERANG

NO.	DESCRIPTION	BY	CHK'D	APPR.	DATE
1	ISSUED FOR REVIEW	SMH	WKL/ZJ	LKM	17.07.12
2	APPROVED FOR CONSTRUCTION	FZA	WKL/ZJ	LKM	23.04.13
3	APPROVED FOR CONSTRUCTION	KSR	WKL/ZJ	LKM	01.11.12
4	ISSUED FOR APPROVAL	YAR	WKL/ZJ	LKM	31.07.12

PROJECT OWNER:
PENGERANG INDEPENDENT TERMINALS SDN. BHD.

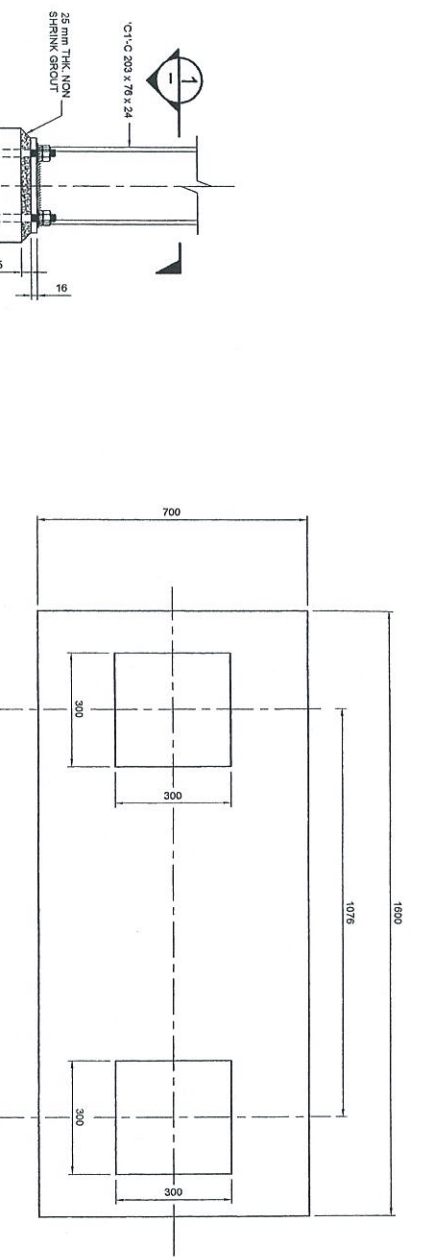
EPC CONTRACTOR:
DIALOG E & C SDN. BHD. (189290-U)

DIALOG
109, BLOK G, PULAU DAMANSARA 1,
NO. 9, JALAN 19/11, 46350 PETALING JAYA, SELANGOR.

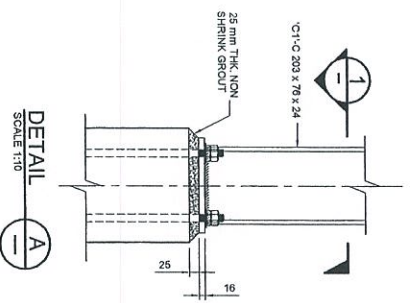
DRAWING TITLE:
PLAN & SECTIONAL DETAILS OF CROSSOVER PLATFORM 104-CP-F-08 FOR TANKPIT-104

SCALE	CHECKED	DATE	FILENAME	REV.
1:50, 1:20	WKL/ZJ	24.08.12	DH0008-ENG-C-PF-0036	2

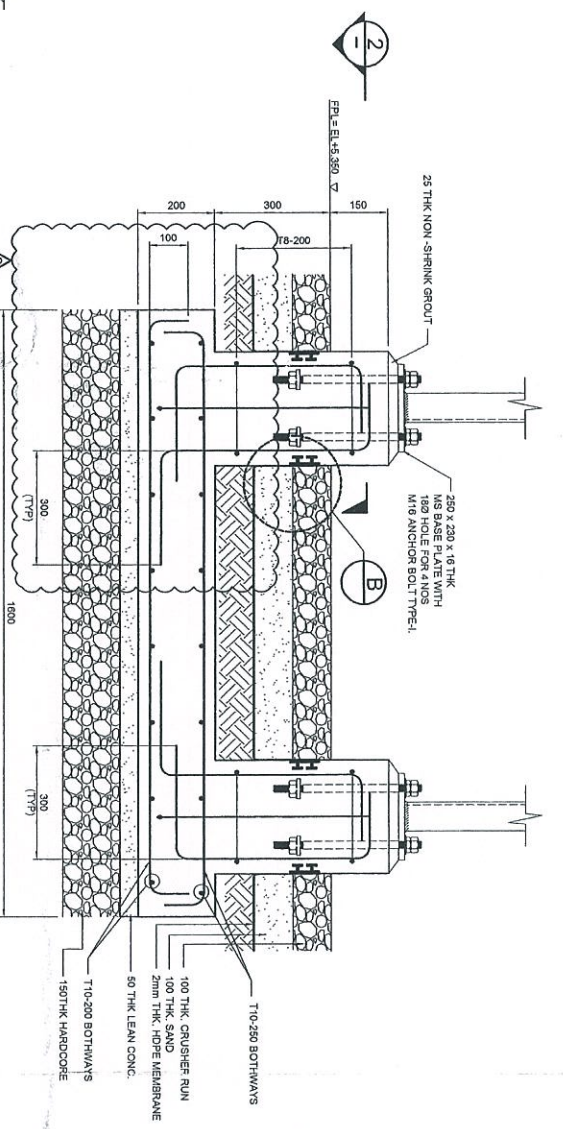




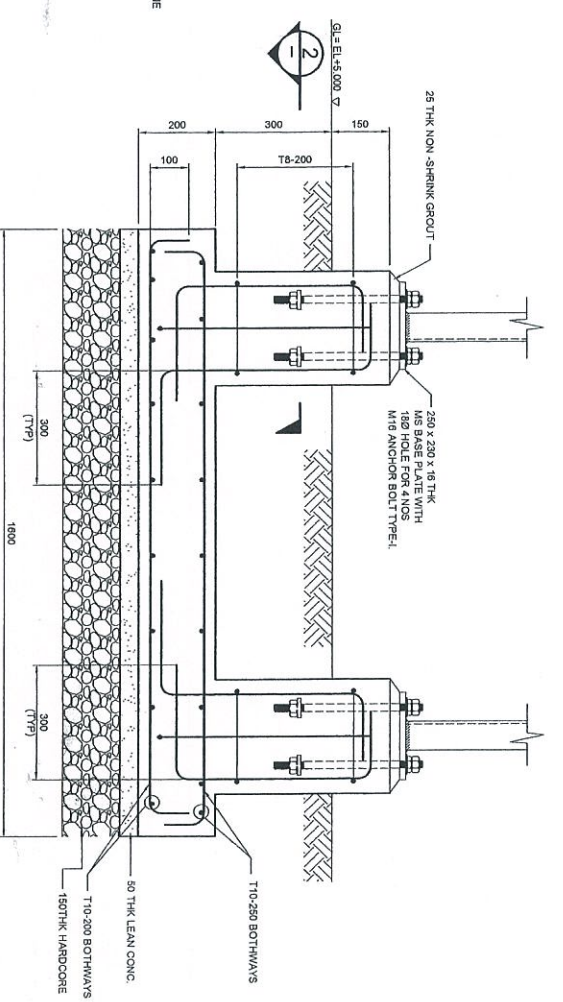
TYP. FOOTING PLAN
SCALE 1:10



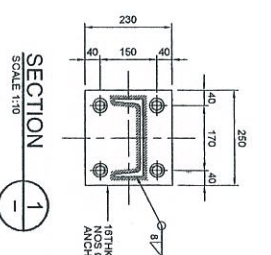
DETAIL A
SCALE 1:10



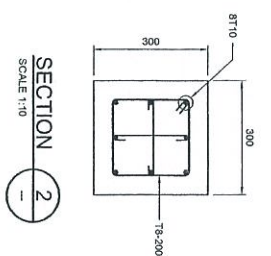
FOOTING ELEVATION (INSIDE BUNDWALL)
SCALE 1:10



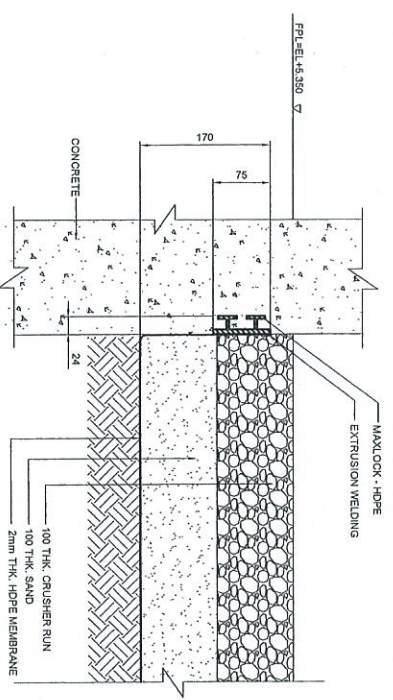
FOOTING ELEVATION (OUTSIDE BUNDWALL)
SCALE 1:10



SECTION 1
SCALE 1:10



SECTION 2
SCALE 1:10



TYPICAL DETAILS FOR HDPE LINE TERMINATION
SCALE 1:5

DETAIL B
SCALE 1:5

NOTES:

1. ALL DIMENSIONS ARE IN MILLIMETERS & LEVELS IN METERS.
2. FOR STRUCTURE NOTES REFER TO DWG NO. DH0008-ENG-C-NI-0001.
3. PENDING OVERALL MASTER PLAN REFER DWG. No: DH0008-ENG-PI-0-0001
4. FOR STANDARD ANCHOR BOLT DETAILS REFER DWG. No: DH0008-ENG-C-SI-0001
5. CONCRETE COVER = 50mm



NO.	DESCRIPTION	BY	CHK'D.	APPR.	DATE
1	ISSUED FOR CONSTRUCTION	KSR	WK/JZ	LKM	20.03.13
2	APPROVED FOR CONSTRUCTION	KSR	WK/JZ	LKM	08.11.12
3	ISSUED FOR APPROVAL	YAR	WK/JZ	LKM	31.07.12
4	ISSUED FOR REVIEW	SHJ	WK/JZ	LKM	19.07.12

PROJECT TITLE :
INDEPENDENT DEEPWATER PETROL LUM
TERMINAL AT PENERANG

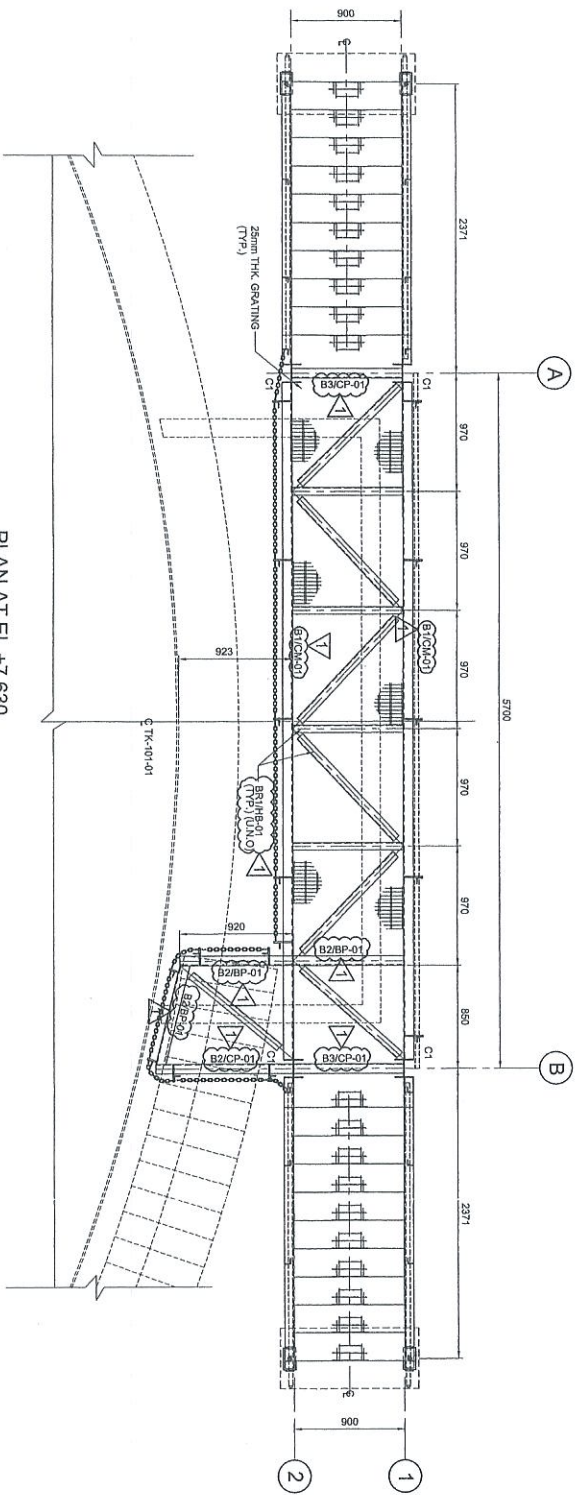
PROJECT OWNER :
PENERANG INDEPENDENT TERMINALS SDN.BHD.

EPCC CONTRACTOR :
DIALOG E & C SDN. BHD. (188290-U)
109, BLOK 6, PHILLO DAMANSARA 1,
NO. 9, JALAN 16/11, 46350 PETALING JAYA, SELANGOR.


Drawing Title :
TYP CONNECTIONS AND FOUNDATION DETAILS
FOR CROSSOVER & OPERATING
PLATFORM OF TK-101, 102, 103 & 104

SCALE	CHECKED	DATE	APPROVED	DATE	FILENAME	SHT. NO.	REV.
1:10	WK/JZ	19.07.12	LKM	19.07.12	DH0008-ENG-C-PF-0038	1	2

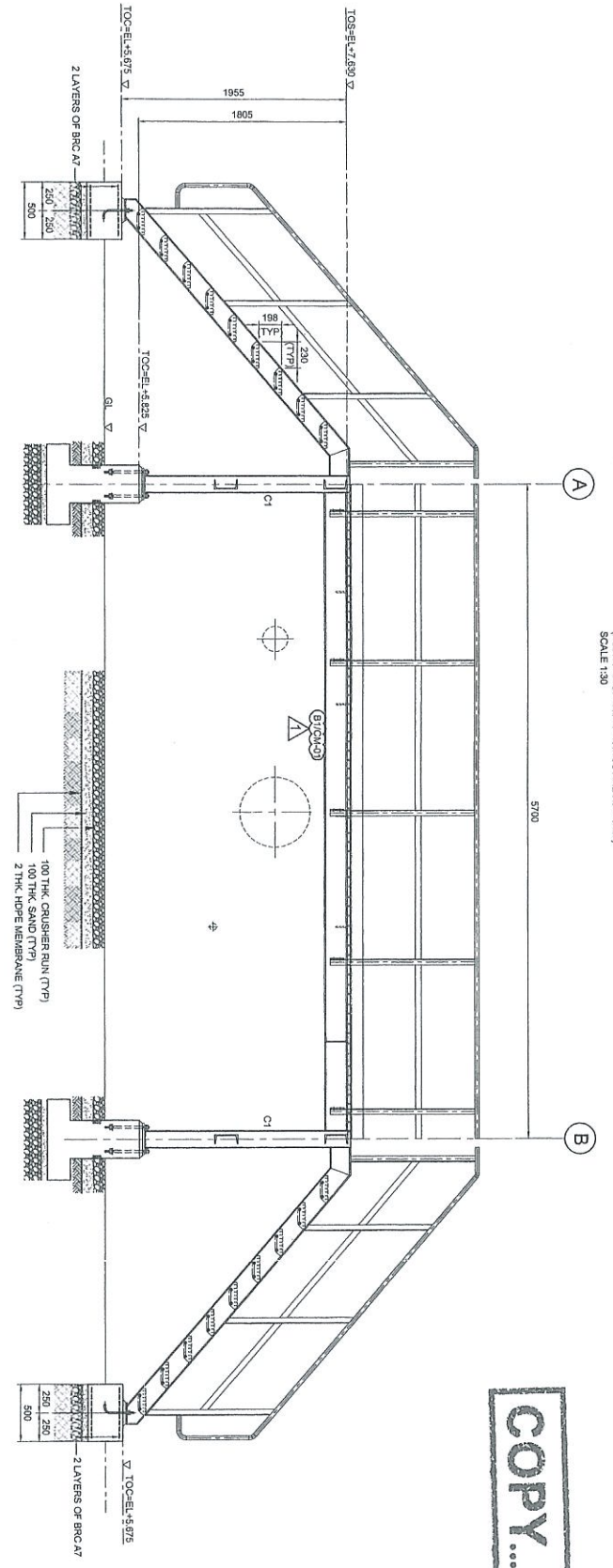
DWG. NO. :
DH0008-ENG-C-PF-0038



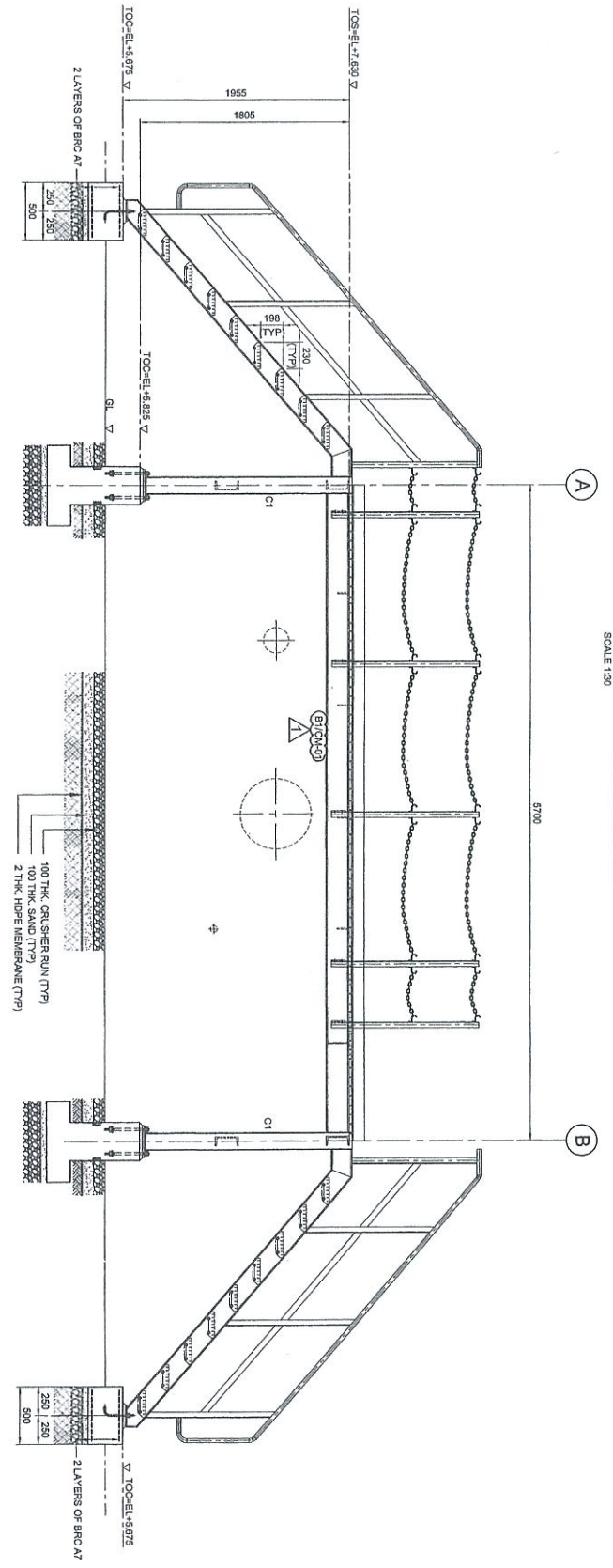
APPROVED FOR CONSTRUCTION



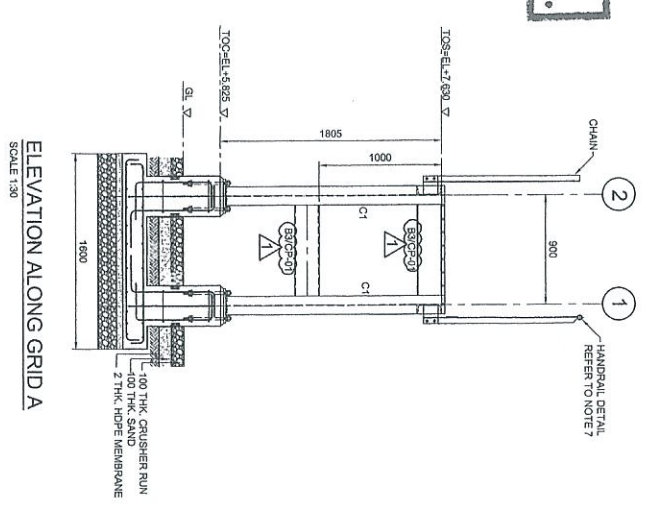
COPY 2.3



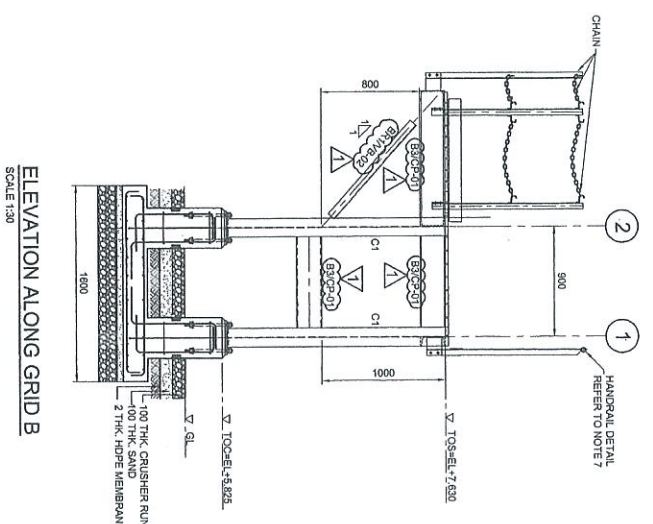
ELEVATION ALONG GRID 1
SCALE 1:30



ELEVATION ALONG GRID 2
SCALE 1:30



ELEVATION ALONG GRID A
SCALE 1:30



ELEVATION ALONG GRID B
SCALE 1:30

NOTES:

1. ALL DIMENSIONS ARE IN MILLIMETERS & LEVELS IN METERS
2. READ THIS DMC IN CONJUNCTION WITH DMC No: DH0008-ENG-C-PF-0001
3. FOR STRUCTURE NOTES REFER TO DMC NO: DH0008-ENG-C-01-0001
4. PENERANG OVERALL MASTER PLAN REFER DMC No: DH0008-ENG-P-0-0001
5. FOR STANDARD CONNECTION DETAILS REFER DMC No: DH0008-ENG-C-S0-0011 TO 0020
6. FOR STANDARD ANCHOR BOLT DETAILS REFER DMC No: DH0008-ENG-C-S0-0001
7. FOR STANDARD HANDRAIL DETAILS REFER DMC No: DH0008-ENG-C-S0-0003
8. FOR STANDARD STAIRCASE DETAILS REFER DMC No: DH0008-ENG-C-S0-0005
9. FOR STANDARD GRATING DETAILS REFER DMC No: DH0008-ENG-C-S0-0007
10. FOR FOUNDATION & CONNECTION DETAILS REFER DMC No: DH0008-ENG-C-S0-0075
11. ALL CONNECTIONS ARE BOLTED CONNECTIONS.
12. ALL THE STRUCTURAL MEMBERS HAVE TO BE HOT DIPPED GALVANIZED.

ABBREVIATION:

- B1/GP-01 = MEMBER SIZE & GP-01 = CONNECTION TYPE.
 10C = 10th OF CONCRETE.
 PFL = FINISHED PLATFORM LEVEL.
 GL = GROUND LEVEL.
 TOS = TOP OF STEEL.

LEGENDS:

MAPPING	SIZE	NOTE
C1	UP 143 x 143 x 24 KGM	COLUMN
B1	C 200 x 80 x 24 KGM	BEAM
B2	C 200 x 80 x 24 KGM	BEAM
B3	C 200 x 80 x 24 KGM	BEAM
B4	L 55 x 65 x 5 THK	BRACING

No	DATE	BY	CHK'D	APPR.	DATE
1	26.06.13				
2	12.11.12				
3	06.09.12				



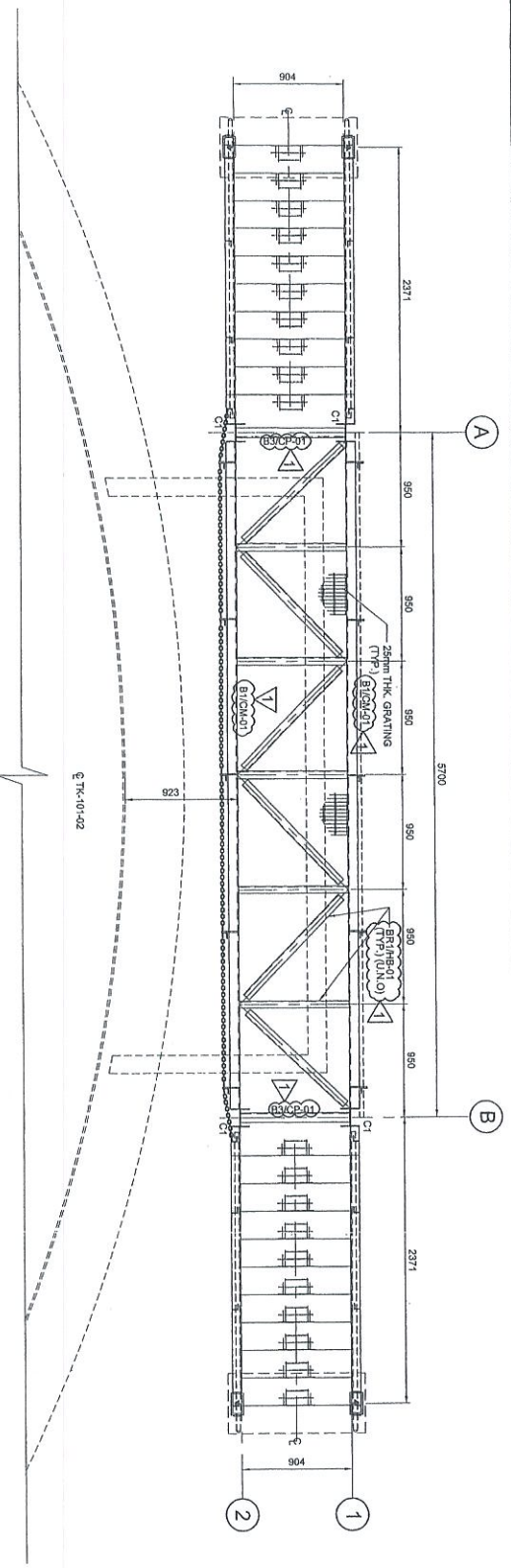
PROJECT TITLE:
 INDEPENDENT DEEPWATER PETROLEUM
 TERMINAL AT PENGERANG

PROJECT OWNER:
 PENERANG INDEPENDENT TERMINALS SDN.BHD.

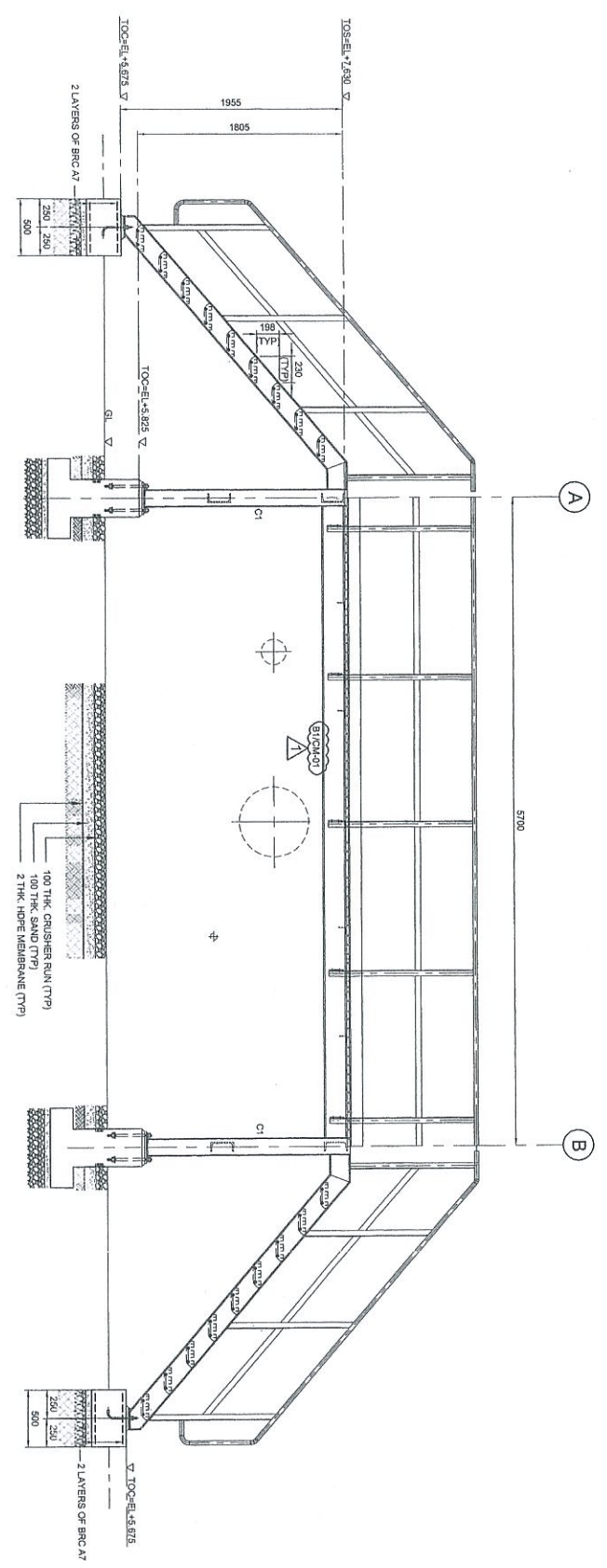
EPCC CONTRACTOR:
 DIALOG E & C SDN. BHD. (188298-U)
 109, BLOK 9, PHASED DAMANSARA 1,
 NO. 9, JALAN 15/11, 46350 PETALING JAYA, SELANGOR.

DRAWING TITLE:
 PLAN & SECTIONAL DETAILS OF
 OPERATING PLATFORM 101-OPF-01
 FOR TANKPIT-101

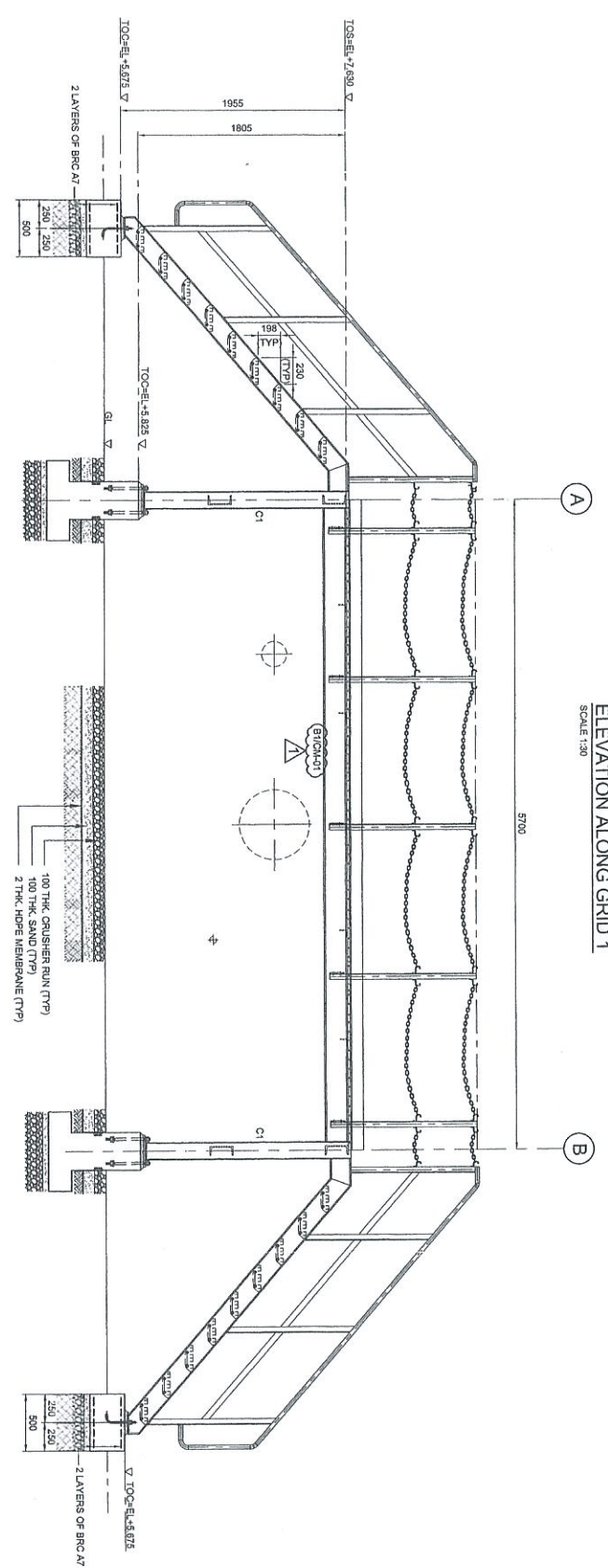
SCALE: 1:30
DRAWN: KSR
CHECKED: WML/ZJ
DATE: 06.09.12
APPROVED: LKM
FILENAME: DH0008-ENG-C-PF-0039
DWG. NO.: DH0008-ENG-C-PF-0039
SHT. NO.: 1
REV.: 1



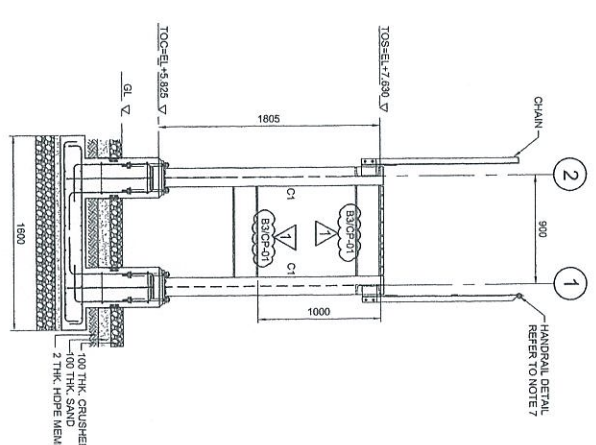
PLAN AT EL +7.630
 ALL HORIZONTAL BRACINGS ARE AT 7.73m
 SCALE 1:30



ELEVATION ALONG GRID 1
 SCALE 1:30



ELEVATION ALONG GRID 2
 SCALE 1:30



ELEVATION ALONG GRID A & B
 SCALE 1:30

- NOTES:**
1. ALL DIMENSIONS ARE IN MILLIMETERS & LENGTHS IN METERS
 2. READ THIS DWG. IN CONJUNCTION WITH
 DWG. NO: DH0008-ENG-C-PF-0001
 3. FOR STRUCTURE NOTES, REFER TO DWG NO:
 DH0008-ENG-C-IN-0001
 4. PENGERANG OVERALL MASTER PLAN REFER
 DWG. NO: DH0008-ENG-P-0001
 5. FOR STANDARD CONNECTION DETAILS REFER
 DWG. NO: DH0008-ENG-C-SI-0011 TO 0020
 6. FOR STANDARD ANCHOR BOLT DETAILS REFER
 DWG. NO: DH0008-ENG-C-SI-0001
 7. FOR STANDARD HANDRAIL DETAILS REFER
 DWG. NO: DH0008-ENG-C-SI-0003
 8. FOR STANDARD STAIRCASE DETAILS REFER
 DWG. NO: DH0008-ENG-C-SI-0006
 9. FOR STANDARD GASKING DETAILS REFER
 DWG. NO: DH0008-ENG-C-SI-0007
 10. FOR FOUNDATION & CONNECTION DETAILS REFER
 DWG. NO: DH0008-ENG-C-SI-0013
 11. ALL CONNECTIONS ARE BOLTED CONNECTIONS.
 12. ALL THE STRUCTURAL MEMBERS HAVE TO BE
 HOT DIPPED GALVANIZED.


ABBREVIATION:
 B1/P-01 = MEMBER SIZE & CP-01 = CONNECTION TYPE
 TOL. = TOP OF CONCRETE
 FFL = FINISHED PLATFORM LEVEL
 GL. = GROUND LEVEL
 TOS. = TOP OF STEEL

LEGENDS:

MAPPING	SIZE	NOTE
COL	162 x 157 x 23 KG/M	COLUMN
BEA	C 200 x 80 x 24 KG/M	BEAM
BR1	C 200 x 80 x 24 KG/M	BEAM
BR2	C 200 x 80 x 24 KG/M	BEAM
BR3	C 200 x 80 x 24 KG/M	BEAM
BR4	L 65 x 65 x 6 THK	BRACING

COPY 2/3

APPROVED FOR CONSTRUCTION



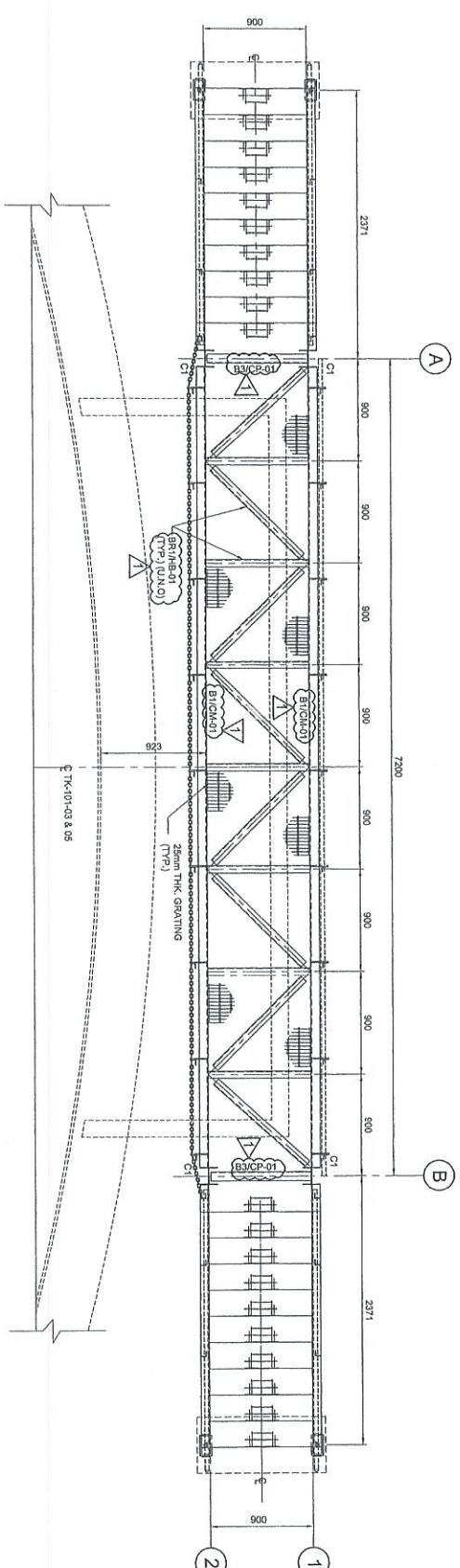
NO.	DATE	BY	CHK'D	APPR.	DATE
1	26.06.13	WKL/ZJ	WKL/ZJ	WKL/ZJ	26.06.13
0	12.11.12	WKL/ZJ	WKL/ZJ	WKL/ZJ	12.11.12
A	06.09.12	WKL/ZJ	WKL/ZJ	WKL/ZJ	06.09.12

PROJECT OWNER:
 PENGERANG INDEPENDENT TERMINALS SDN. BHD.

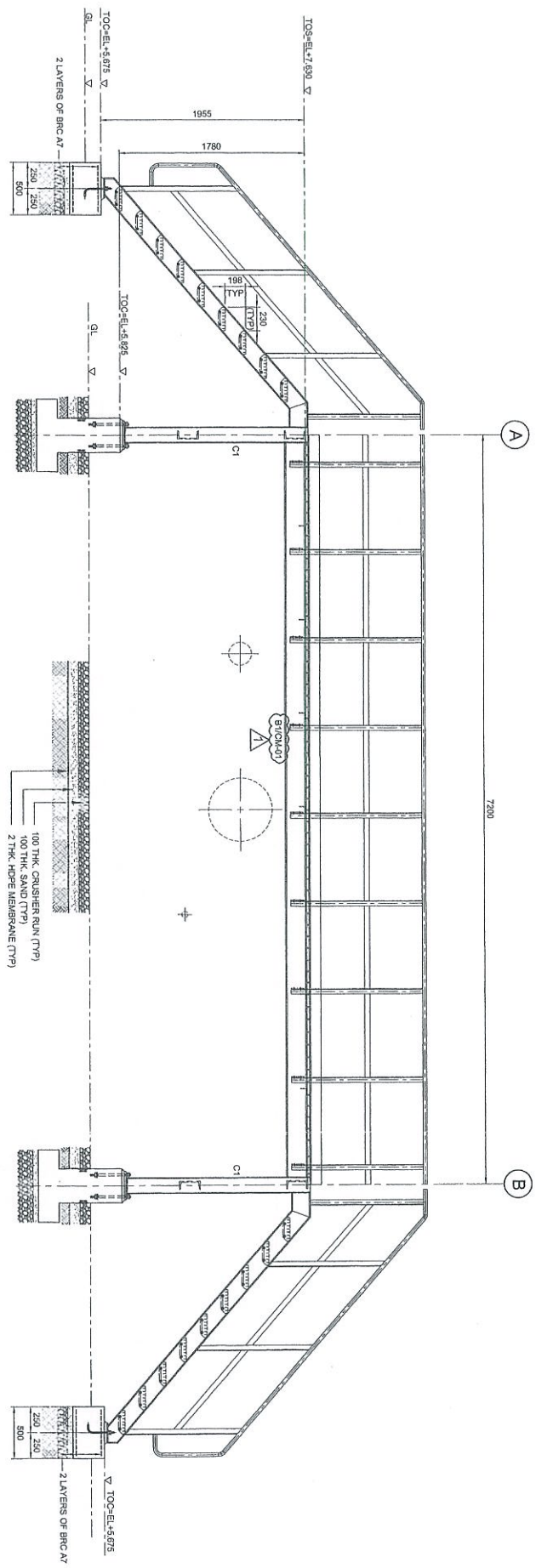
EPCC CONTRACTOR:
DIALOG E & C SDN. BHD. (18259-U)
 106, BLOK C, PHASE DUA, JALAN 1,
 NO. 3, WILAYAH 16/11, 46390 PETALING JAYA, SELANGOR.

DRAWING TITLE:
**PLAN & SECTIONAL DETAILS OF
 OPERATING PLATFORM-101-OPF-02
 FOR TANKPIT-101**

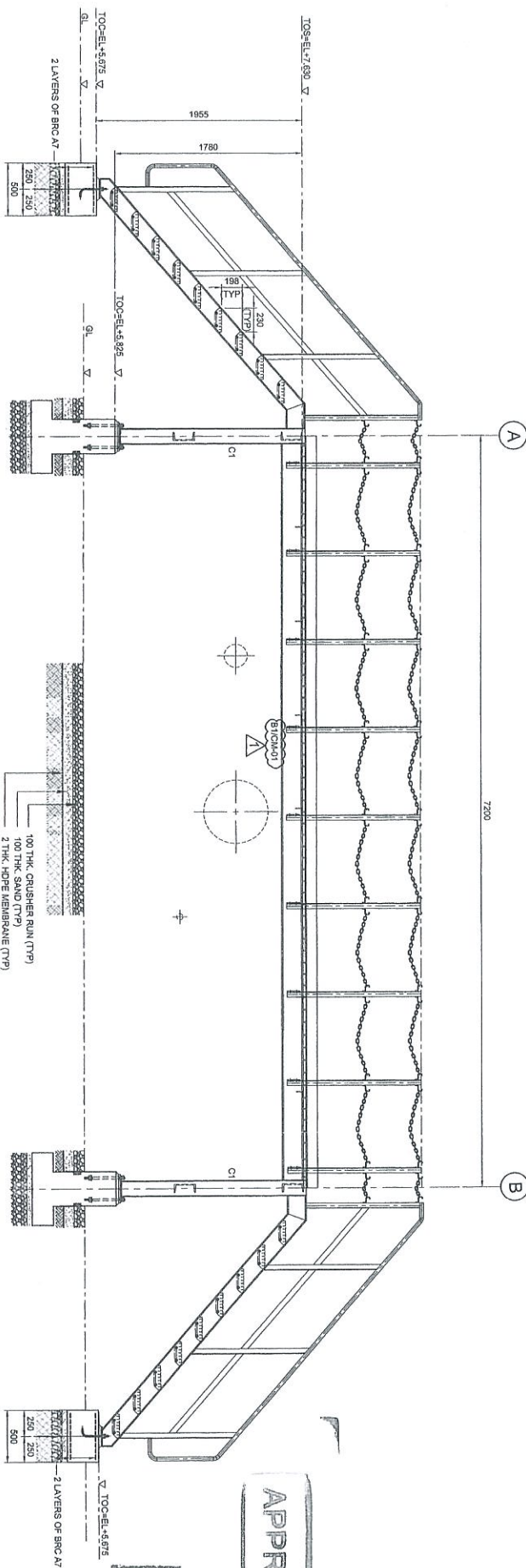
SCALE: 1:130
DATE: 06.09.12
DWG. NO.: DH0008-ENG-C-PF-0040
 (1 OF 1)



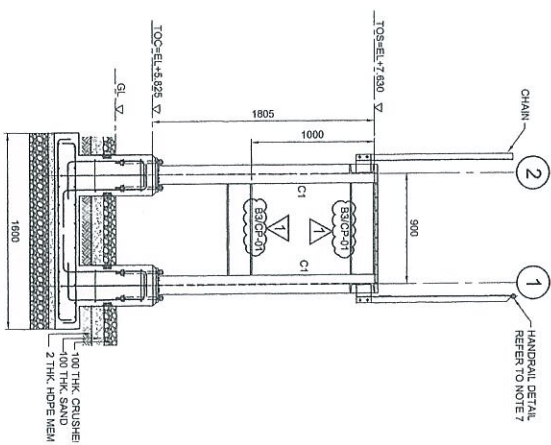
PLAN AT EL. +7.630
ALL HORIZONTAL BRACINGS ARE AT 75mm
SCALE 1:30



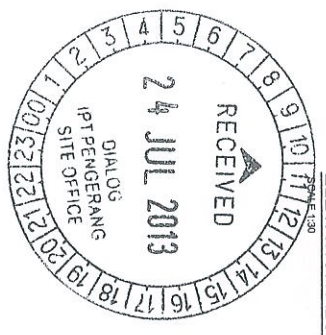
ELEVATION ALONG GRID 1
SCALE 1:30



ELEVATION ALONG GRID 2
SCALE 1:30



ELEVATION ALONG GRID A & B



APPROVED FOR CONSTRUCTION

COPY 2-3

Author	WKL	201305
Check	WKL	201305
Draw	WKL	201305
Rev	WKL	201305
Appr	WKL	201305

- NOTES:**
- ALL DIMENSIONS ARE IN MILLIMETERS & LEVELS IN METERS
 - READ THIS DWG. IN CONJUNCTION WITH DWG. No: DH0008-ENG-C-PF-0001
 - FOR STRUCTURE NOTES REFER TO DWG. No: DH0008-ENG-C-SI-0001
 - PENGERANG OVERALL MASTER PLAN REFER DWG. No: DH008-ENG-PF-0-0001
 - FOR STANDARD CONNECTION DETAILS REFER DWG. No: DH008-ENG-C-SI-0011 TO 0020
 - FOR STANDARD ANCHOR BOLT DETAILS REFER DWG. No: DH008-ENG-C-SI-0001
 - FOR STANDARD HANGAR DETAILS REFER DWG. No: DH008-ENG-C-SI-0003
 - FOR STANDARD STAIRCASE DETAILS REFER DWG. No: DH008-ENG-C-SI-0005
 - FOR STANDARD GRATING DETAILS REFER DWG. No: DH008-ENG-C-SI-0007
 - FOR FOUNDATION & CONNECTION DETAILS REFER DWG. No: DH008-ENG-C-SI-0005
 - ALL CONNECTIONS ARE BOLTED CONNECTIONS.
 - ALL THE STRUCTURAL MEMBERS HAVE TO BE HOT DIPPED GALVANIZED.

ABBREVIATION:

BT/CP-01 : BT = MEMBER SIZE & CP-01 = CONNECTION TYPE
 TOC = TOP OF CONCRETE
 PFL = FINISHED PLATFORM LEVEL
 GL = GROUND LEVEL
 TOS = TOP OF STEEL

LEGENDS:

MARKING	SIZE	NOTE
CI	LC 152 X 152 X 23 KG/M	COLUMN
B1	C 200 X 80 X 24 KG/M	BEAM
B2	C 200 X 80 X 24 KG/M	BEAM
B3	C 200 X 80 X 24 KG/M	BEAM
BR1	L 52 X 52 X 6 THK	BRACINGS

NO.	DESCRIPTION	BY	CHK'D	APPR.	DATE
1	ISSUED FOR CONSTRUCTION	WKL	WKL	WKL	26.06.13
0	ISSUED FOR APPROVAL	WKL	WKL	WKL	12.11.12
A	ISSUED FOR REVIEW	WKL	WKL	WKL	06.09.12

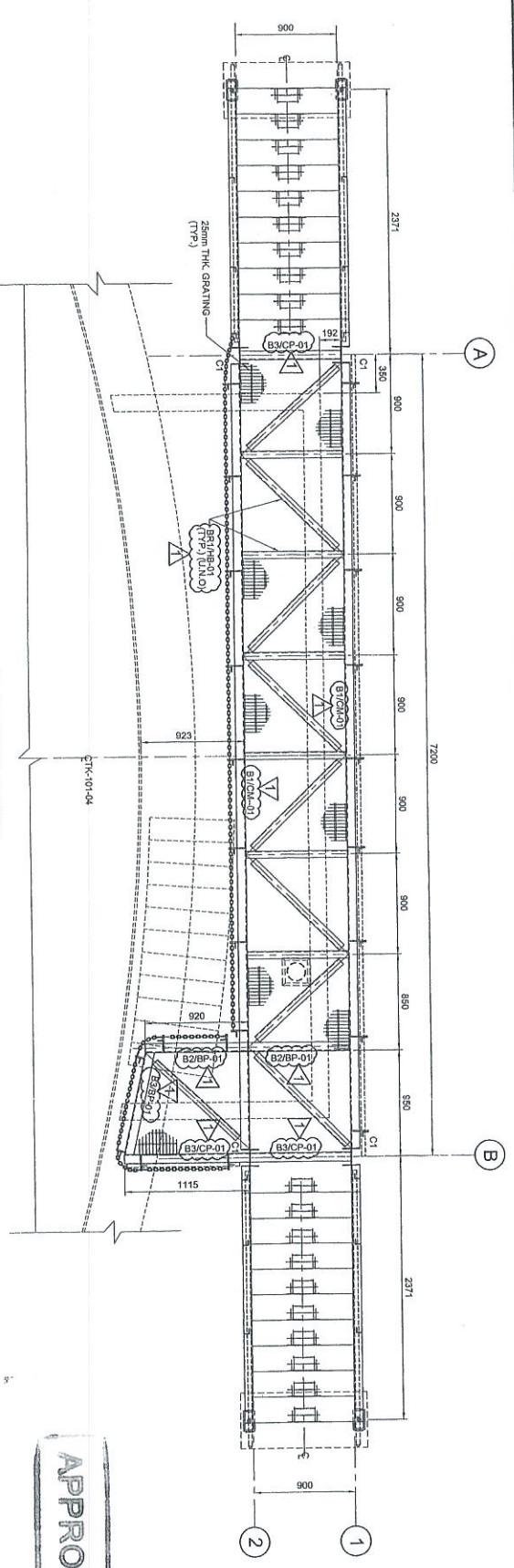
PROJECT TITLE
INDEPENDENT DEEPWATER PETROLEUM TERMINAL AT PENGERANG

PROJECT OWNER :
PENGERANG INDEPENDENT TERMINALS SDN. BHD.

EPC CONTRACTOR :
DIALOG E & C SDN. BHD. (189290-U)
 109, BLOK 5, PHASE 5, PULAU DUMASARA, 1,
 NO. 5, JALAN 16/11, 46350 PETALING JAYA, SELANGOR.

DRAWING TITLE :
PLAN & SECTIONAL DETAILS OF OPERATING PLATFORM 101-OPF-03 & 05 FOR TANKPIT-101

SCALE	1:30	CHECKED	WKL/ZJ
DRAWN	WKL	APPROVED	LKL
DATE	06.09.12	FILENAME	DH0008-ENG-C-PF-0041
DWG. NO.	DH0008-ENG-C-PF-0041	SHT. NO.	REV
			(1 OF 1)
			1



PLAN AT EL. +7.630
TOTAL HORIZONTAL BRACING AREA: 76mm)
SCALE 1:30

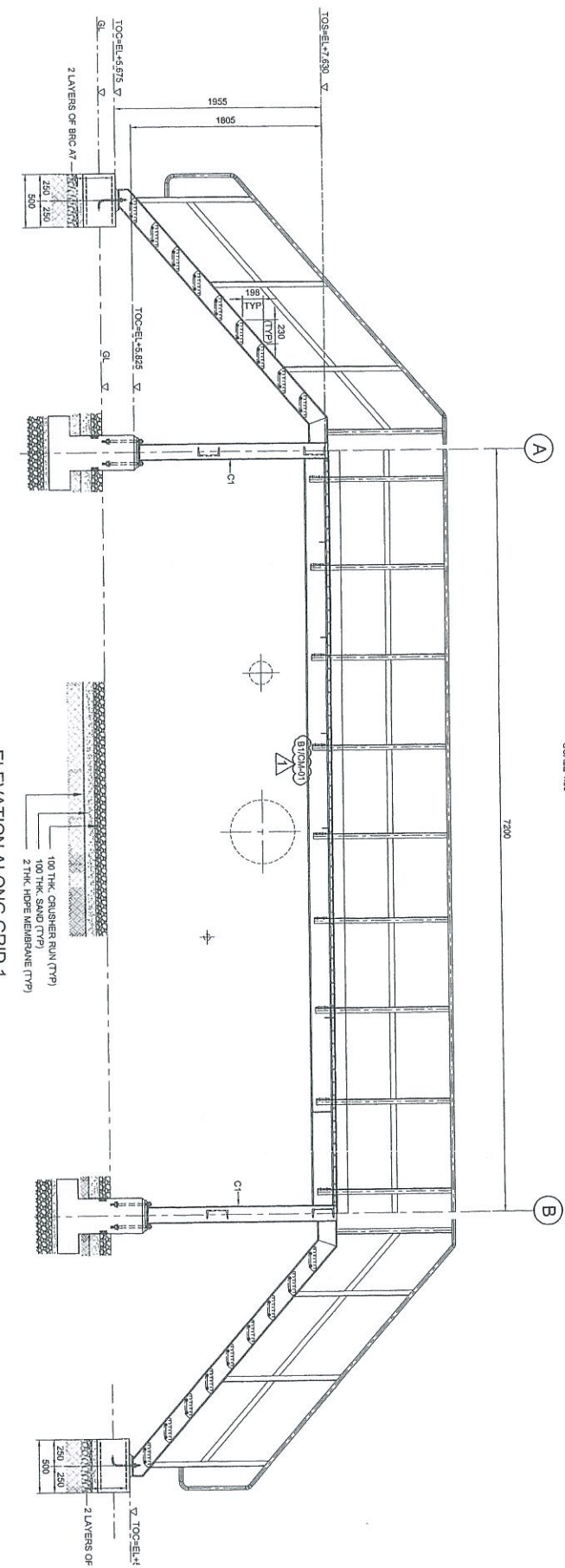
APPROVED FOR CONSTRUCTION

- NOTES:**
1. ALL DIMENSIONS ARE IN MILLIMETERS & LEVELS IN METERS
 2. READ THIS DWG. IN CONJUNCTION WITH
DWG. No: DH0008-ENG-C-PF-0001
 3. FOR STRUCTURE NOTES REFER TO DWG. NO:
DH0008-ENG-C-NL-0001.
 4. PENGERANG OVERALL MASTER PLAN REFER
DWG. No: DH0008-ENG-PF-0-0001
 5. FOR STANDARD CONNECTION DETAILS REFER
DWG. No: DH0008-ENG-C-SJ-0011 TO 0020
 6. FOR STANDARD ANCHOR BOLT DETAILS REFER
DWG. No: DH0008-ENG-C-SJ-0001
 7. FOR STANDARD HANGAR DETAILS REFER
DWG. No: DH0008-ENG-C-SJ-0003
 8. FOR STANDARD STAIRCASE DETAILS REFER
DWG. No: DH0008-ENG-C-SJ-0005
 9. FOR STANDARD GRATING DETAILS REFER
DWG. No: DH0008-ENG-C-SJ-0007
 10. FOR FOUNDATION & CONNECTION DETAILS REFER
DWG. No: DH0008-ENG-C-SJ-0005
 11. ALL CONNECTIONS ARE BOLTED CONNECTIONS.
 12. ALL THE STRUCTURAL MEMBERS HAVE TO BE
HOT DIPPE GALVANIZED

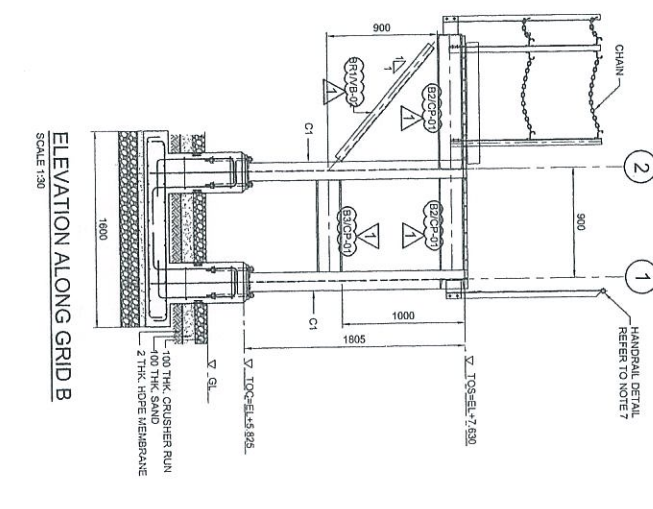
ABBREVIATION:
B1/B2-P-01 = MEMBER SIZE & C-P-01 = CONNECTION TYPE
T.O.C. = TOP OF CONCRETE
F.F.L. = FINISHED PLATFORM LEVEL
G.L. = GROUND LEVEL
T.O.S. = TOP OF STEEL

LEGENDS:

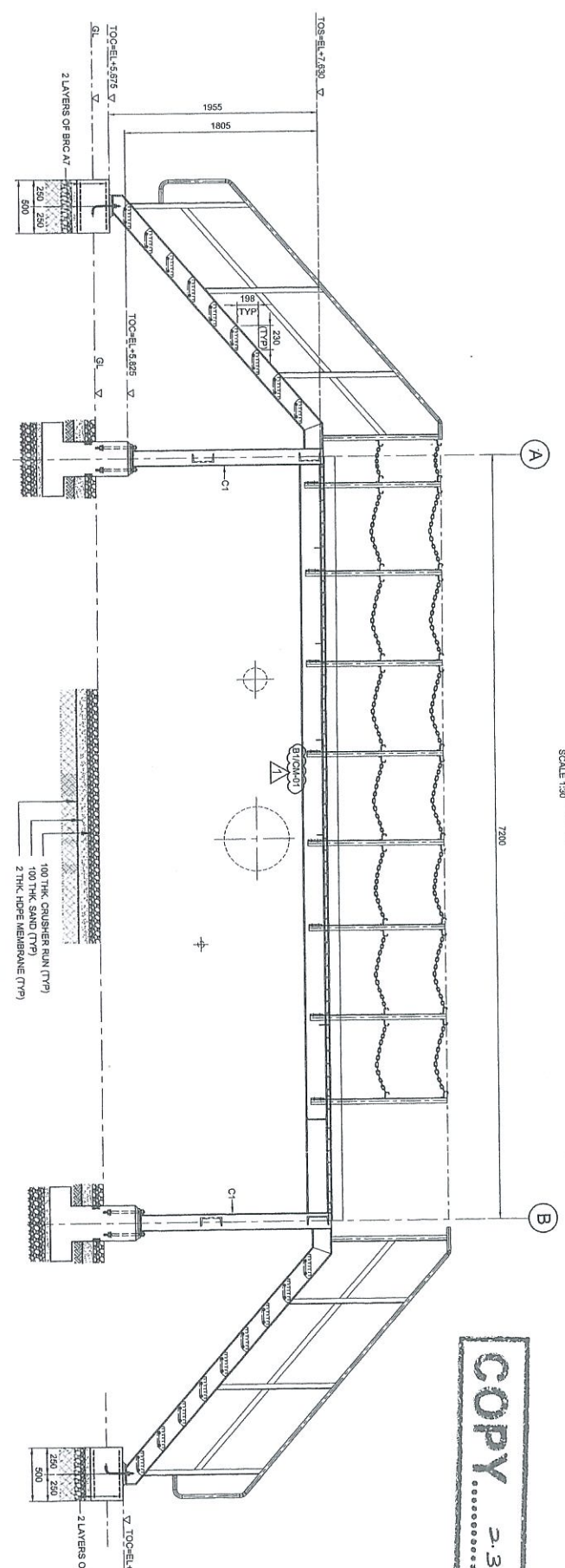
MARKING	SIZE	NOTE
C1	UC 152 X 152 X 23 KGM	COLUMN
B1	C 200 X 80 X 24 KGM	BEAM
B2	C 200 X 80 X 24 KGM	BEAM
B3	C 200 X 80 X 24 KGM	BEAM
B4	L 85 X 65 X 6 THK	BRACING



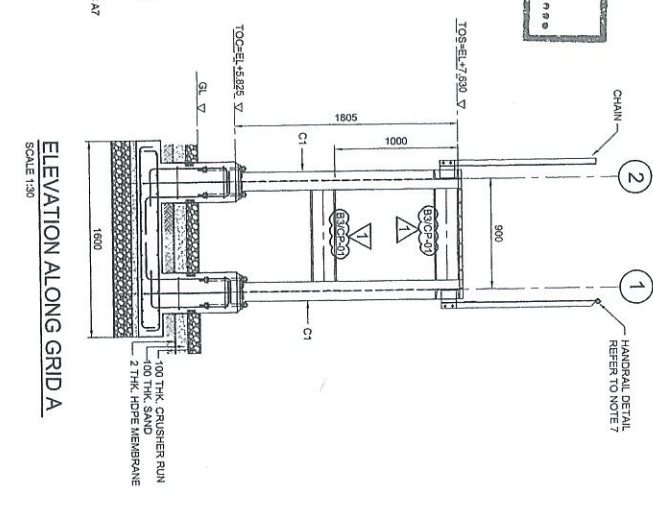
ELEVATION ALONG GRID 1
SCALE 1:30



ELEVATION ALONG GRID B
SCALE 1:30



ELEVATION ALONG GRID 2
SCALE 1:30



ELEVATION ALONG GRID A
SCALE 1:30

COPY 2.3

NO.	DESCRIPTION	BY	CHK'D	DATE
1	ISSUED FOR CONSTRUCTION	SBS	WKL/ZJ	27.06.13
0	ISSUED FOR APPROVAL	KSR	WKL/ZJ	12.11.12
A	ISSUED FOR REVIEW	XSR	WKL/ZJ	06.09.12

PROJECT TITLE:
INDEPENDENT DEEPWATER PETROLEUM
TERMINAL AT PENGERANG

PROJECT OWNER:
PENGERANG INDEPENDENT TERMINALS SDN.BHD.

SPCC CONTRIBUTOR:
DIALOG E & C SDN. BHD. (189299-U)
109, BLOCK G, PHLEO DAMANSARA 1,
NO. 9, JALAN 19/11, 46350 PETALING JAYA, SELANGOR.


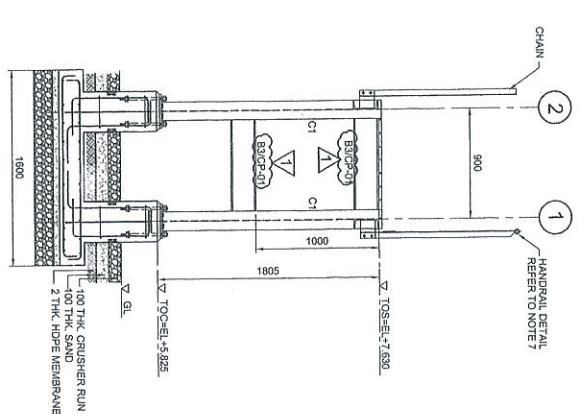
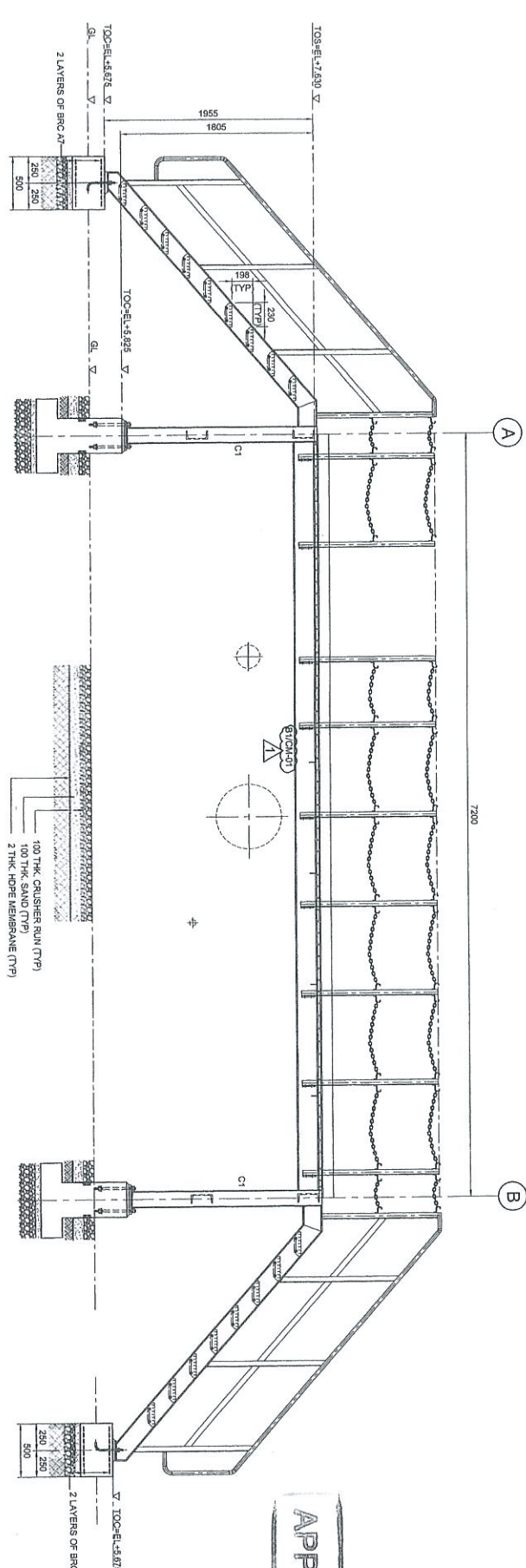
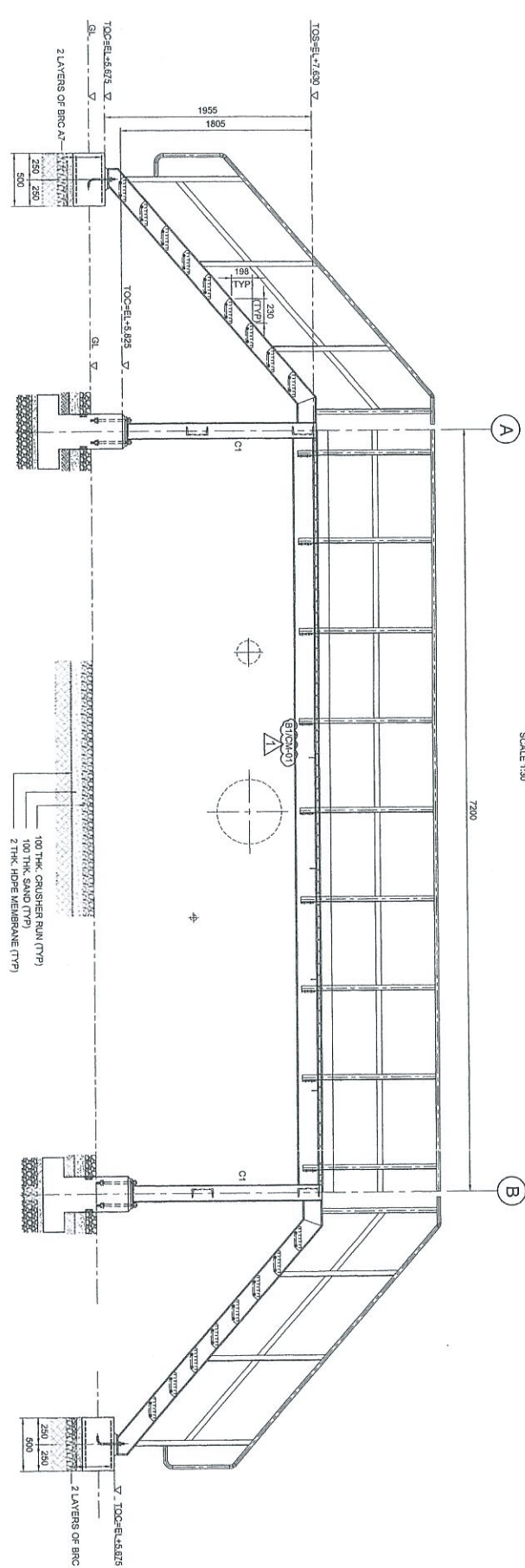
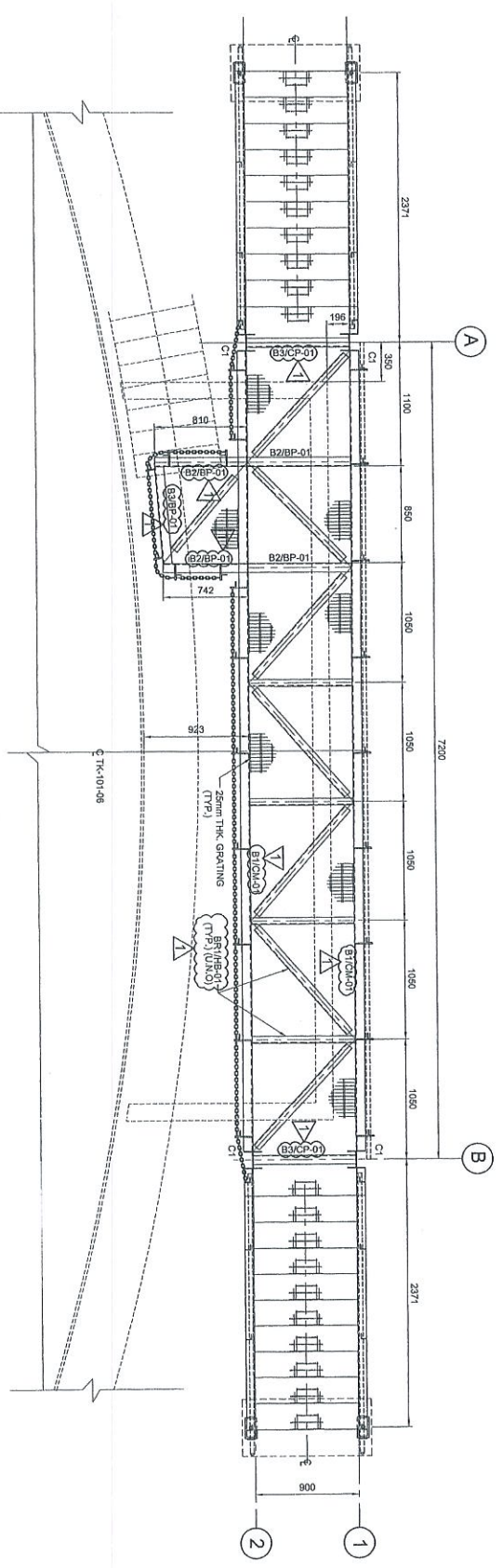
DRAWING TITLE:
PLAN & SECTIONAL DETAILS OF
OPERATING PLATFORM 101-OPF-04
FOR TANKPIT-101

SCALE: 1:30

DATE: 06.09.12

DWG. NO.: DH0008-ENG-C-PF-0042

DATE	BY	CHK'D	DATE
06.09.12	SBS	WKL/ZJ	06.09.12



- NOTES:**
1. ALL DIMENSIONS ARE IN MILLIMETERS & LEVELS IN METERS
 2. READ THIS DWG. IN CONJUNCTION WITH
 3. FOR STRUCTURE NOTES, REFER TO DWG NO. DH0008-ENG-C-01-0001.
 4. PENGERANG OVERALL MASTER PLAN REFER DWG. NO. DH0008-ENG-P-01-0001
 5. FOR STANDARD CONNECTION DETAILS REFER DWG. NO. DH0008-ENG-C-50-0011 TO 0020
 6. FOR STANDARD ANCHOR BOLT DETAILS REFER DWG. NO. DH0008-ENG-C-50-0001
 7. FOR STANDARD HANDRAIL DETAILS REFER DWG. NO. DH0008-ENG-C-50-0003
 8. FOR STANDARD SHOROSE DETAILS REFER DWG. NO. DH0008-ENG-C-50-0005
 9. FOR STANDARD GAINING DETAILS REFER DWG. NO. DH0008-ENG-C-50-0007
 10. FOR FOUNDATION & CONNECTION DETAILS REFER DWG. NO. DH0008-ENG-C-50-0075
 11. ALL CONNECTIONS ARE BOUTED CONNECTIONS.
 12. ALL THE STRUCTURAL MEMBERS HAVE TO BE HOT DIPPED GALVANIZED.

ABBREVIATION:
 B1/CP-01 : B1 = MEMBER SIZE & CP-01 = CONNECTION TYPE
 TOC. = TOP OF CONCRETE
 FPL. = FINISHED PLATFORM LEVEL
 GL. = GROUND LEVEL
 TOS. = TOP OF STEEL

LEGENDS:

MARKING	SIZE	NOTE
CP1	UC 153 X 153 X 23 KGM	COLUMN
B1*	C 200 X 80 X 24 KGM	BEAM
B2	C 200 X 80 X 24 KGM	BEAM
B3	C 200 X 80 X 24 KGM	BEAM
BR*	L 85 X 65 X 6.7 THK	BRACING

COPY 2.3

APPROVED FOR CONSTRUCTION

Prep. No.	DP-002
Check	OK
Drawn	KSR
Scale	1:30
Date	06.09.12
File Name	DH0008-ENG-C-PF-0043
Sheet No.	1 of 1

PROJECT OWNER:
 INDEPENDENT DEEPWATER PETROLEUM TERMINAL AT PENGERANG

PROJECT CONTRACTOR:
 DIALOG E & C SDN. BHD. (19220-U)
 109, BLOK C, PULAU DAMAISSA 1,
 NO. 9, JALAN 19/11, 43500 PETALING JAYA, SELANGOR.

PROJECT TITLE:
 INDEPENDENT DEEPWATER PETROLEUM TERMINAL AT PENGERANG

PROJECT OWNER:
 PENGERANG INDEPENDENT TERMINALS SDN. BHD.

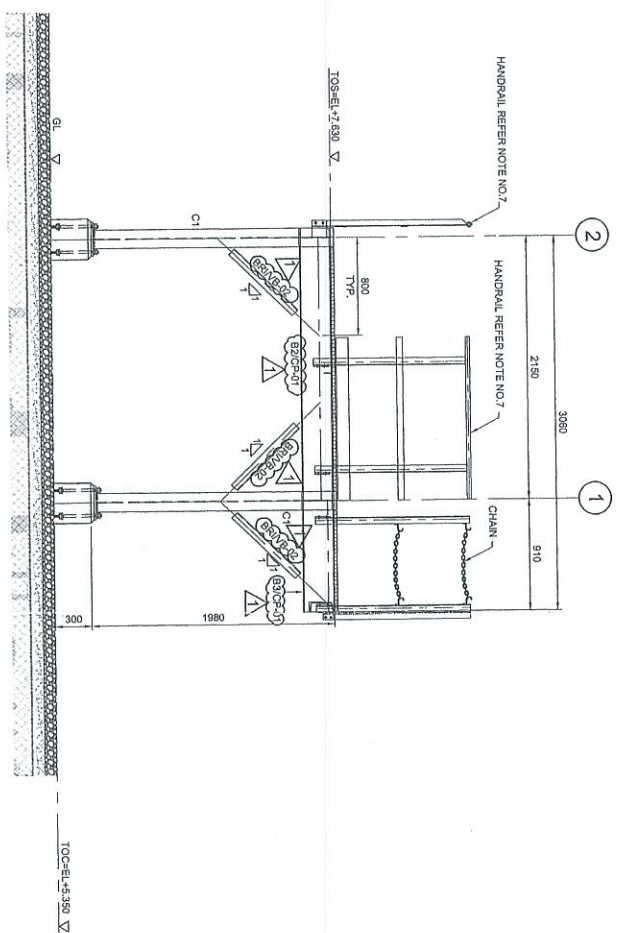
EPCC CONTRACTOR:
 DIALOG E & C SDN. BHD. (19220-U)
 109 BLOK C, PULAU DAMAISSA 1,
 NO. 9, JALAN 19/11, 43500 PETALING JAYA, SELANGOR.

DRAWING TITLE:
 PLAN & SECTIONAL DETAILS OF OPERATING PLATFORM 101-OPF-06 FOR TANKPT-101

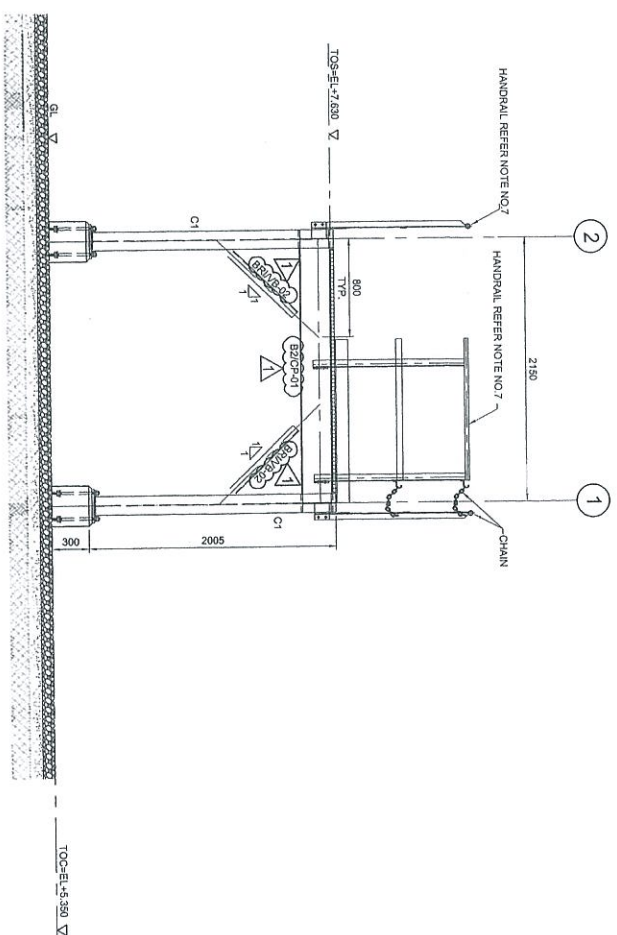
SCALE: 1:30

DATE: 06.09.12

DWG. NO.: DH0008-ENG-C-PF-0043

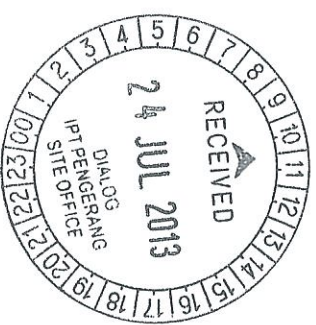


ELEVATION ALONG GRID A
SCALE 1:30



ELEVATION ALONG GRID B
SCALE 1:30

APPROVED FOR CONSTRUCTION



COPY 2.3

Revised	By	Date	Reason

- NOTES:
1. ALL DIMENSIONS ARE IN MILLIMETERS & LEVELS IN METERS
 2. READ THIS DWG. IN CONJUNCTION WITH
DMG. No: DH0008-ENG-C-PF-0001
 3. FOR STRUCTURE NOTES REFER TO DMG NO:
DH0008-ENG-C-DM-0001
 4. PENERANG OVERALL MASTER PLAN REFER
DMG. No: DH0008-ENG-P-0-0001
 5. FOR STANDARD CONNECTION DETAILS REFER
DMG. No: DH0008-ENG-C-S0-0011 TO 0020
 6. FOR STANDARD ANCHOR BOLT DETAILS REFER
DMG. No: DH0008-ENG-C-S0-0001
 7. FOR STANDARD HANDRAIL DETAILS REFER
DMG. No: DH0008-ENG-C-S0-0003
 8. FOR STANDARD STAIRCASE DETAILS REFER
DMG. No: DH0008-ENG-C-S0-0005
 9. FOR STANDARD GATING DETAILS REFER
DMG. No: DH0008-ENG-C-S0-0007
 10. FOR FOUNDATION & CONNECTION DETAILS REFER
DMG. No: DH0008-ENG-C-S0-0075
 11. ALL CONNECTIONS ARE BOLTED CONNECTIONS
 12. ALL THE STRUCTURAL MEMBERS HAVE TO BE
HOT DIPPED GALVANIZED.

ABBREVIATION:

- B1/Cp-01 B1 = MEMBER SIZE & Cp-01 = CONNECTION TYPE
 TOC = TOP OF CONCRETE
 FPL = FINISHED PLATFORM LEVEL
 GL = GROUND LEVEL
 TOS = TOP OF STEEL

LEGENDS:

MARKING	SIZE	NOTE
C1	UC 152x152x23 KG/M	COLUMN
B1	UB 258x146x27 KG/M	BEAM
B2	UB 254x110x22 KG/M	BEAM
B3	UB 254x102x22 KG/M	BEAM
BH1	L 85 x 65 x 8 THK	BRACE



PROJECT TITLE:
 INDEPENDENT DEEPWATER PETROLEUM
 TERMINAL AT PENERANG

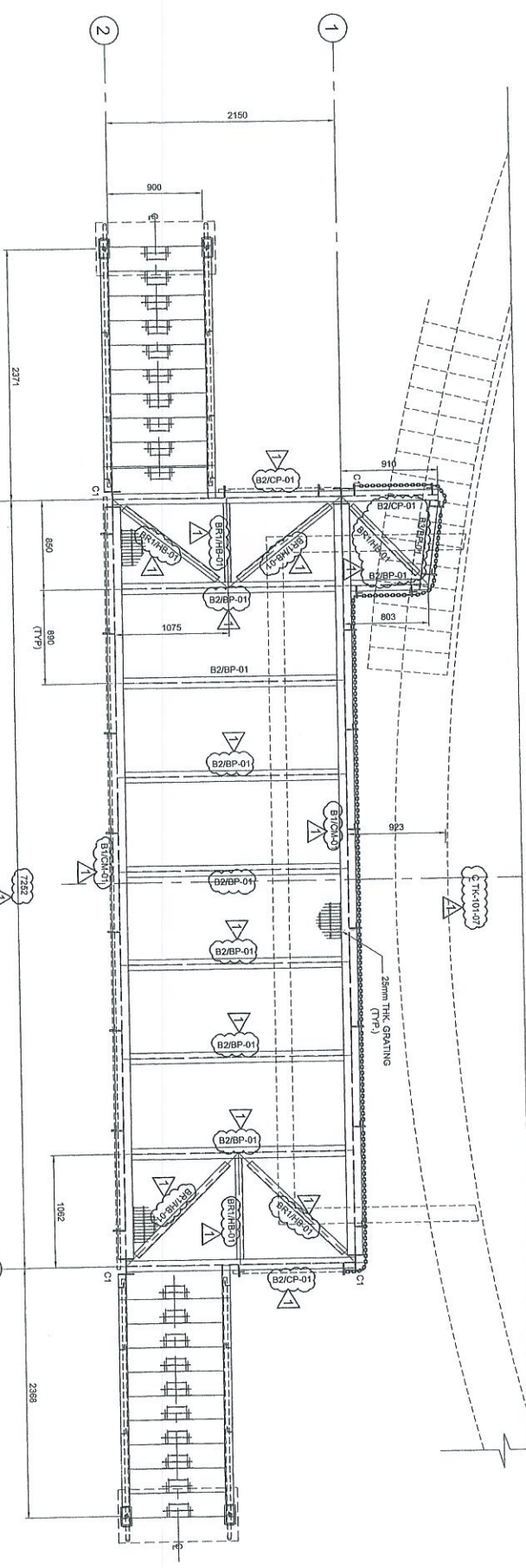
PROJECT OWNER:
 PENERANG INDEPENDENT TERMINALS SDN.BHD.

EPC CONTRACTOR:
 DIALOG E & C SDN. BHD. (189290-U)
 109, BLOK C, PHELO BUNUSARA 1,
 NO. 9, JALAN 15/11, 46350 PETALING JAYA, SELANGOR.

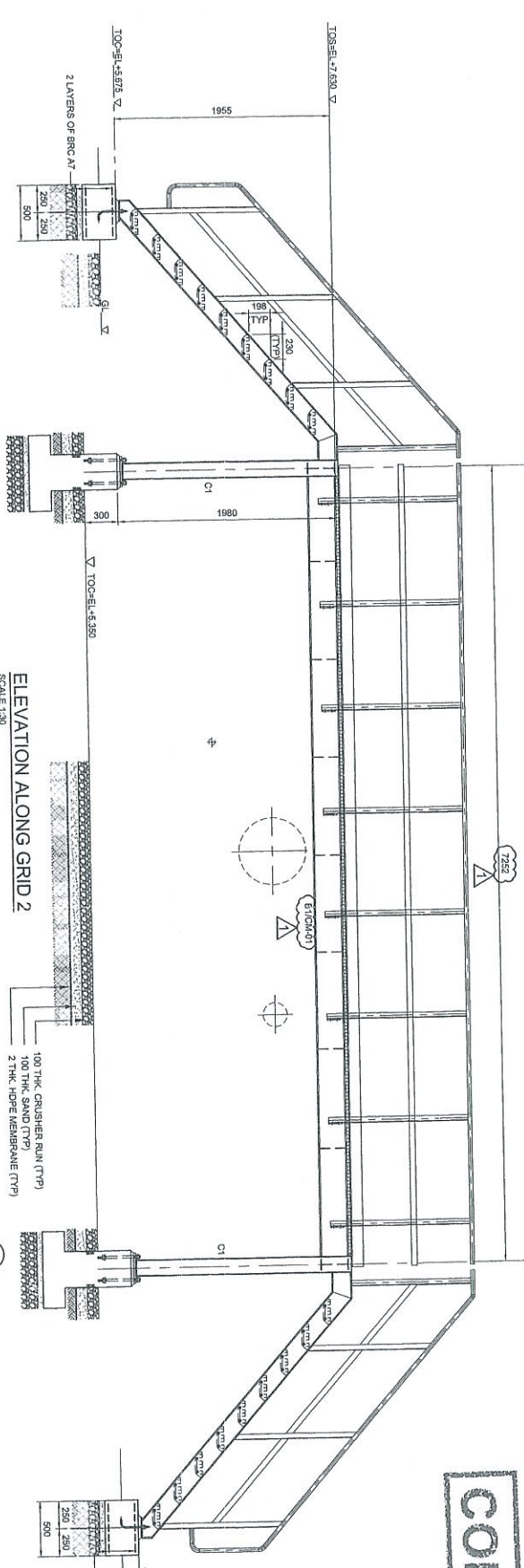
DRAWING TITLE:

PLAN & SECTIONAL DETAILS OF
 OPERATING PLATFORM-101-OPF-07
 FOR TANKPIT-101

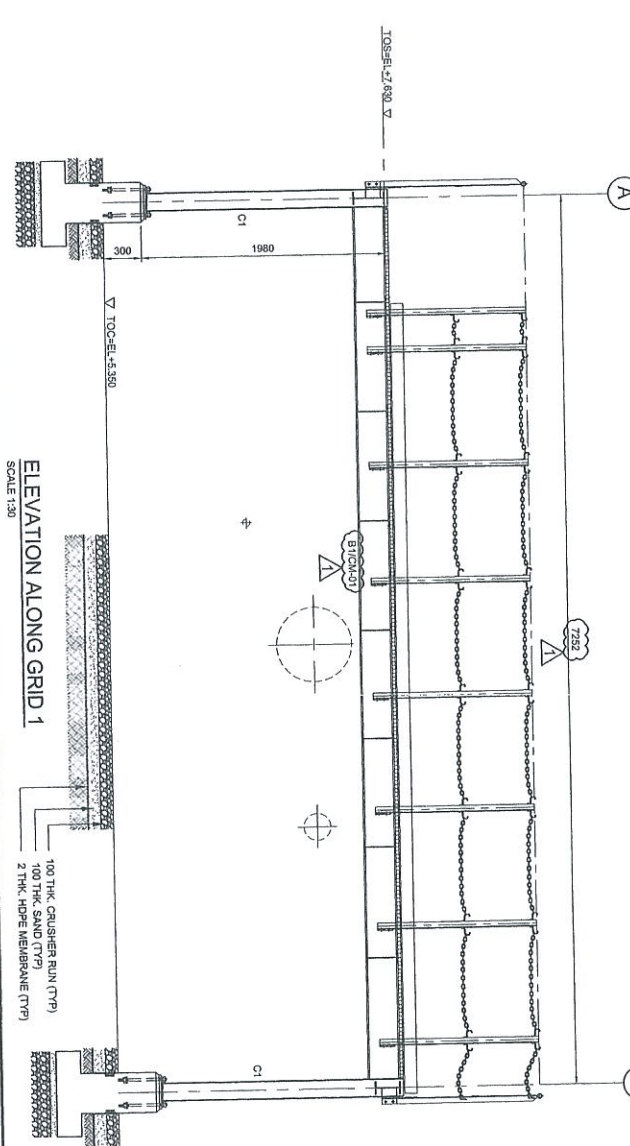
SCALE : 1:30	CHECKED : WK/JZ
DRAWN : KSR	APPROVED : LKL
DATE : 30.08.12	FILENAME : DH0008-ENG-C-PF-0044
DMG. NO. : DH0008-ENG-C-PF-0044	SHT. NO. REV. : 1
	(2 OF 2)




PLAN AT EL. +7.630
(ALL HORIZONTAL BRACINGS ARE AT 75mm)
SCALE 1:30



ELEVATION ALONG GRID 2
SCALE 1:30



ELEVATION ALONG GRID 1
SCALE 1:30



COPY 2.3

APPROVED FOR CONSTRUCTION

MARKING	SIZE	NOTE
C1	UC150x150x23 KG/M	COLUMN
B1	UB 250x140x27 KG/M	BEAM
B2	UB 254x102x21 KG/M	BEAM
B3	UB 254x102x21 KG/M	BEAM
B2/BP-01	LSB x 63 x 4.6 THK	BRACE

- NOTES:
- ALL DIMENSIONS ARE IN MILLIMETERS & LEVELS IN METERS
 - READ THIS DWG. IN CONJUNCTION WITH DWG. NO. DH0008-ENG-C-PF-0001
 - FOR STRUCTURE NOTES, REFER TO DWG. NO. DH0008-ENG-C-SI-0001.
 - PENGERANG OVERALL MASTER PLAN REFER DWG. NO. DH0008-ENG-P-0-0001
 - FOR STANDARD CONNECTION DETAILS REFER DWG. NO. DH0008-ENG-C-SI-0011 TO 0020
 - FOR STANDARD ANCHOR BOLT DETAILS REFER DWG. NO. DH0008-ENG-C-SI-0001
 - FOR STANDARD HANGING DETAILS REFER DWG. NO. DH0008-ENG-C-SI-0003
 - FOR STANDARD STAIRCASE DETAILS REFER DWG. NO. DH0008-ENG-C-SI-0005
 - FOR STANDARD GRATING DETAILS REFER DWG. NO. DH0008-ENG-C-SI-0007
 - FOR FOUNDATION & CONNECTION DETAILS REFER DWG. NO. DH0008-ENG-C-SI-0075
 - ALL CONNECTIONS ARE BOLTED CONNECTIONS.
 - ALL THE STRUCTURAL MEMBERS HAVE TO BE HOT DIPPED GALVANIZED.

ABBREVIATION:

- B1/CP-01 : B1 = MEMBER SIZE & CP-01 = CONNECTION TYPE
 TOC = TOP OF CONCRETE
 FFL = FINISHED FLOOR LEVEL
 GL = GROUND LEVEL
 TOS = TOP OF STEEL

LEGENDS:

PROJECT TITLE:
 INDEPENDENT DEEPWATER PETROLEUM
 TERMINAL AT PENGERANG

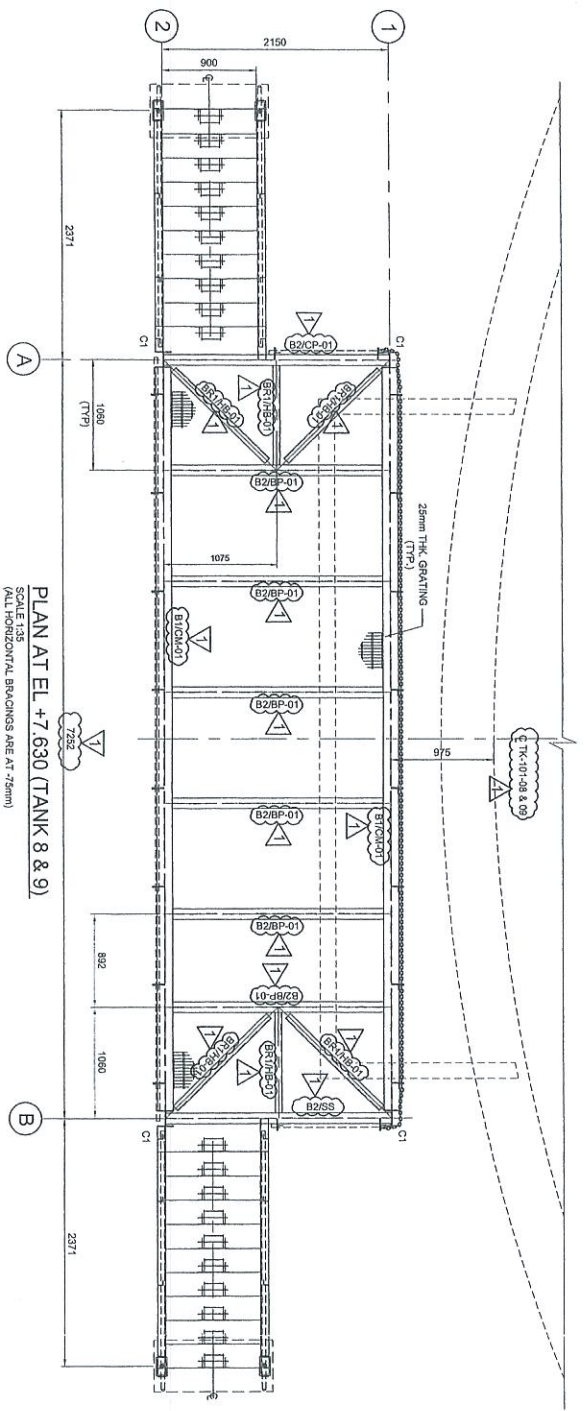
PROJECT OWNER:
 PENGERANG INDEPENDENT TERMINALS SDN.BHD.

EPCC CONTRACTOR:
 DIALOG E & C SDN. BHD. (189290-U)
 109, BLOK C, PULAU DAUNSERI, 1
 NO. 9, WILKIN 16/11, 45390 PETALING JAYA, SELANGOR.

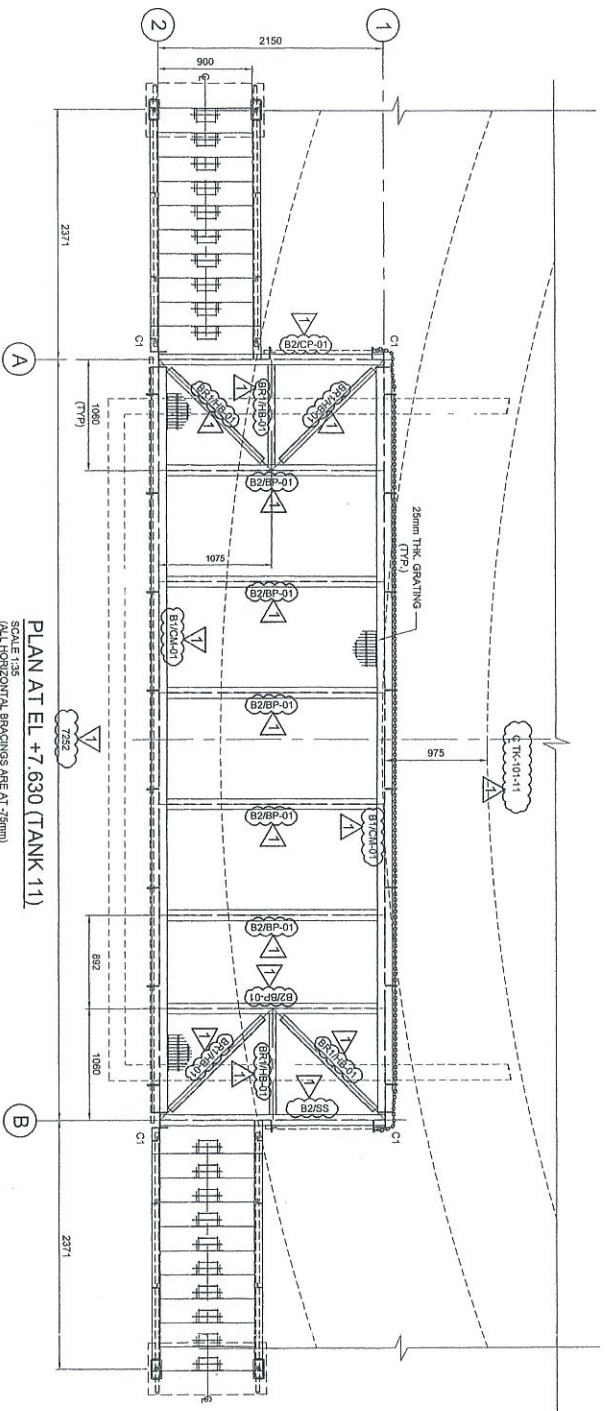
DRAWING TITLE:
 PLAN & SECTIONAL DETAILS OF
 OPERATING PLATFORM-101-OPF-07
 FOR TANKPIT-101

SCALE : 1:30	CHECKED : WK/LZ
DRAWN : CNK	APPROVED : LMK
DATE : 06.09.12	FILENAME : DH0008-ENG-C-PF-0044
DWG. NO. : DH0008-ENG-C-PF-0044	SHT. NO. REV. : 1

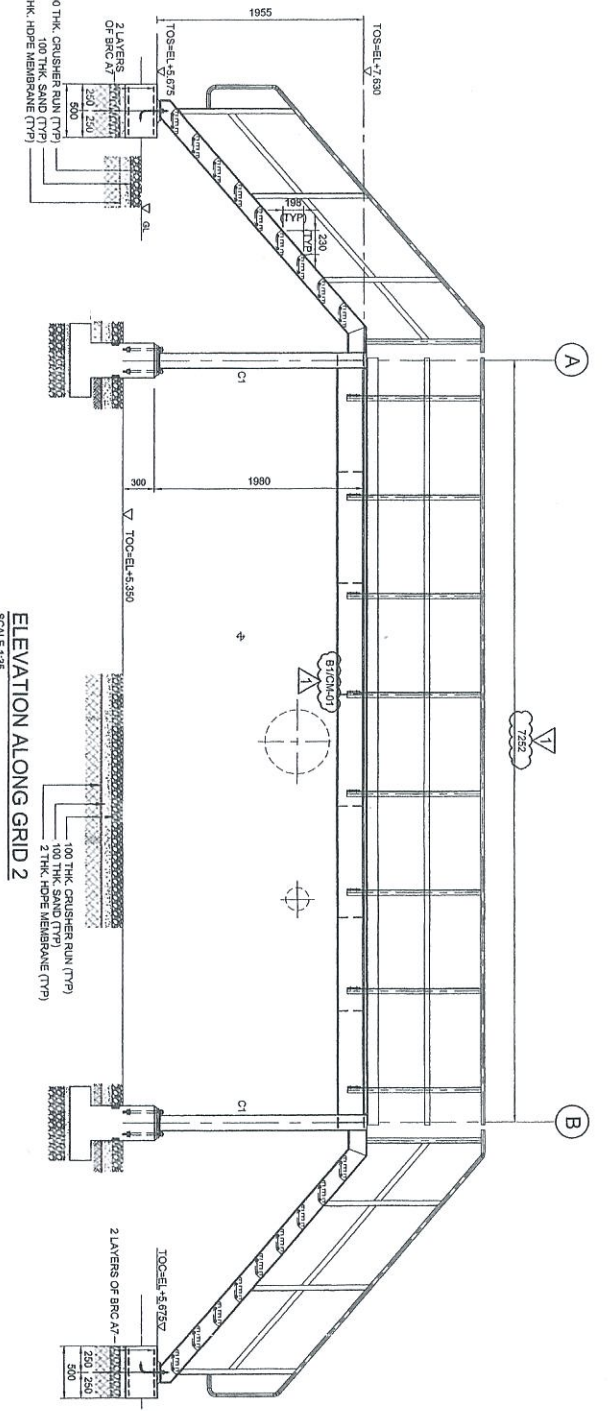
Revisi	Uraian	Tgl. No.	Dibuat
1			
2			
3			
4			
5			
6			
7			
8			
9			
10			
11			
12			
13			
14			
15			
16			
17			
18			
19			
20			
21			
22			
23			
24			
25			
26			
27			
28			
29			
30			
31			



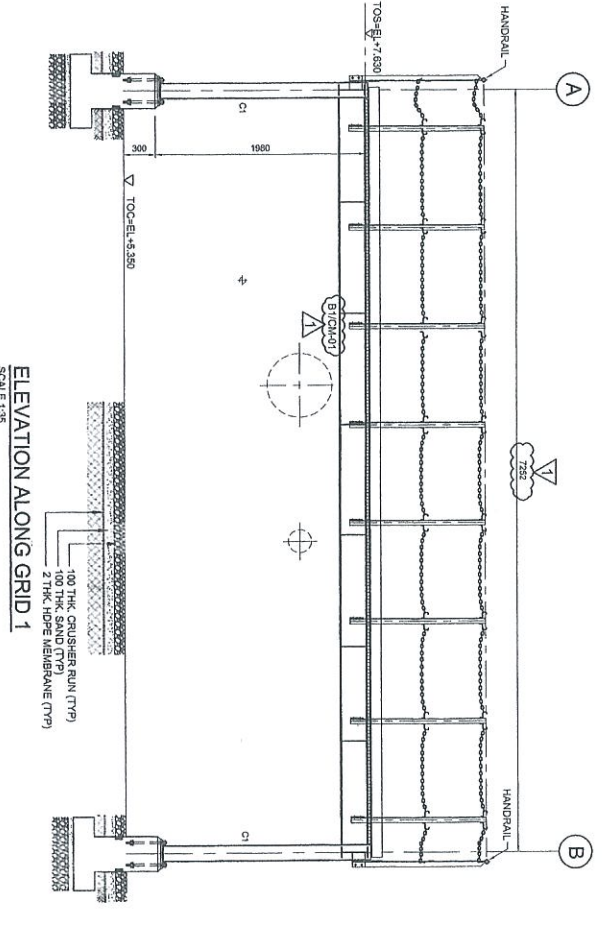
PLAN AT EL +7.630 (TANK 8 & 9)
SCALE 1:35
(ALL HORIZONTAL DIMENSIONS ARE AT ±0mm)



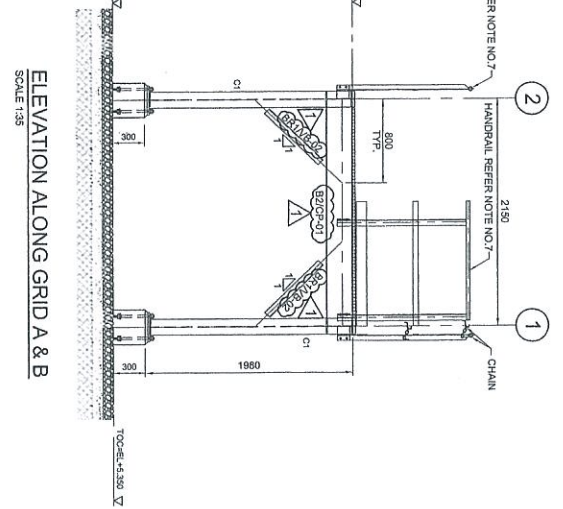
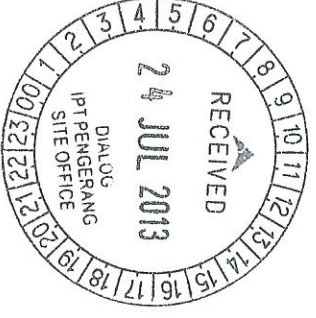
PLAN AT EL +7.630 (TANK 11)
SCALE 1:35
(ALL HORIZONTAL DIMENSIONS ARE AT ±0mm)



ELEVATION ALONG GRID 2
SCALE 1:35



ELEVATION ALONG GRID 1
SCALE 1:35



ELEVATION ALONG GRID A & B
SCALE 1:35

COPY 2.3

APPROVED FOR CONSTRUCTION

- NOTES:**
1. ALL DIMENSIONS ARE IN MILLIMETERS & LEVELS IN METERS
 2. READ THIS DWG. IN CONJUNCTION WITH
 Dwg. No: DH0008-ENG-C-PF-0001
 3. FOR STRUCTURE NOTES, REFER TO DWG NO:
 DH0008-ENG-C-01-0001
 4. PENGERANG OVERALL MASTER PLOT PLAN REFER
 DWG. No: DH0008-ENG-P-0-0001
 5. FOR STANDARD CONNECTION DETAILS REFER
 DWG. No: DH0008-ENG-C-S0-0011 TO 0020
 6. FOR STANDARD ANCHOR BOLT DETAILS REFER
 DWG. No: DH0008-ENG-C-S0-0001
 7. FOR STANDARD HANDRAIL DETAILS REFER
 DWG. No: DH0008-ENG-C-S0-0003
 8. FOR STANDARD STARROSE DETAILS REFER
 DWG. No: DH0008-ENG-C-S0-0005
 9. FOR STANDARD GRATING DETAILS REFER
 DWG. No: DH0008-ENG-C-S0-0007
 10. FOR FOUNDATION & CONNECTION DETAILS REFER
 DWG. No: DH0008-ENG-C-S0-0075
 11. ALL CONNECTIONS ARE BOLTED CONNECTIONS.
 12. ALL THE STRUCTURAL MEMBERS HAVE TO BE HOT DIPPEP GALVANIZED.

ABBREVIATION:

B1/OP-01 B1 = MEMBER SIZE & OP-01 = CONNECTION TYPE.
 TOC. = TOP OF CONCRETE.
 FFL. = FINISHED PLATFORM LEVEL.
 GL. = GROUND LEVEL.
 TOS. = TOP OF STEEL.

LEGENDS:

MARKING	SIZE	NOTE
C1	UC 18x15x23x23 KGM	COLUMN
B1	UB 25x17x0.23 KGM	BEAM
B2	UB 25x17x0.23 KGM	BEAM
B3	UB 25x17x0.23 KGM	BEAM
BHT	L 85 x 65 x 6 THK	BRACE

NO.	DESCRIPTION	BY	CHK'D	APPR.	DATE
1	APPROVED FOR CONSTRUCTION	SBS	WV		08.07.13
0	ISSUED FOR APPROVAL	KSR	WV/ZJ		12.11.12
A	ISSUED FOR REVIEW	KSR	WV/ZJ		05.09.12

PROJECT TITLE :
 INDEPENDENT DEEPWATER PETROLEUM
 TERMINAL AT PENGERANG

PROJECT OWNER :
 PENGERANG INDEPENDENT TERMINALS SDN. BHD.

EPOC CONTRACTOR :
DIALOG E & C SDN. BHD. (18290-0)
 109, BLOK G, PRILED DAMASRA 1,
 NO. 9, JALAN 19/11, 48350 PENJANG SAMA, SELANGOR.

DRAWING TITLE :
 PLAN & SECTIONAL DETAILS OF
 OPERATING PLATFORM 101-OPF-08.09 & 11
 FOR TANKPT-101

SCALE : 1:30

DRAWN : KSR

CHECKED : WV/ZJ

DATE : 06.09.12

FILENAME : DH0008-ENG-C-PF-0045

DWG. NO. : DH0008-ENG-C-PF-0045

SHT. NO. : 1

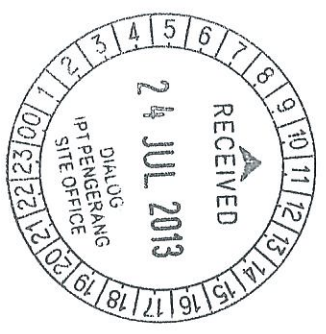
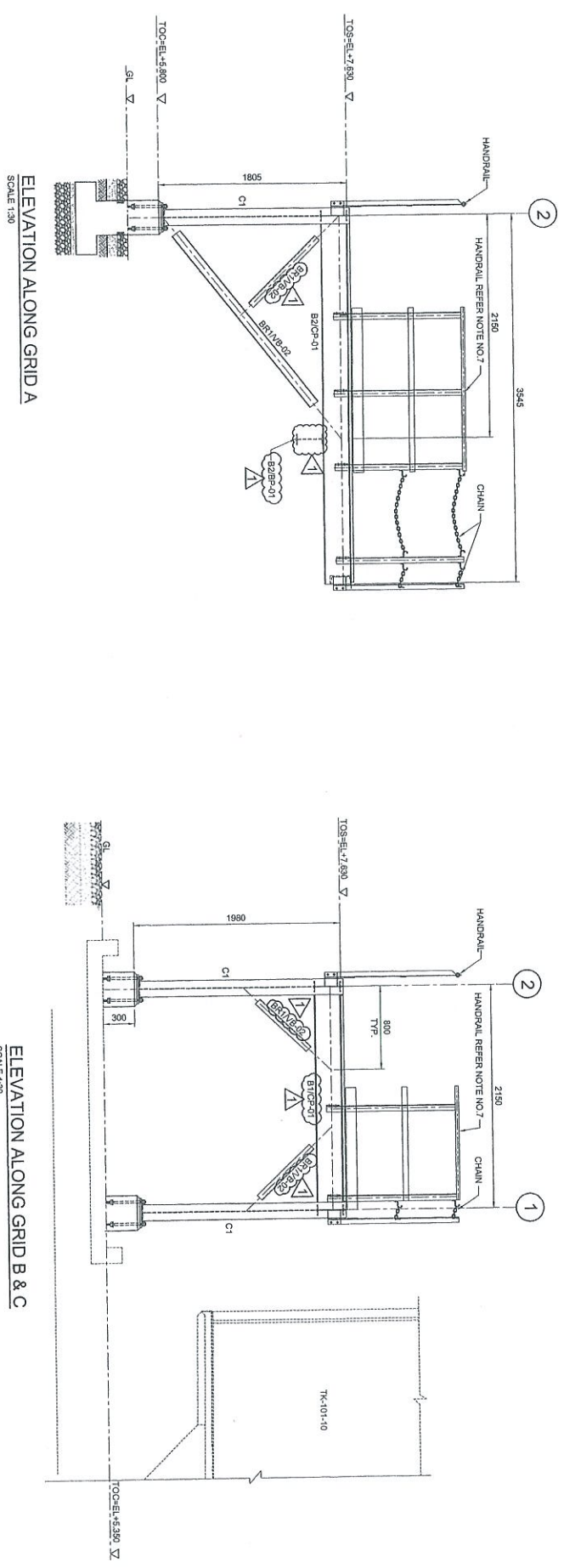
REV. :

- NOTES:**
1. ALL DIMENSIONS ARE IN MILLIMETERS & LENGTHS IN METERS
 2. READ THIS DWG. IN CONJUNCTION WITH
DWG. No: DH008-ENG-C-PF-0001
 3. FOR STRUCTURE NOTES, REFER TO DWG NO:
DH008-ENG-C-SI-0001.
 4. PENGERANG OVERALL MASTER PLOT PLAN REFER
DWG. No: DH008-ENG-P-0-0001
 5. FOR STANDARD CONNECTION DETAILS REFER
DWG. No: DH008-ENG-C-SI-0011 TO 0020
 6. FOR STANDARD ANCHOR BOLT DETAILS REFER
DWG. No: DH008-ENG-C-SI-0001
 7. FOR STANDARD HANGAR DETAILS REFER
DWG. No: DH008-ENG-C-SI-0003
 8. FOR STANDARD STAIRCASE DETAILS REFER
DWG. No: DH008-ENG-C-SI-0005
 9. FOR STANDARD GRADING DETAILS REFER
DWG. No: DH008-ENG-C-SI-0007
 10. FOR FOUNDATION & CONNECTION DETAILS REFER
DWG. No: DH008-ENG-C-SI-0075
 11. ALL CONNECTIONS ARE BOLTED CONNECTIONS.
 12. ALL THE STRUCTURAL MEMBERS HAVE TO BE
HOT DIPPED GALVANIZED.

ABBREVIATION:
 BT/CP-01 : BT = MEMBER SIZE & CP-01 = CONNECTION TYPE
 TOC = TOP OF CONCRETE
 FFL = FINISHED PLATFORM LEVEL
 GL = GROUND LEVEL
 TOS = TOP OF STEEL

LEGENDS:

MARKING	SIZE	NOTE
COL	UC 182x182x9.5x13.5x14	COLUMN
BE1	UB 254x170x22.5x14	BEAM
BE2	UB 254x170x22.5x14	BEAM
BE3	C 200x80x24	BEAM
BR1	L 85 x 85 x 8 THK	BRACE



COPY 2.3

APPROVED FOR CONSTRUCTION

Appraisal	Scale	Date	Sign
A	1:30		
B			
C			
D			

PROJECT TITLE:
 INDEPENDENT DEEPWATER PETROLEUM
 TERMINAL AT PENGERANG

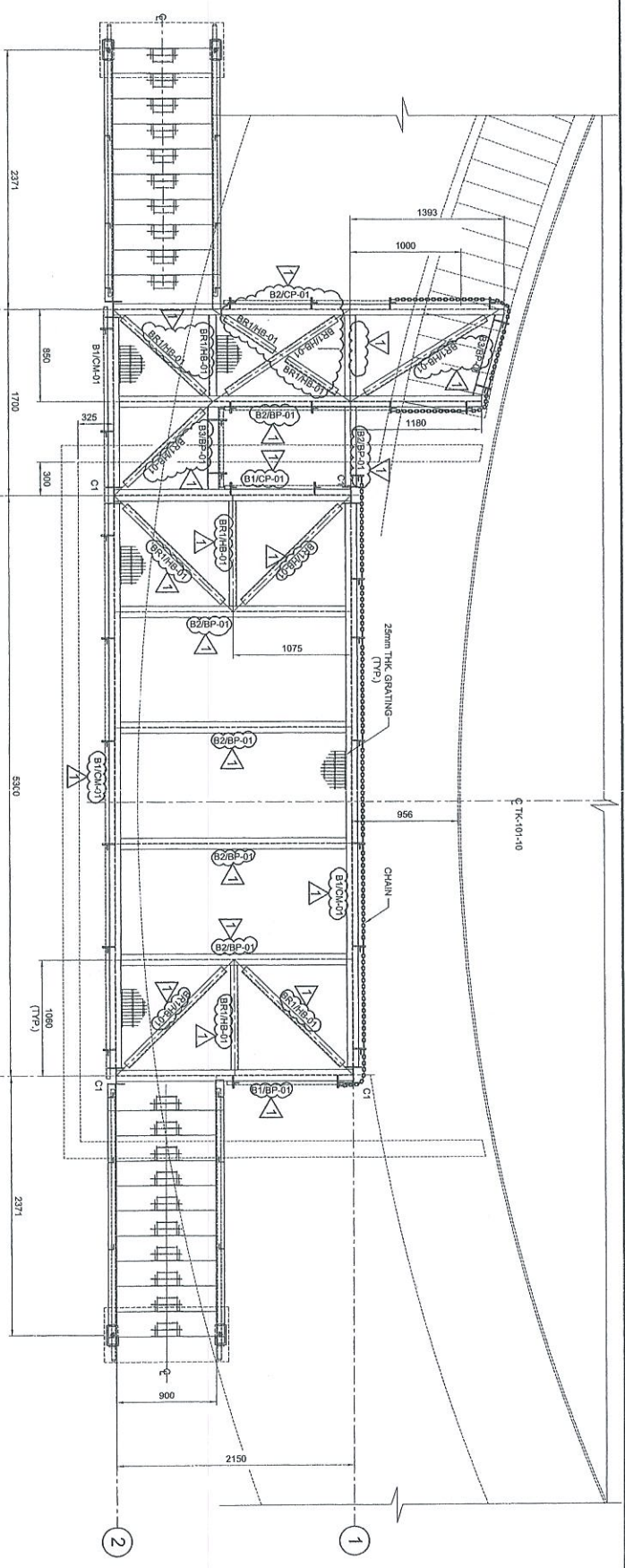
PROJECT OWNER:
 PENGERANG INDEPENDENT TERMINALS SDN. BHD.

EPCC CONTRACTOR:
 DIALOG E & C SDN. BHD. (188290-U)
 109, BLOCK 6, PHILLO DAMANSARA 1,
 NO. 9, JALAN 19/11, 46350 PETALING JAYA, SELANGOR.

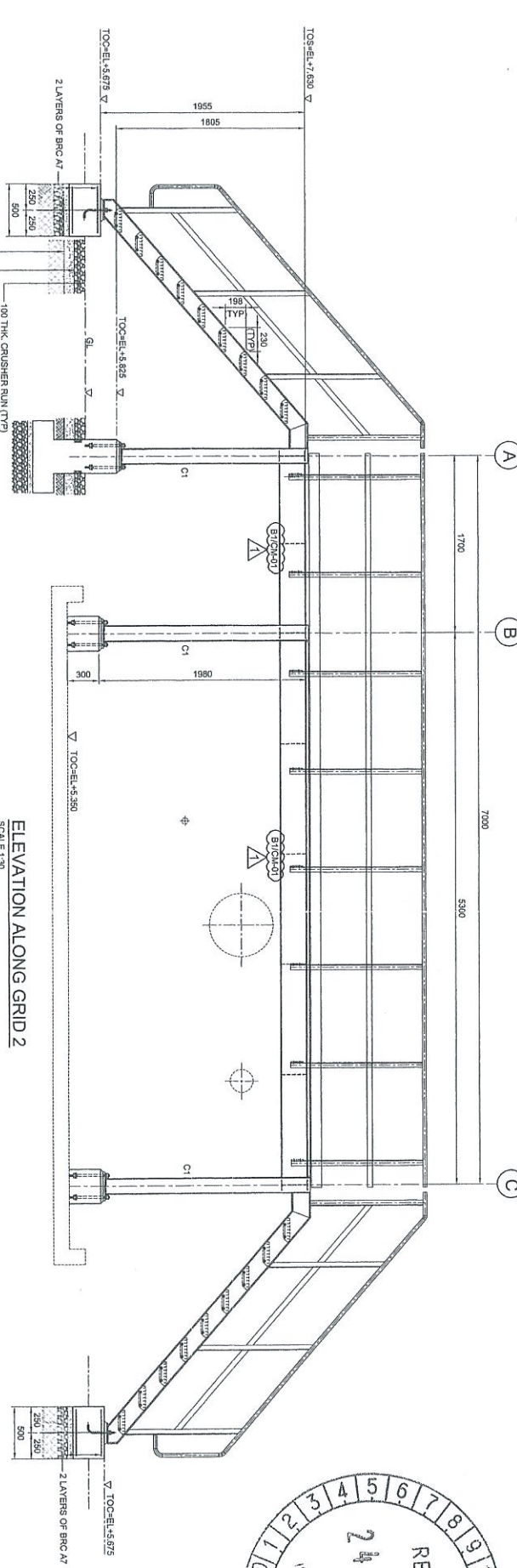
DRAWING TITLE:
 PLAN & SECTIONAL DETAILS OF
 OPERATING PLATFORM 101-OPF-10
 FOR TANKPIT-101

SCALE	CHECKED	DATE
1:30	WKL/ZJ	

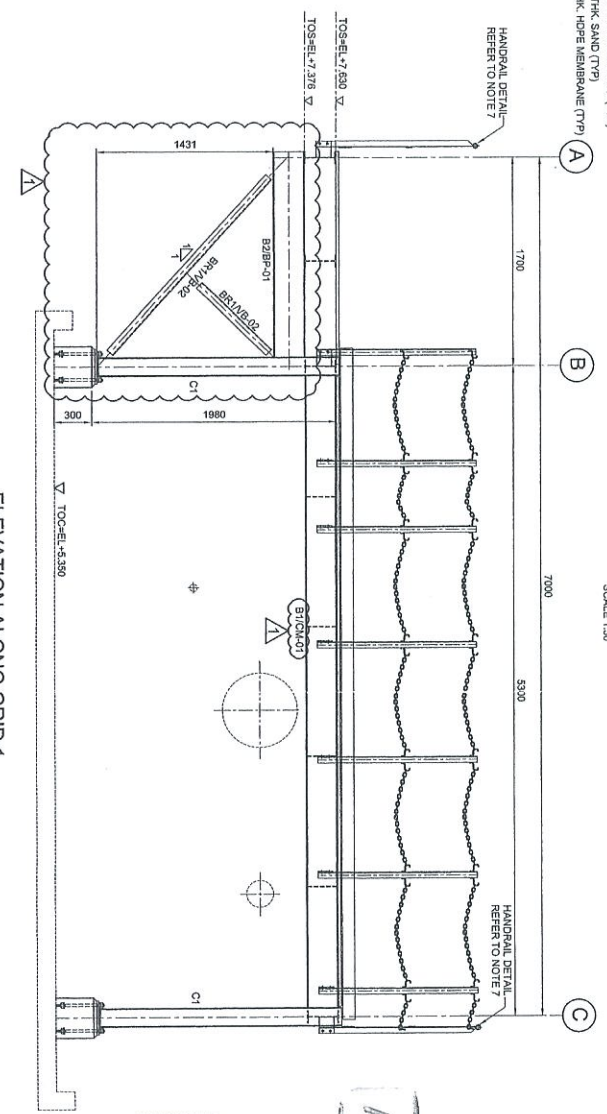
DATE	FILENAME	REV.
06.08.12	DH008-ENG-C-PF-0046	1



PLAN AT EL. +7.630
FALL HORIZONTAL BRACINGS ARE AT 75mm
SCALE 1:50



ELEVATION ALONG GRID 2
SCALE 1:50



ELEVATION ALONG GRID 1
SCALE 1:50

NOTES:

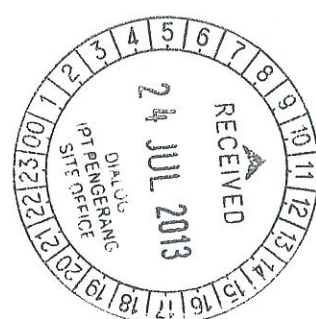
1. ALL DIMENSIONS ARE IN MILLIMETERS & LEVELS IN METERS
2. READ THIS DWG. IN CONJUNCTION WITH
DWG. No: DH0008-ENG-C-PF-0001
3. FOR STRUCTURE NOTES REFER TO DWG NO:
DH0008-ENG-C-01-0001.
4. PENGERANG OVERALL MASTER PLAN REFER
DWG. No: DH0008-ENG-P1-5-0001
5. FOR STANDARD CONNECTION DETAILS REFER
DWG. No: DH0008-ENG-C-S0-0011 TO 0020
6. FOR STANDARD ANCHOR BOLT DETAILS REFER
DWG. No: DH0008-ENG-C-S0-0001
7. FOR STANDARD MANUAL DETAILS REFER
DWG. No: DH0008-ENG-C-S0-0003
8. FOR STANDARD STAKEOUT DETAILS REFER
DWG. No: DH0008-ENG-C-S0-0005
9. FOR STANDARD GRADING DETAILS REFER
DWG. No: DH0008-ENG-C-S0-0007
10. FOR FOUNDATION & CONNECTION DETAILS REFER
DWG. No: DH0008-ENG-C-S0-0075
11. ALL CONNECTIONS ARE BOLTED CONNECTIONS.
HOT DIPPED GALVANIZED.
12. ALL THE STRUCTURAL MEMBERS HAVE TO BE
HOT DIPPED GALVANIZED.

ABBREVIATION:

- BT/CP-01 = BI = MEMBER SIZE & CP-01 = CONNECTION TYPE.
 TOC = TOP OF CONCRETE
 FPL = FINISHED PLATFORM LEVEL
 GL = GROUND LEVEL
 TOS = TOP OF STEEL

LEGENDS:

WARNING	SIZE	NOTE
CP	UC 150X150X23 KGM	COLUMN
BT	UB 240X100X27 KGM	BEAM
BZ	UB 240X100X27 KGM	BEAM
BW	C 200XD24 KGM	BEAM
BR1	L 50 X 65 X 6 THK	BRACE



APPROVED FOR CONSTRUCTION

COPY 2-3

Interdependent Responsibilities																	
Prepared	Reviewed																
<table border="1"> <tr> <td>Scale</td> <td>24mm</td> </tr> <tr> <td>Grid</td> <td>A</td> </tr> <tr> <td>Sheet</td> <td>10</td> </tr> <tr> <td>Rev</td> <td>0</td> </tr> </table>	Scale	24mm	Grid	A	Sheet	10	Rev	0	<table border="1"> <tr> <td>Scale</td> <td>24mm</td> </tr> <tr> <td>Grid</td> <td>A</td> </tr> <tr> <td>Sheet</td> <td>10</td> </tr> <tr> <td>Rev</td> <td>0</td> </tr> </table>	Scale	24mm	Grid	A	Sheet	10	Rev	0
Scale	24mm																
Grid	A																
Sheet	10																
Rev	0																
Scale	24mm																
Grid	A																
Sheet	10																
Rev	0																

NO.	DESCRIPTION	BY	CHK'D	APPR.	DATE
1	APPROVED FOR CONSTRUCTION	SBS	WKL/ZJ	LKM	27.06.13
0	ISSUED FOR APPROVAL	KSR	WKL/ZJ	LKM	12.11.12
A	ISSUED FOR REVIEW	KSR	WKL/ZJ	LKM	08.09.12

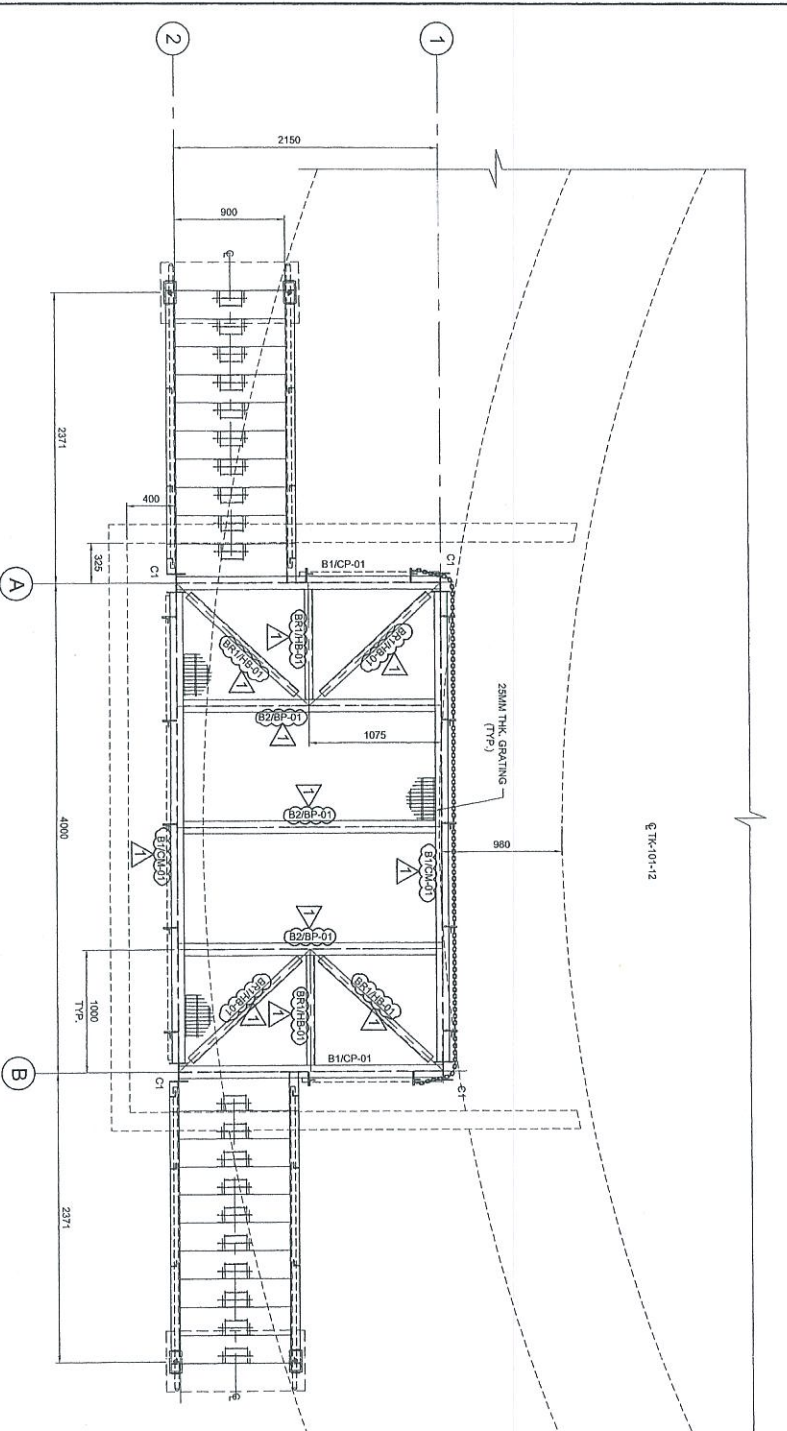
PROJECT TITLE :
**INDEPENDENT DEEPWATER PETROLEUM
 TERMINAL AT PENGERANG**

PROJECT OWNER :
PENGERANG INDEPENDENT TERMINALS SDN. BHD.

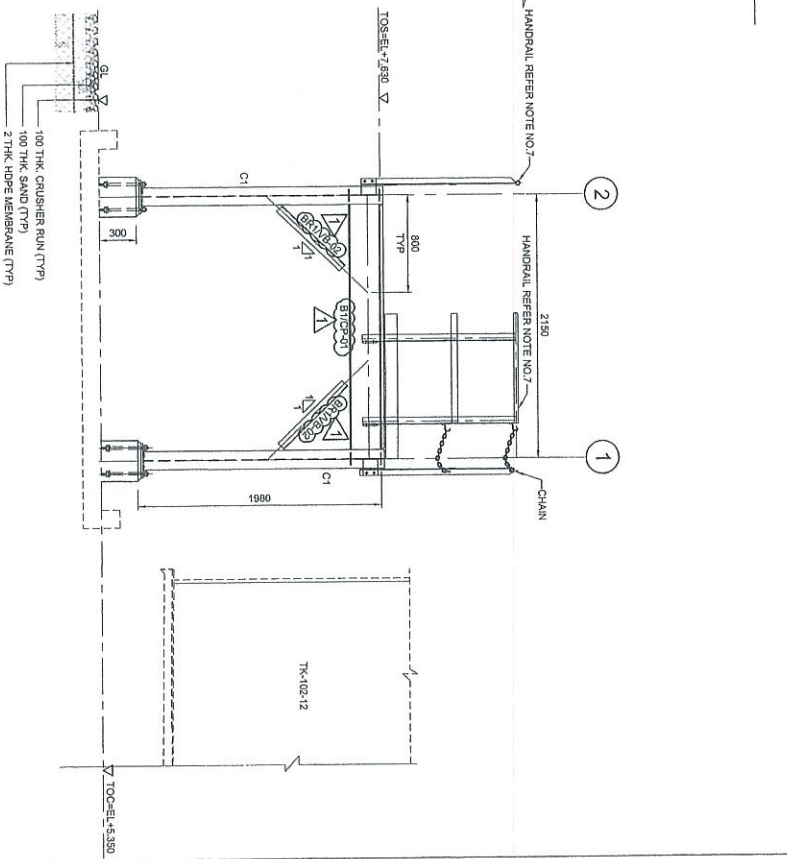
EPC CONTRACTOR :
DIALOG E & C SDN. BHD. (18239-1)
 109, BLOK G, PRILED DAMASRA 1,
 NO. 9, JALAN 19/11, 46350 PENJANG SELANGOR

DRAWING TITLE :
**PLAN & SECTIONAL DETAILS OF
 OPERATING PLATFORM 101-OPF-10
 FOR TANKPT-101**

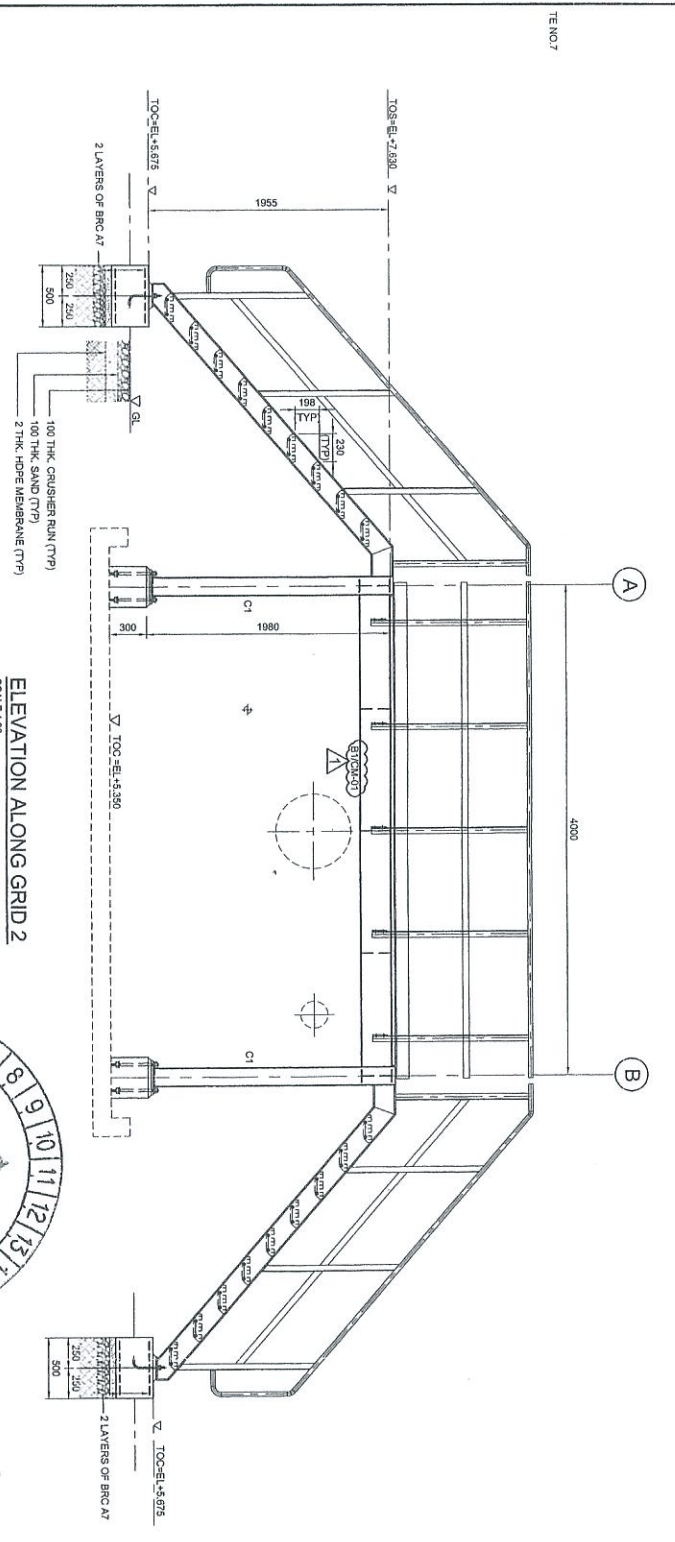
SCALE : 1:50
 DRAWN : KSR
 DATE : 08.09.12
 FILENAME : DH0008-ENG-C-PF-0046
 DWG. NO. : **DH0008-ENG-C-PF-0046**
 SHT. NO. : 1
 REV. : 1



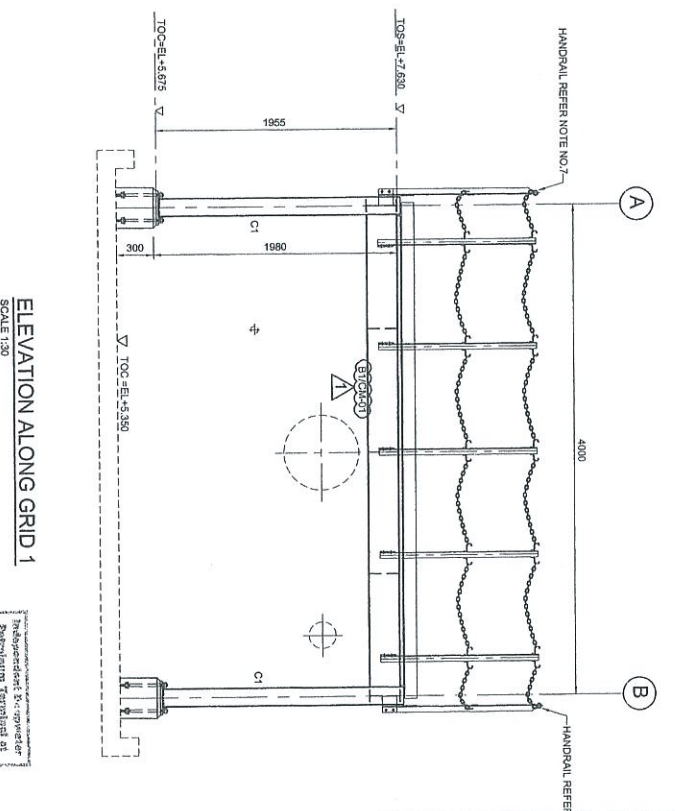
PLAN AT EL. +7.630
(ALL HORIZONTAL DIMENSIONS ARE AT 75mm)
SCALE 1:30




ELEVATION ALONG GRID A & B
SCALE 1:30



ELEVATION ALONG GRID 2
SCALE 1:30



ELEVATION ALONG GRID 1
SCALE 1:30



COPY 23

APPROVED FOR CONSTRUCTION

Prepared by	Checked by	Approved by
SKR	KKL/ZJ	KKL/ZJ
Drawn by	Checked by	Approved by
SKR	KKL/ZJ	KKL/ZJ
Scale	Scale	Scale
1:30	1:30	1:30

- NOTES:**
- ALL DIMENSIONS ARE IN MILLIMETERS & LEVELS IN METERS
 - READ THIS DWG. IN CONJUNCTION WITH DWG. NO. DH0008-ENG-C-PF-0001
 - FOR STRUCTURE NOTES, REFER TO DWG. NO. DH0008-ENG-C-SI-0001
 - PENGERANG OVERALL MASTER PLAN REFER DWG. NO. DH0008-ENG-PI-0001
 - FOR STANDARD CONNECTION DETAILS REFER DWG. NO. DH0008-ENG-C-SI-0011 TO 0020
 - FOR STANDARD ANCHOR BOLT DETAILS REFER DWG. NO. DH0008-ENG-C-SI-0001
 - FOR STANDARD HORIZONTAL DETAILS REFER DWG. NO. DH0008-ENG-C-SI-0003
 - FOR STANDARD STAIRCASE DETAILS REFER DWG. NO. DH0008-ENG-C-SI-0005
 - FOR STANDARD GRATING DETAILS REFER DWG. NO. DH0008-ENG-C-SI-0007
 - FOR FOUNDATION & CONNECTION DETAILS REFER DWG. NO. DH0008-ENG-C-SI-0075
 - ALL CONNECTIONS ARE BOLTED CONNECTIONS.
 - ALL THE STRUCTURAL MEMBERS HAVE TO BE HOT DIPPED GALVANIZED.
- ABBREVIATION:**
- B1/CP-01 = MEMBER SIZE & CP-01 = CONNECTION TYPE
 TOC = TOP OF CONCRETE
 FFL = FINISHED PLATFORM LEVEL
 GL = GROUND LEVEL
 TOS = TOP OF STEEL
- LEGENDS:**
- | LABORING | SIZE | NOTE |
|----------|--------------------|--------|
| C1 | LC 15x15x23 KG/M | COLUMN |
| B1 | UB 234x102x23 KG/M | BEAM |
| B2 | UB 254x102x22 KG/M | BEAM |
| B3 | L 63 x 63 x 6 THK | BRACE |



1	APPROVED FOR CONSTRUCTION	SKR	KKL/ZJ	LKM	28.08.13
0	ISSUED FOR APPROVAL	KSR	KKL/ZJ	LKM	12.11.12
A	ISSUED FOR REVIEW	KSR	KKL/ZJ	LKM	06.09.12
	DESCRIPTION	BY	CHK'D	APPR.	DATE

PROJECT TITLE :
INDEPENDENT DEEPWATER PETROLEUM TERMINAL AT PENGERANG

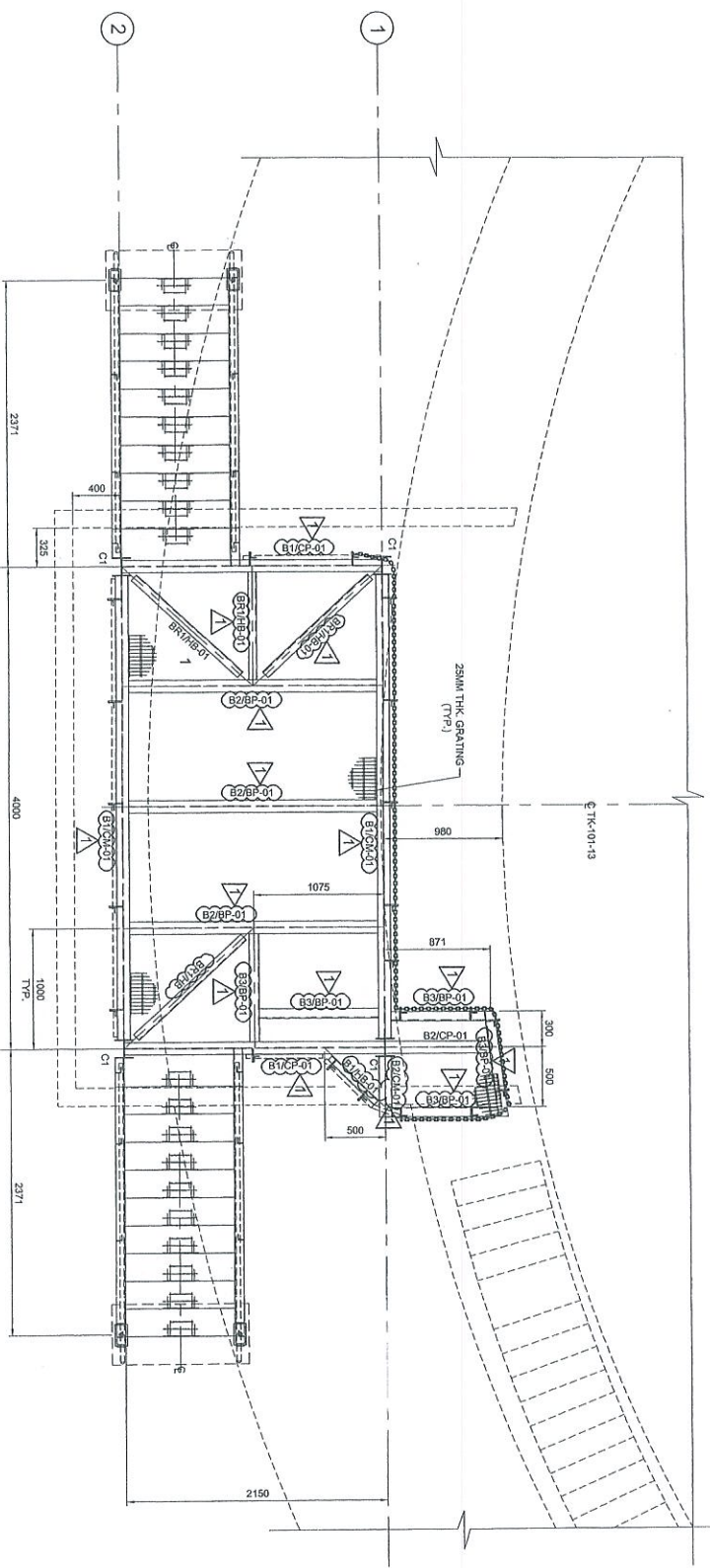
PROJECT OWNER :
PENGERANG INDEPENDENT TERMINALS SDN. BHD.

EPCC CONTRACTOR :
DIALOG E & C SDN. BHD. (19920-U)
109, BLOCK 5, PHILIP DAUNSA, 1,
NO. 9, JALAN 16/11, 46350 PETALING JAYA, SELANGOR.

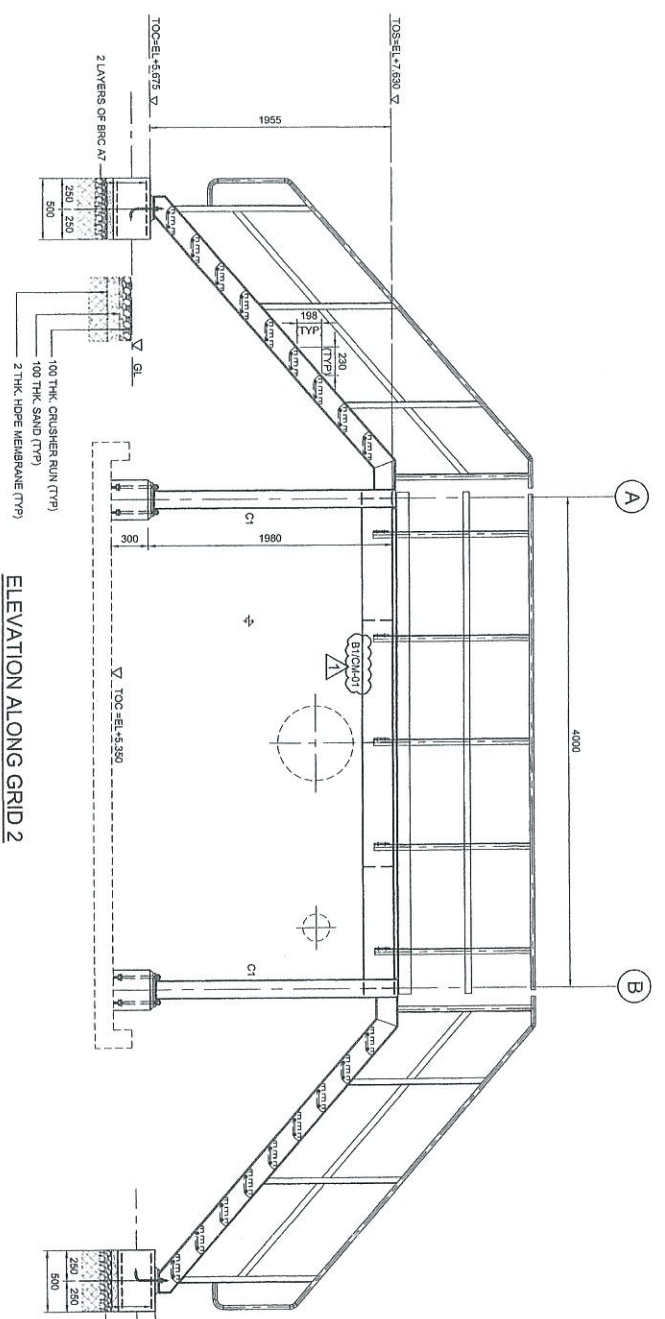
DRAWING TITLE :
PLAN & SECTIONAL DETAILS OF OPERATING PLATFORM 101-OPF-12 FOR TANKPT-101

SCALE : 1:30
 CHECKED : KKL/ZJ
 DRAWN : KSR
 APPROVED : LKM
 DATE : 06.09.12
 FILENAME : DH0008-ENG-C-PF-0047
 SHEET NO. : 1
 REV. : 1

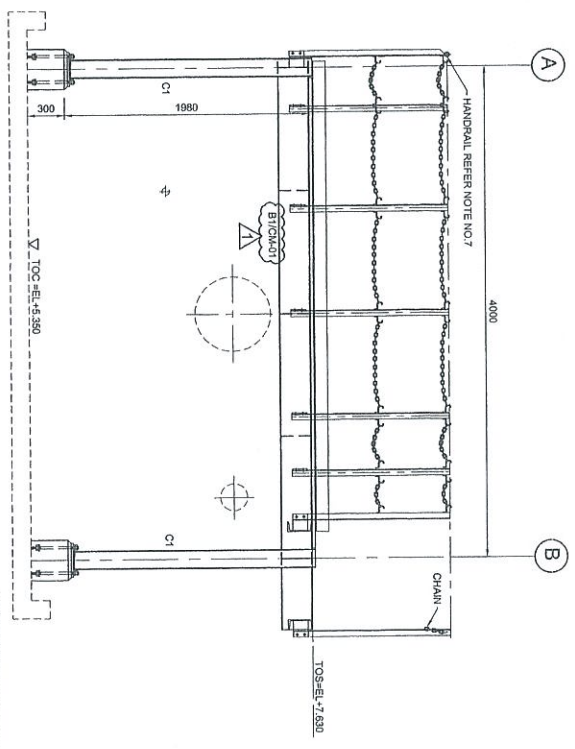
DWG. NO. : DH0008-ENG-C-PF-0047




PLAN AT EL +7.630
SCALE 1:30



ELEVATION ALONG GRID 2
SCALE 1:30



ELEVATION ALONG GRID 1
SCALE 1:30



COPY 2/3

APPROVED FOR CONSTRUCTION

Revisi	Uraian	Tgl.	Disetujui
A	Revisi		
B			
C			
D			

- NOTES:**
1. ALL DIMENSIONS ARE IN MILLIMETERS & LEGALS IN METERS
 2. READ THIS DWG. IN CONJUNCTION WITH
DWG. No: DH0008-ENG-C-PF-0001
 3. FOR STRUCTURE NOTES, REFER TO DWG. NO:
DH0008-ENG-C-NI-0001.
 4. PENGERANG OVERALL MASTER PLAN REFER
DWG. No: DH0008-ENG-PN-0-0001
 5. FOR STANDARD CONNECTION DETAILS REFER
DWG. No: DH0008-ENG-C-SO-0011 TO 0020
 6. FOR STANDARD ANCHOR BOLT DETAILS REFER
DWG. No: DH0008-ENG-C-SO-0001
 7. FOR STANDARD HANDRAIL DETAILS REFER
DWG. No: DH0008-ENG-C-SO-0003
 8. FOR STANDARD STAIRCASE DETAILS REFER
DWG. No: DH0008-ENG-C-SO-0005
 9. FOR STANDARD DRAINING DETAILS REFER
DWG. No: DH0008-ENG-C-SO-0007
 10. FOR FOUNDATION & CONNECTION DETAILS REFER
DWG. No: DH0008-ENG-C-SO-0013
 11. ALL CONNECTIONS ARE BOLTED CONNECTIONS.
 12. ALL THE STRUCTURAL MEMBERS HAVE TO BE
HOT DIPPED GALVANIZED.
- ABBREVIATION:**
- B1/GP-01 = B1 = MEMBER SIZE & GP-01 = CONNECTION TYPE
- T.O.C. = TOP OF CONCRETE
- F.P.L. = FINISHED PLATFORM LEVEL
- G.L. = GROUND LEVEL
- T.O.S. = TOP OF STEEL
- LEGENDS:**
- | MARKING | SIZE | NOTE |
|---------|-------------------|--------|
| CI | UC 182x182x3 KGM | COLUMN |
| B1 | UB 254x102x22 KGM | BEAM |
| B2 | UB 254x102x22 KGM | BEAM |
| B3 | C 200x80x24 KGM | BEAM |
| B4 | L 65 x 65 x 6 THK | BRACE |

NO.	DESCRIPTION	BY	CHK'D	APPR.	DATE
1	ISSUED FOR CONSTRUCTION	SRS	WK/LZJ	LKM	01.07.13
0	ISSUED FOR APPROVAL	KSR	WK/LZJ	LKM	12.11.12
A	ISSUED FOR REVIEW	KSR	WK/LZJ	LKM	06.09.12

PROJECT TITLE :
**INDEPENDENT DEEPWATER PETROLEUM
TERMINAL AT PENGERANG**

PROJECT OWNER :
PENGERANG INDEPENDENT TERMINALS SDN.BHD.

EPC CONTRACTOR :
DIALOG E & C SDN. BHD. (199290-U)
109, BLOCK G, PHILLO DAMANSARA, 1,
NO. 9, JALAN 16/11, 46350 PETALING JAYA, SELANGOR.

DRAWING TITLE :
**PLAN & SECTIONAL DETAILS OF
OPERATING PLATFORM 101-OPF-13
FOR TANKPT-101**

SCALE : 1:30, 1:20

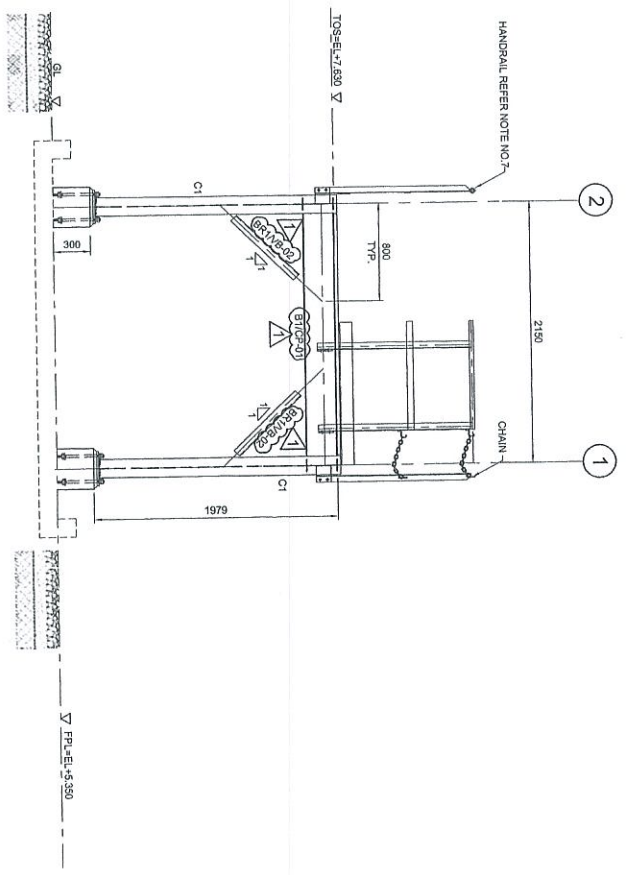
CHECKED : WK/LZJ

APPROVED : LKM

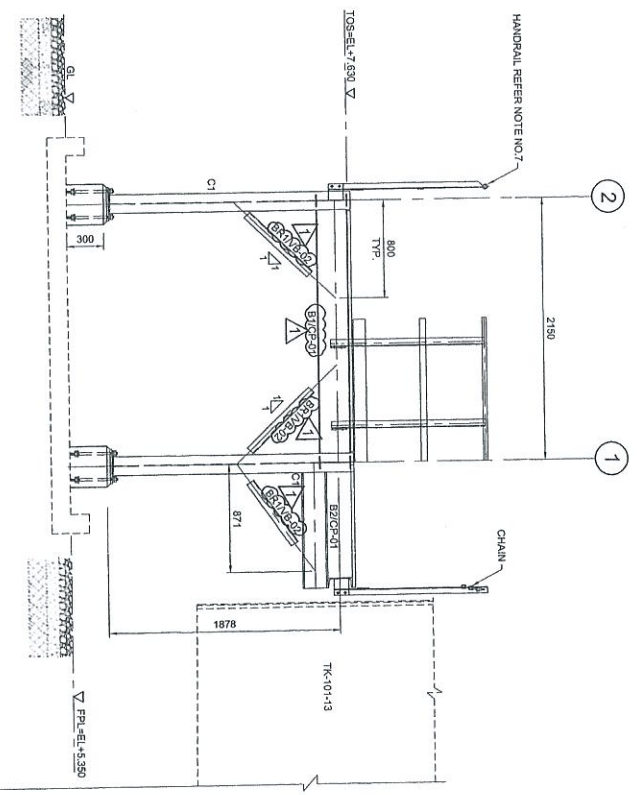
DATE : 06.09.12

FILENAME : DH0008-ENG-C-PF-0048

DWG. NO. : DH0008-ENG-C-PF-0048 (1 OF 2)



ELEVATION ALONG GRID A
SCALE 1:30



ELEVATION ALONG GRID B
SCALE 1:30

NOTES:

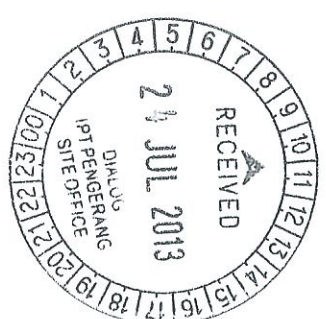
1. ALL DIMENSIONS ARE IN MILLIMETERS & LEVELS IN METERS
2. READ THIS DWG. IN CONJUNCTION WITH
DWG. NO: DH0008-ENG-C-PF-0001
3. FOR STRUCTURE NOTES, REFER TO DWG NO:
DH0008-ENG-C-01-0001.
4. PENDING OVERALL MASTER PLAN REFER
DWG. NO: DH0008-ENG-P-01-0001
5. FOR STANDARD CONNECTION DETAILS REFER
DWG. NO: DH0008-ENG-C-SD-0011 TO 0020
6. FOR STANDARD ANCHOR BOLT DETAILS REFER
DWG. NO: DH0008-ENG-C-SD-0001
7. FOR STANDARD HANDRAIL DETAILS REFER
DWG. NO: DH0008-ENG-C-SD-0003
8. FOR STANDARD STAIRCASE DETAILS REFER
DWG. NO: DH0008-ENG-C-SD-0005
9. FOR STANDARD GRATING DETAILS REFER
DWG. NO: DH0008-ENG-C-SD-0007
10. FOR FOUNDATION & CONNECTION DETAILS REFER
DWG. NO: DH0008-ENG-C-SD-0075
11. ALL CONNECTIONS ARE BOLTED CONNECTIONS.
12. ALL THE STRUCTURAL MEMBERS HAVE TO BE
HOT DIPPED GALVANIZED.

ABBREVIATION:

- BT/CP-01 : BT = MEMBER SIZE & CP-01 = CONNECTION TYPE.
 TOC = TOP OF CONCRETE.
 FFL = FINISHED PLATFORM LEVEL.
 GL = GROUND LEVEL.
 TOS = TOP OF STEEL.

LEGENDS:

MARKING	SIZE	NOTE
CH	UC 150X150X23 KG/M	COLUMN
BT	UB 254X102X22 KG/M	BEAM
WZ	UB 254X102X22 KG/M	BEAM
BS	C 200X80X24 KG/M	BEAM
SP	L 60X60X6.3 TYP	BRACE



COPY 2.3

APPROVED FOR CONSTRUCTION

Revisi	Revisi	Revisi	Revisi
No.	Uraian	Tgl.	Disetujui
1	Asitektur Struktur		
2	Asitektur Detail		
3	Revisi		
4	Revisi		
5	Revisi		

PROJECT OWNER :
PENERANG INDEPENDENT TERMINALS SDN.BHD.

EPCC CONTRACTOR :
DIALOG E & C SDN. BHD. (18290-4)
105, BLOK 6, PHASE DAMANSARA 1,
NO. 9, JALAN 18/11, 46350 PETALING JAYA, SELANGOR.

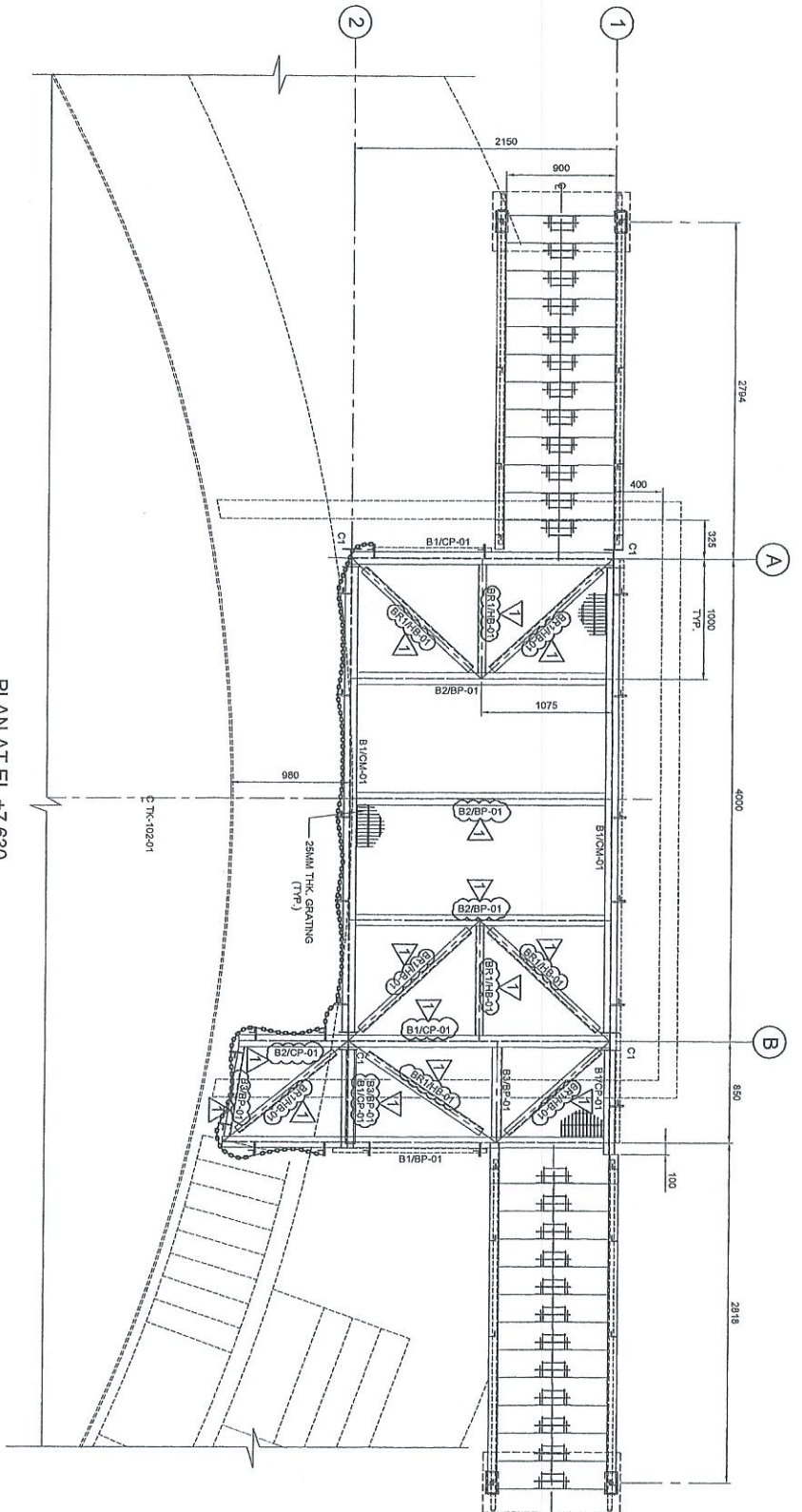
DRAWING TITLE :
PLAN & SECTIONAL DETAILS OF
OPERATING PLATFORM 101-OPF-13
FOR TANKPT-101

SCALE : 1:30, 1:20

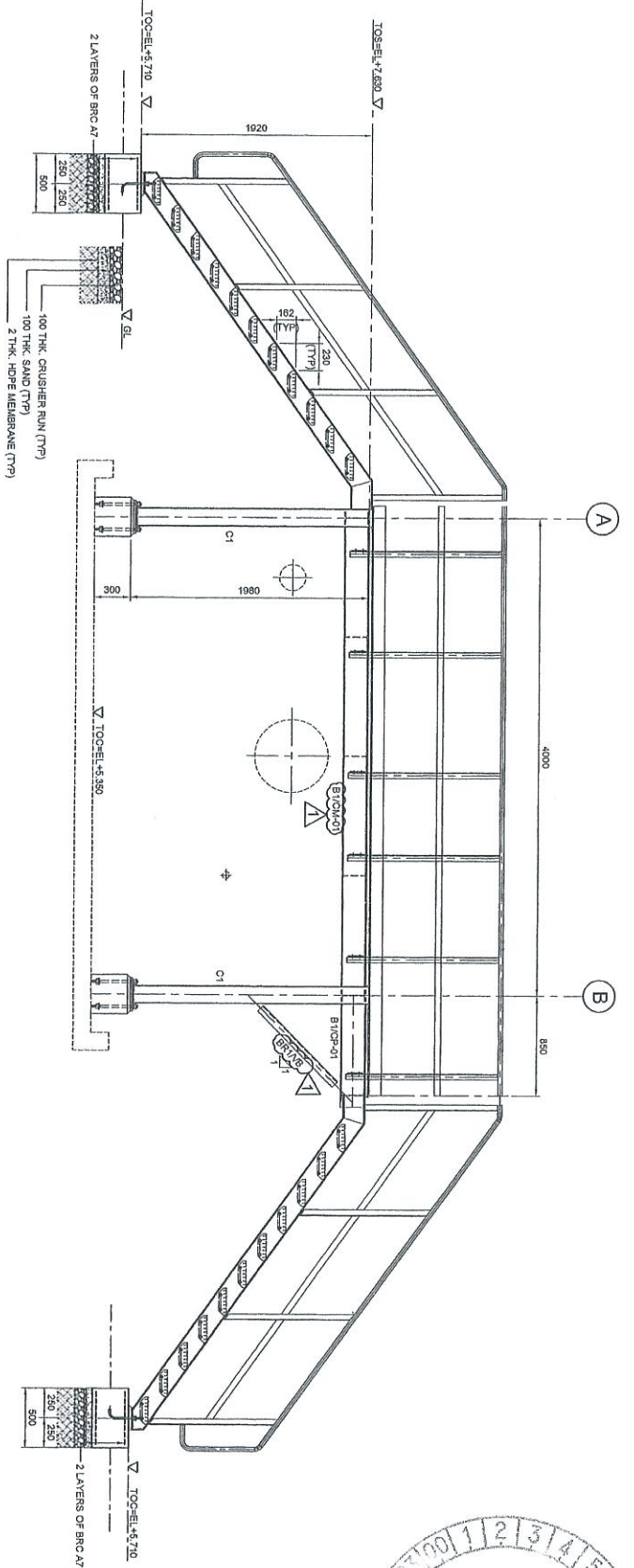
DATE : 08.09.12

DWG. NO. : DH0008-ENG-C-PF-0048

NO.	DESCRIPTION	BY	CHK'D	APPR.	DATE
1	APPROVED FOR CONSTRUCTION	SRS	WKL/ZJ	LAM/N	01.07.13
0	ISSUED FOR APPROVAL	KSR	WKL/ZJ	LAM	12.11.12
A	ISSUED FOR REVIEW	KSR	WKL/ZJ	LAM	06.09.12

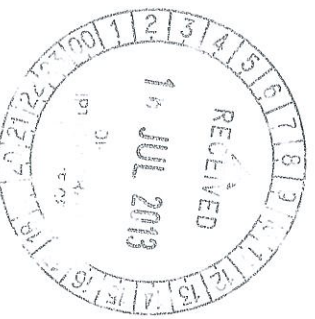


PLAN AT EL. +7.630
(ALL HORIZONTAL BRACKINGS ARE AT 75mm)
SCALE 1:30



ELEVATION ALONG GRID 1
SCALE 1:30

APPROVED FOR CONSTRUCTION



COPY 2.3

NOTES:

1. ALL DIMENSIONS ARE IN MILLIMETERS & LEVELS IN METERS
2. READ THIS DWG. IN CONJUNCTION WITH DWG. NO. DH0008-ENG-C-PF-0002
3. FOR STRUCTURE NOTES, REFER TO DWG NO. DH0008-ENG-C-SN-0001.
4. PENGANGKUTAN OVERALL MASTER PLAN REFER DWG. NO. DH0008-ENG-PH-G-0001
5. FOR STANDARD CONNECTION DETAILS REFER DWG. NO. DH0008-ENG-C-SJ-0011 TO 0020
6. FOR STANDARD ANCHOR BOLT DETAILS REFER DWG. NO. DH0008-ENG-C-SJ-0001
7. FOR STANDARD HANDRAIL DETAILS REFER DWG. NO. DH0008-ENG-C-SJ-0003
8. FOR STANDARD STAIRCASE DETAILS REFER DWG. NO. DH0008-ENG-C-SJ-0005
9. FOR STANDARD GRATING DETAILS REFER DWG. NO. DH0008-ENG-C-SJ-0007
10. FOR FOUNDATION & CONNECTION DETAILS REFER DWG. NO. DH0008-ENG-C-SJ-0075
11. ALL CONNECTIONS ARE BOLTED CONNECTIONS.
12. ALL THE STRUCTURAL MEMBERS HAVE TO BE HOT DIPPED GALVANIZED.

ABBREVIATION:

- B1/CP-01 : B1 = MEMBER SIZE & CP-01 = CONNECTION TYPE
 TOC = TOP OF CONCRETE
 PFL = FINISHED PLATFORM LEVEL
 GL = GROUND LEVEL
 TOS = TOP OF STEEL

LEGENDS:

MARKING	SIZE	NOTE
C1	UC 182x182x23 KG/M	COLUMN
B1	UB 304x102x22 KG/M	BEAM
B2	UB 254x102x22 KG/M	BEAM
B3	C 200x80x24 KG/M	BEAM
BR-1	L 63 x 63 x 9 THK	BRIDGE



NO	DATE	REVISION
1	07/06/13	
2	12/11/12	
3	30/08/12	

NO	DESCRIPTION	BY	CHK'D	APPR.	DATE
1	APPROVED FOR CONSTRUCTION				07/06/13
2	ISSUED FOR APPROVAL				12/11/12
3	ISSUED FOR REVIEW				30/08/12

PROJECT TITLE :

INDEPENDENT DEEPWATER PETROLEUM TERMINAL AT PENGANGKUTAN
 PENERANGAN INDEPENDENT TERMINALS SDN.BHD.

PROJECT OWNER :

DIALOG E & C SDN. BHD. (188790-U)
 109, BLOCK 9, PULAU DUMANSARA 1,
 NO. 9, JALAN 16/11, 46350 PETLANG JAYA, SELANGOR.

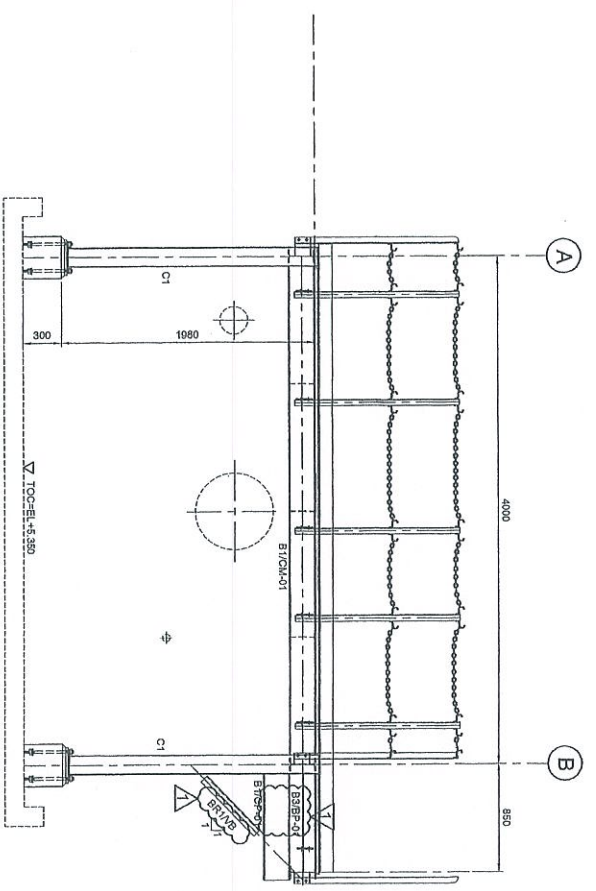
DRAWING TITLE :

PLAN & SECTIONAL DETAILS OF OPERATING PLATFORM-102-OPF-01 FOR TANKPIT-102

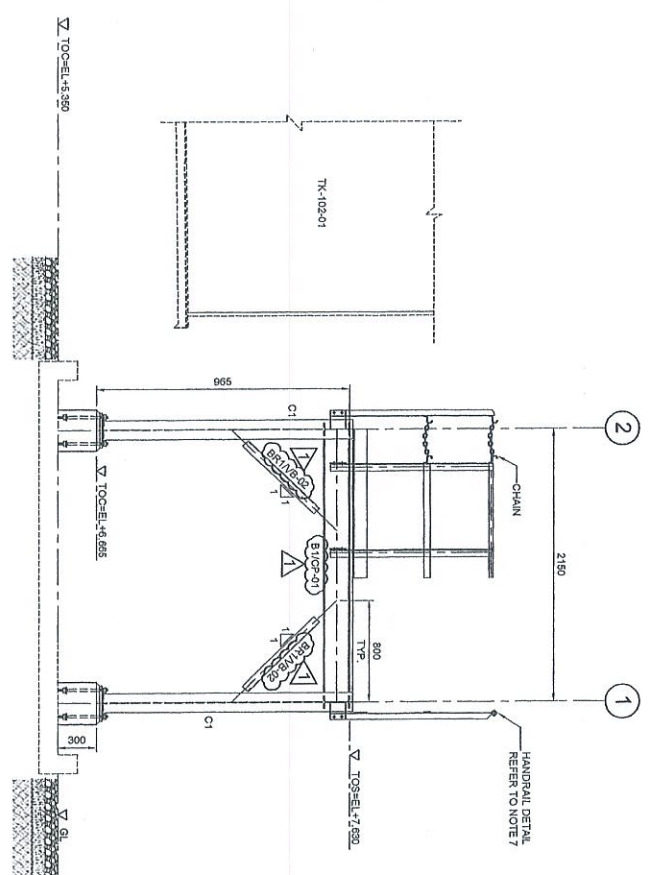
SCALE	CHECKED	DATE
1:30	WKL/ZJI	

SCALE	APPROVED	DATE
1:30	LKM	

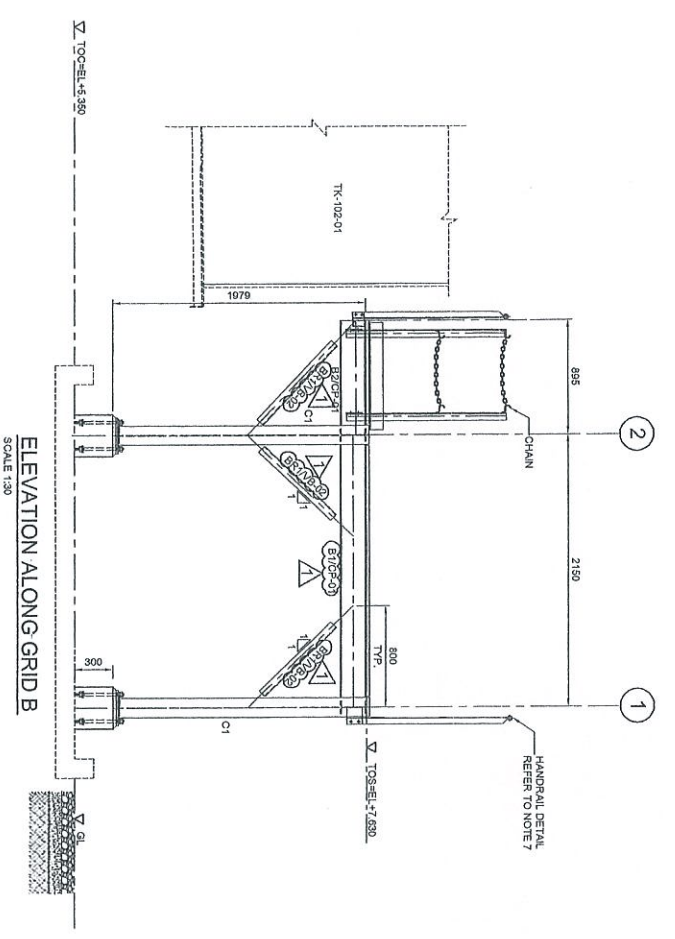
DWG. NO.	SHT. NO.	REV.
DH0008-ENG-C-PF-0049	1 OF 2	1



ELEVATION ALONG GRID 2
SCALE 1:30



ELEVATION ALONG GRID A
SCALE 1:30



ELEVATION ALONG GRID B
SCALE 1:30

NOTES:

1. ALL DIMENSIONS ARE IN MILLIMETERS & LEVELS IN METERS
2. READ THIS DWG. IN CONJUNCTION WITH
DWG. No: DH0008-ENG-C-PF-0002
3. FOR STRUCTURE NOTES, REFER TO DWG NO:
DH0008-ENG-C-01-0001.
4. PENGERANG OVERALL MASTER PLOT PLAN REFER
DWG. No: DH0008-ENG-P1-0-0001
5. FOR STANDARD CONNECTION DETAILS REFER
DWG. No: DH0008-ENG-C-SD-0011 TO 0020
6. FOR STANDARD ANCHOR BOLT DETAILS REFER
DWG. No: DH0008-ENG-C-SD-0001
7. FOR STANDARD HANGAR DETAIL REFER
DWG. No: DH0008-ENG-C-SD-0003
8. FOR STANDARD STAIRCASE DETAILS REFER
DWG. No: DH0008-ENG-C-SD-0005
9. FOR STANDARD GROUTING DETAILS REFER
DWG. No: DH0008-ENG-C-SD-0007
10. FOR FOUNDATION & CONNECTION DETAILS REFER
DWG. No: DH0008-ENG-C-SD-0075
11. ALL CONNECTIONS ARE BOLTED CONNECTIONS.
12. ALL THE STRUCTURAL MEMBERS HAVE TO BE
HOT DIPPED GALVANIZED.

ABBREVIATION:

- B1/C1-01 : B1 = MEMBER SIZE & C1-01 = CONNECTION TYPE
 T1C : = TOP OF CONCRETE
 P1L : = FINISHED PLATFORM LEVEL
 G1L : = GROUND LEVEL
 T1S : = TOP OF STEEL

LEGENDS:

MARGINS	SIZE	NOTE
C1*	UC 152X152X28 KGM	COLUMN
B1*	UB 254X102X22 KGM	BEAM
B2*	UB 254X102X22 KGM	BEAM
B3*	C 200X60X24 KGM	BEAM
B4*	L 65 X 65 X 6.1TK	BRACE

INDEPENDENT DEEPWATER PETROLEUM
 TERMINAL AT PENGERANG

Project No: DH0008

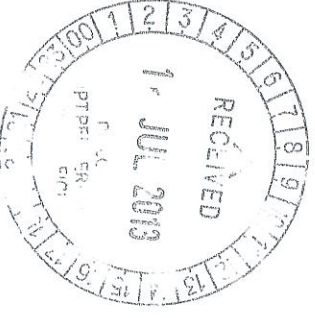
Approved by: [Signature]

Checked by: [Signature]

Drawn by: [Signature]

Date: 30.08.12

NO	DESCRIPTION	CHK	DATE
1	APPROVED FOR CONSTRUCTION	WKL/ZU	30.08.12
0	ISSUED FOR APPROVAL	WKL/ZU	12.11.12
A	ISSUED FOR REVIEW	WKL/ZU	30.08.12



COPY 2.3

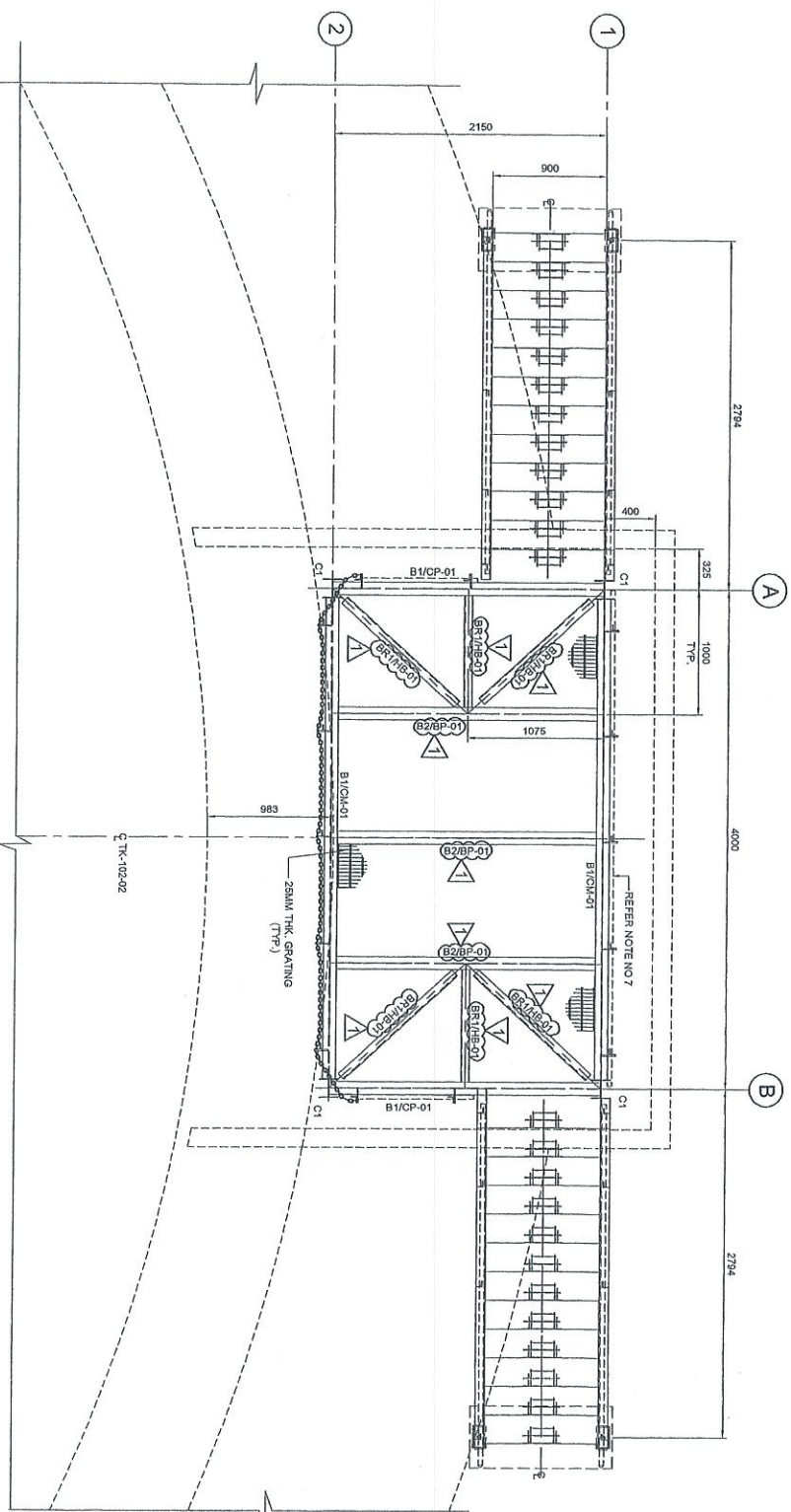
APPROVED FOR CONSTRUCTION

PROJECT OWNER :
 PENGERANG INDEPENDENT TERMINALS SDN.BHD.

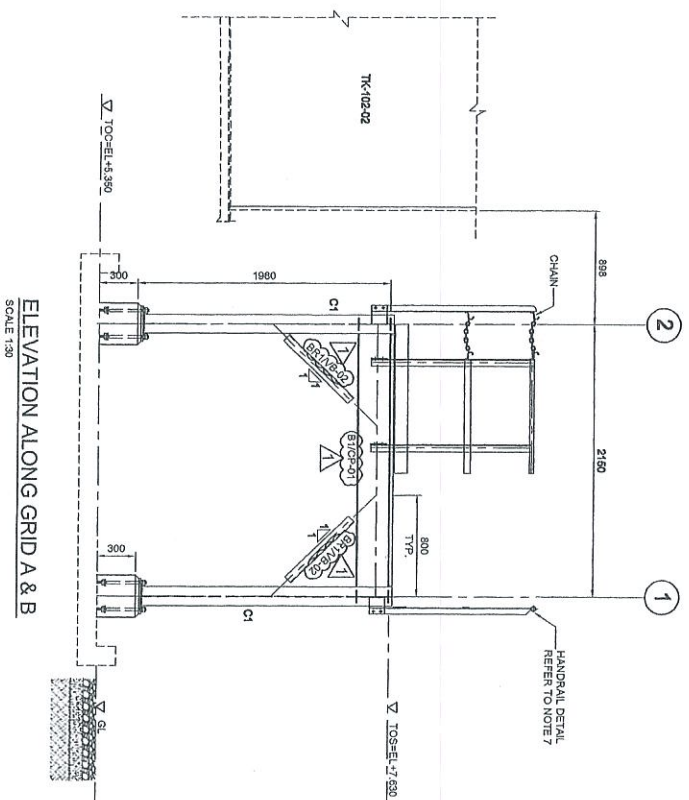
EPCC CONTRACTOR :
 DIALOG E & C SDN. BHD. (181290-1)
 102, BLOK 6, FHEO DAMANSARA 1,
 NO. 9, JALAN 19/11, 46200 PETALING JAYA, SELANGOR.

DRAWING TITLE :
 PLAN & SECTIONAL DETAILS OF
 OPERATING PLATFORM-102-OPF-01
 FOR TANKP1T-102

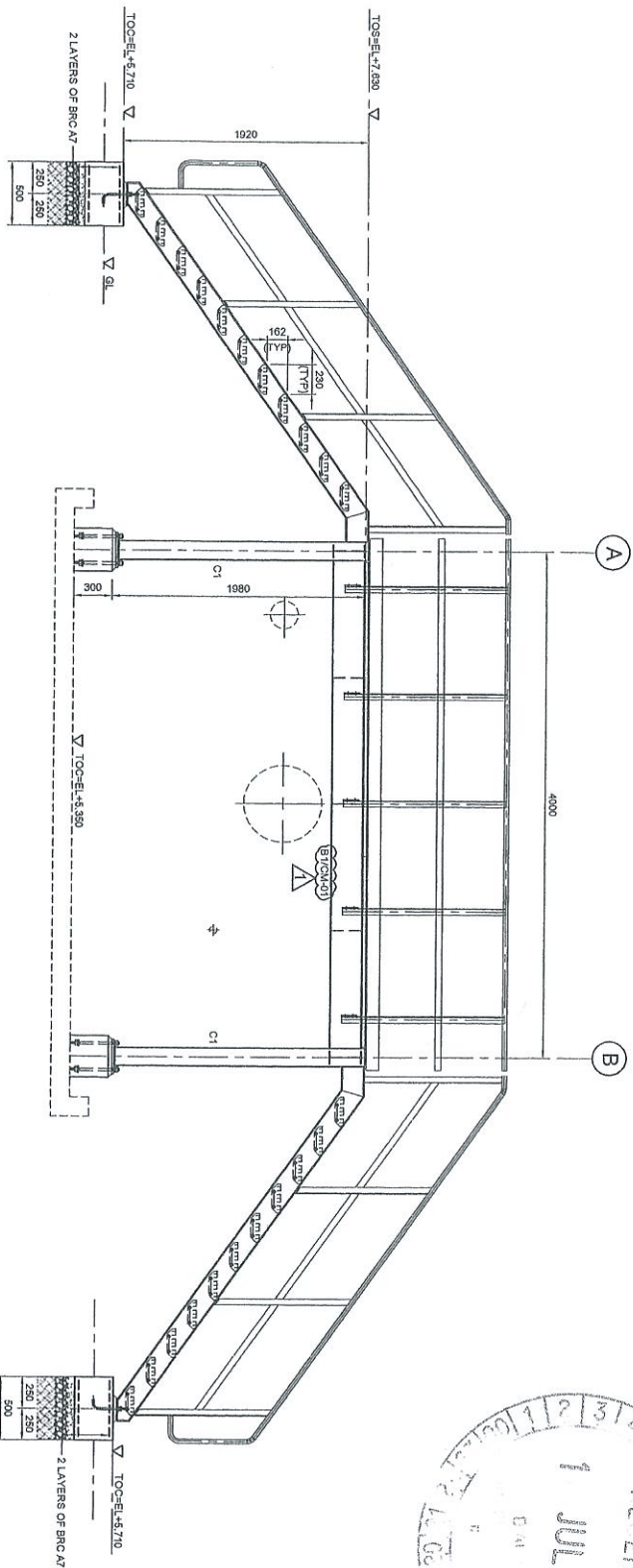
SCALE : 1:30
CHECKED : WKL/ZU
DRAWN : CNK
DATE : 30.08.12
FILENAME : DH0008-ENG-C-PF-0049
DWG. NO. : DH0008-ENG-C-PF-0049
SHT. NO. : 1
REV. : 1



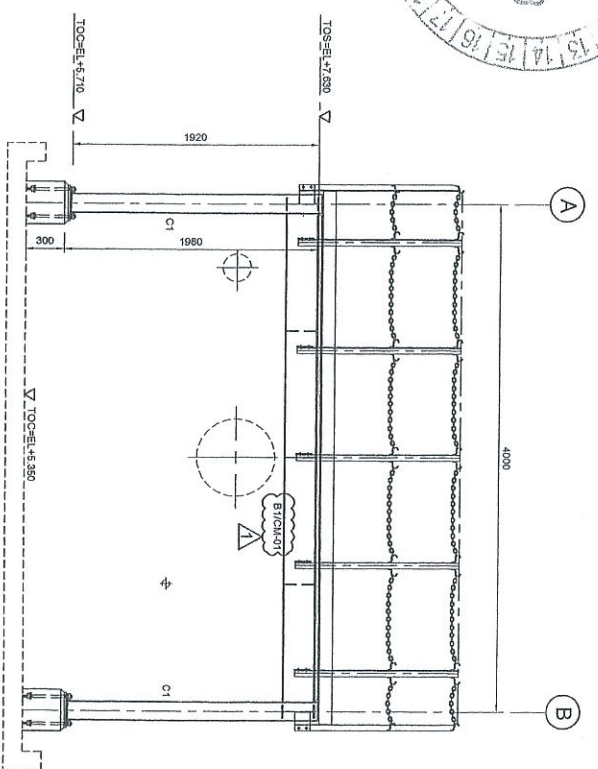
PLAN AT EL +7.630
(ALL HORIZONTAL BRACINGS ARE AT 75mm)
SCALE 1:30



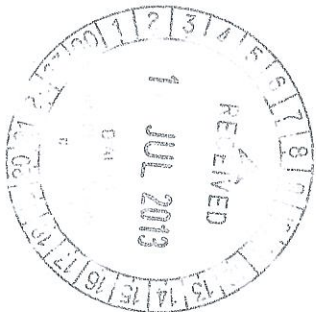
ELEVATION ALONG GRID A & B
SCALE 1:30



ELEVATION ALONG GRID 1
SCALE 1:30



ELEVATION ALONG GRID 2
SCALE 1:30



COPY 23

APPROVED FOR CONSTRUCTION

NOTES:

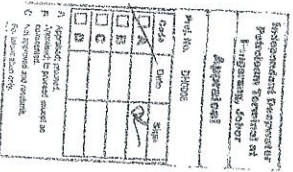
1. ALL DIMENSIONS ARE IN MILLIMETERS & LEVELS IN METERS
2. READ THIS DWG. IN CONJUNCTION WITH DWG. NO. DH0008-ENG-C-PF-0050
3. FOR STRUCTURE NOTES, REFER TO DWG. NO. DH0008-ENG-C-01-0001.
4. PENGINEERING OVERALL MASTER PLAN REFER DWG. NO. DH0008-ENG-P-0-0001
5. FOR STANDARD CONNECTION DETAILS REFER DWG. NO. DH0008-ENG-C-SD-0011 TO 0020
6. FOR STANDARD ANCHOR BOLT DETAILS REFER DWG. NO. DH0008-ENG-C-SD-0001
7. FOR STANDARD HANGING DETAILS REFER DWG. NO. DH0008-ENG-C-SD-0003
8. FOR STANDARD STAIRCASE DETAILS REFER DWG. NO. DH0008-ENG-C-SD-0005
9. FOR STANDARD GRATING DETAILS REFER DWG. NO. DH0008-ENG-C-SD-0007
10. FOR FOUNDATION & CONNECTION DETAILS REFER DWG. NO. DH0008-ENG-C-SD-0075
11. ALL CONNECTIONS ARE BOLTED CONNECTIONS.
12. ALL THE STRUCTURAL MEMBERS HAVE TO BE HOT DIPPED GALVANIZED.

ABBREVIATION:

- B1/CP-01 = MEMBER SIZE & CP-01 = CONNECTION TYPE.
- TOC. = TOP OF CONCRETE.
- PFL. = FINISHED PLATFORM LEVEL.
- GL. = GROUND LEVEL.
- TOS. = TOP OF STEEL.

LEGENDS:

MARKING	SIZE	NOTE
C1	UC 152x152x23 KGM	COLUMN
B1	UB 254x102x22 KGM	BEAM
B2	UB 254x102x22 KGM	BEAM
B3	C 200x80x24 KGM	BEAM
BR1	L 85x65x3 THK	BRACE



NO	DATE	DESCRIPTION	BY	CHK'D	APPR.	DATE
1	12/08/13	APPROVED FOR CONSTRUCTION	WKL/ZU			
0	12/11/12	ISSUED FOR APPROVAL	WKL/ZU	LJK		
A	30/08/12	ISSUED FOR REVIEW	WKL/ZU	LJK		

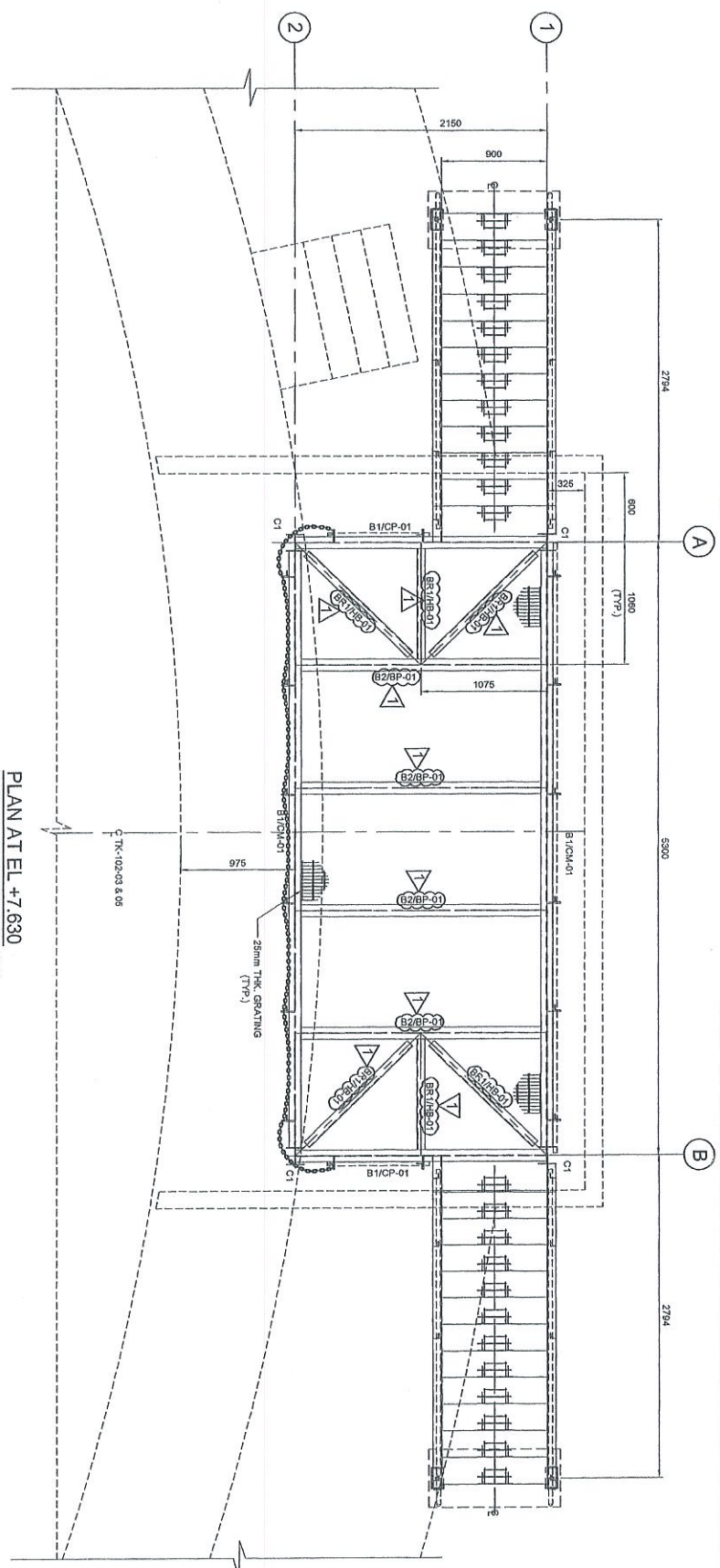
PROJECT TITLE:
INDEPENDENT DEEPWATER PETROLEUM
TERMINAL AT PENGERANG

PROJECT OWNER:
PENGINEERING INDEPENDENT TERMINALS SDN.BHD.

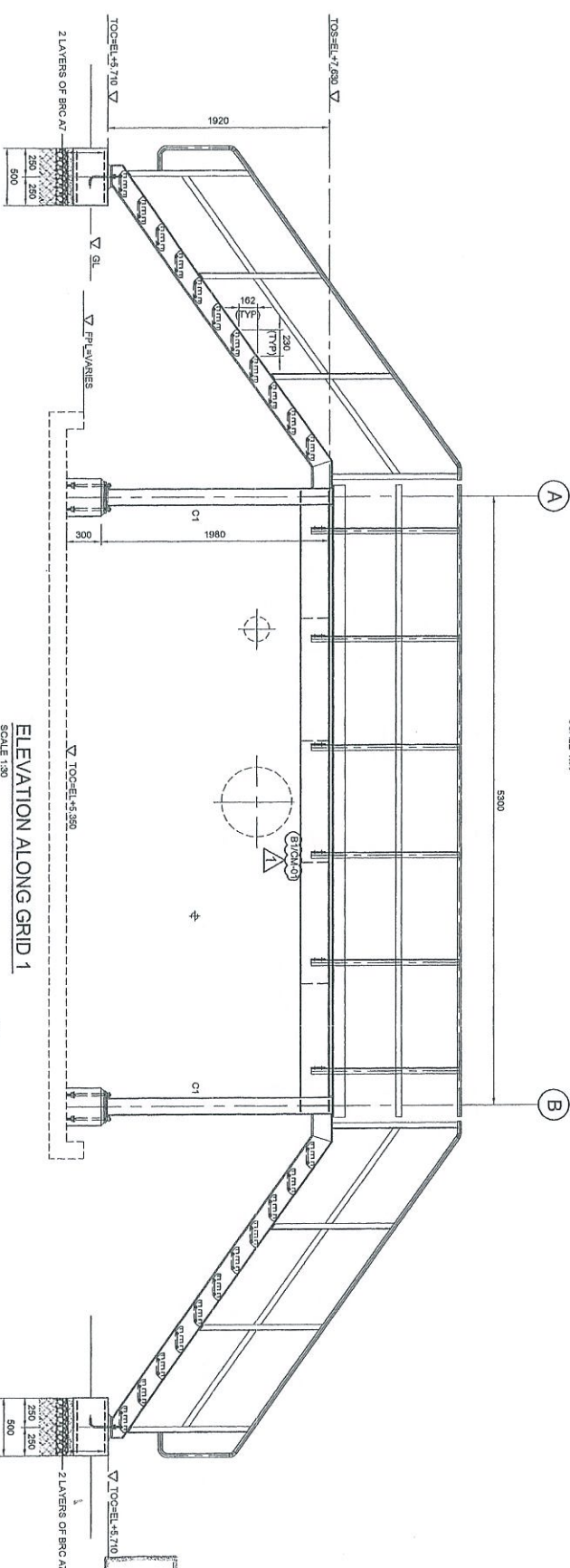
EPC CONTRACTOR:
DIALOG E & C SDN. BHD. (18290-1)
109, BLOK G, FIELED DAMANSARA 1,
NO. 9, JALAN 19/11, 46350 PENJANG, SELANGOR.

DRAWING TITLE:
PLAN & SECTIONAL DETAILS OF
OPERATING PLATFORM-102-OPF-02
FOR TANKPIT-102

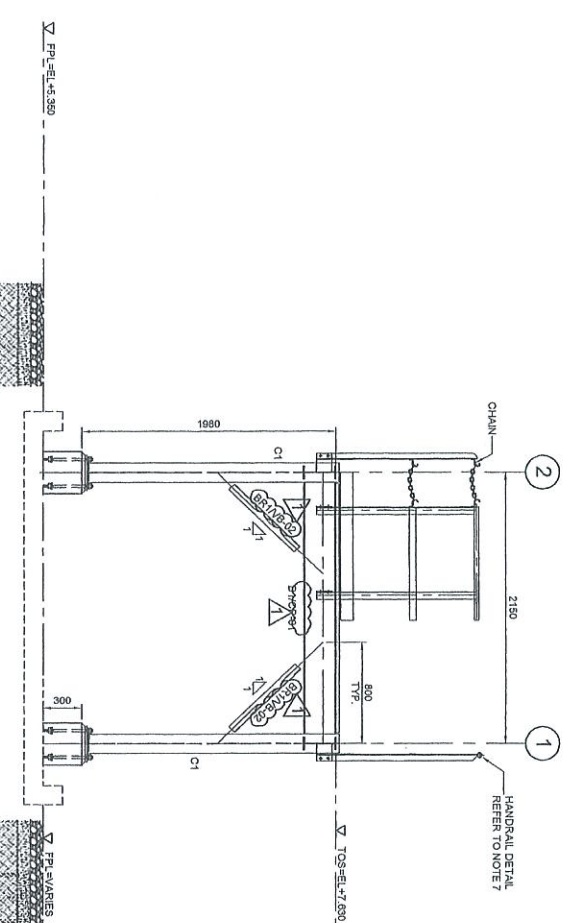
SCALE	CHECKED	DATE
1:30	WKL/ZU	30/08/12
DATE	APPROVED	FILENAME
30/08/12	LJK	DH0008-ENG-C-PF-0050
DWG. NO.:	SFT. NO.:	REV.:
DH0008-ENG-C-PF-0050	(1 OF 1)	1



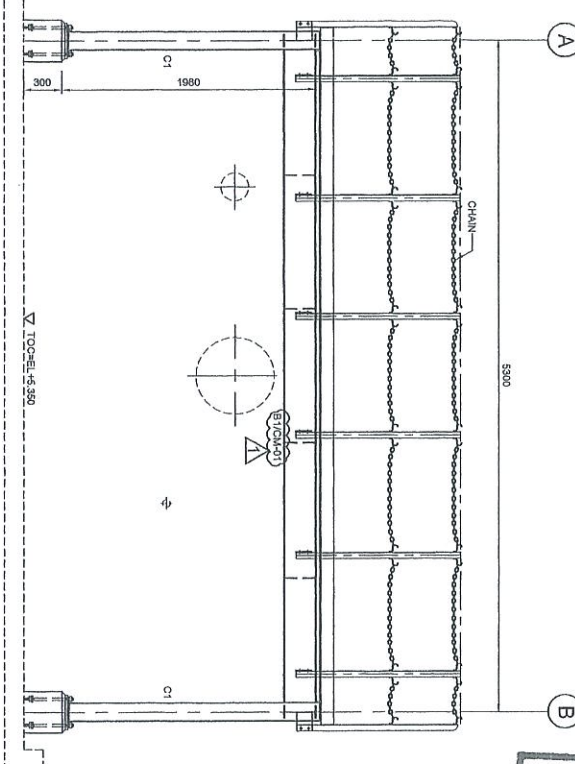
PLAN AT EL. +7.630
(ALL HORIZONTAL BRACINGS ARE AT 75mm)
SCALE 1:30



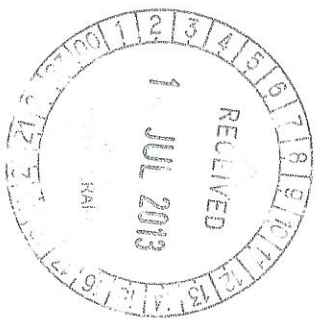
ELEVATION ALONG GRID 1
SCALE 1:30



ELEVATION ALONG GRID A & B
SCALE 1:30



ELEVATION ALONG GRID 2
SCALE 1:30



APPROVED FOR CONSTRUCTION

COPY 2/3

- NOTES:**
- ALL DIMENSIONS ARE IN MILLIMETERS & LENGTHS IN METERS
 - READ THIS DWG. IN CONJUNCTION WITH DWG. NO: DH0008-ENG-C-PF-0002
 - FOR STRUCTURE NOTES, REFER TO DWG NO: DH0008-ENG-C-SI-0001.
 - PENGERANG OVERALL MASTER NOT PLAN REFER DWG. NO: DH0008-ENG-C-SI-0001
 - FOR STANDARD CONNECTION DETAILS REFER DWG. NO: DH0008-ENG-C-SI-0011 TO 0020
 - FOR STANDARD ANCHOR BOLT DETAILS REFER DWG. NO: DH0008-ENG-C-SI-0001
 - FOR STANDARD HANDRAIL DETAILS REFER DWG. NO: DH0008-ENG-C-SI-0003
 - FOR STANDARD SPARPOSE DETAILS REFER DWG. NO: DH0008-ENG-C-SI-0005
 - FOR STANDARD GALVANIZING DETAILS REFER DWG. NO: DH0008-ENG-C-SI-0007
 - FOR FOUNDATION & CONNECTION DETAILS REFER DWG. NO: DH0008-ENG-C-SI-0075
 - ALL CONNECTIONS ARE BOLTED CONNECTIONS.
 - ALL THE STRUCTURAL MEMBERS HAVE TO BE HOT DIPPED GALVANIZED.
- ABBREVIATION:**
- B1/CP-01 : B1 = MEMBER SIZE & CP-01 = CONNECTION TYPE
 TOC. = TOP OF CONCRETE
 PFL = FINISHED PLATFORM LEVEL
 GL. = GROUND LEVEL
 TOS. = TOP OF STEEL
- LEGENDS:**
- | MARKING | SIZE | NOTE |
|---------|---------------------|--------|
| C1 | UC 160x160x20xKGM | COLUMN |
| B1 | UB 254x102x22xKGM | BEAM |
| B2 | UB 254x102x22xKGM | BEAM |
| B3 | C 200x80x24xKGM | BEAM |
| BRT | L 65 x 65 x 4.5 THK | BRACE |

APPROVED FOR CONSTRUCTION

109 BLOK C, PHASE DUA, LINGKARAN 1, NO. 9, WILAYAH 19/11, 46350 PETALING JAYA, SELANGOR.

NO	DATE	DESCRIPTION	BY	CHK'D	APPR.	DATE
1	07.06.13	APPROVED FOR CONSTRUCTION	WKL/ZJ	LJK		
0	12.11.12	ISSUED FOR APPROVAL	KSR WKL/ZJ	LJK		
A	30.08.12	ISSUED FOR RENEW	CHK WKL/ZJ	LJK		

PROJECT TITLE :
INDEPENDENT DEEPWATER PETROLEUM TERMINAL AT PENGERANG

PROJECT OWNER :
PENGERANG INDEPENDENT TERMINALS SDN.BHD.

EPC CONTRACTOR :
DIALOG E & C SDN. BHD. (18829-1)

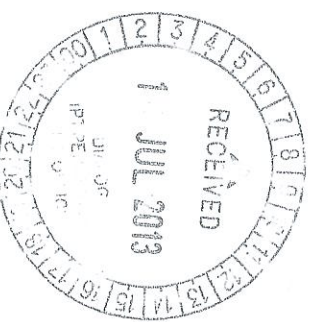
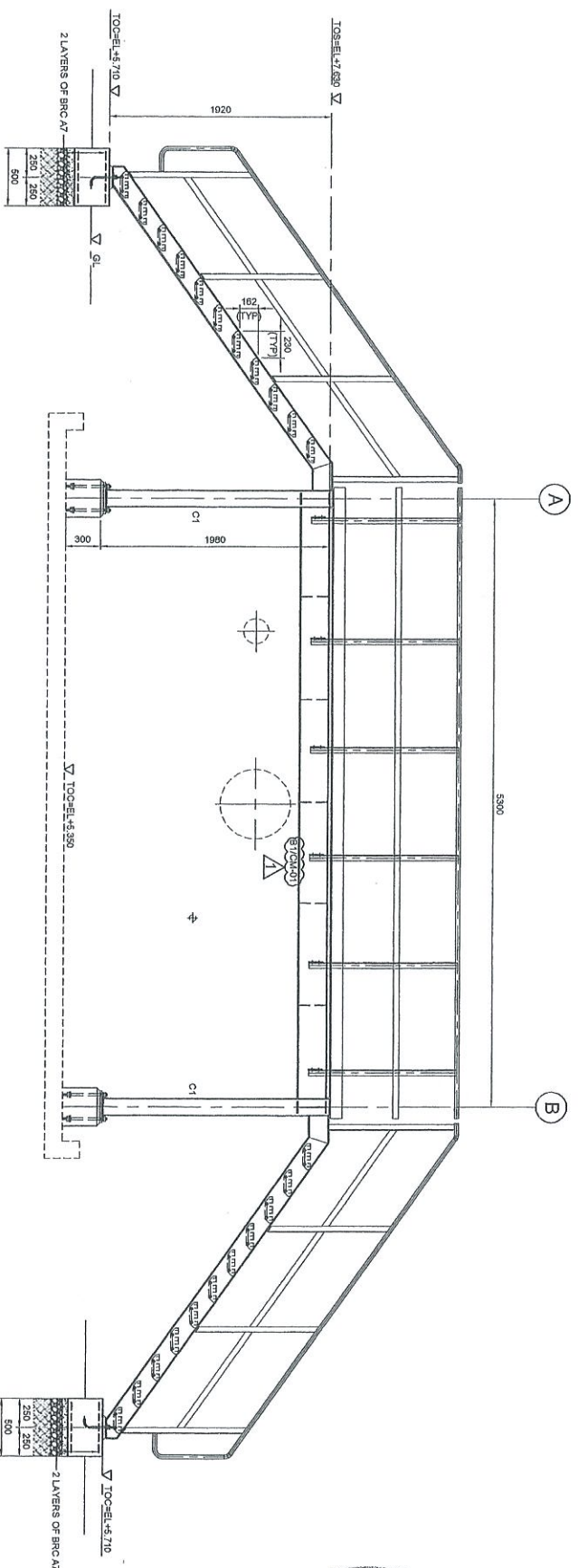
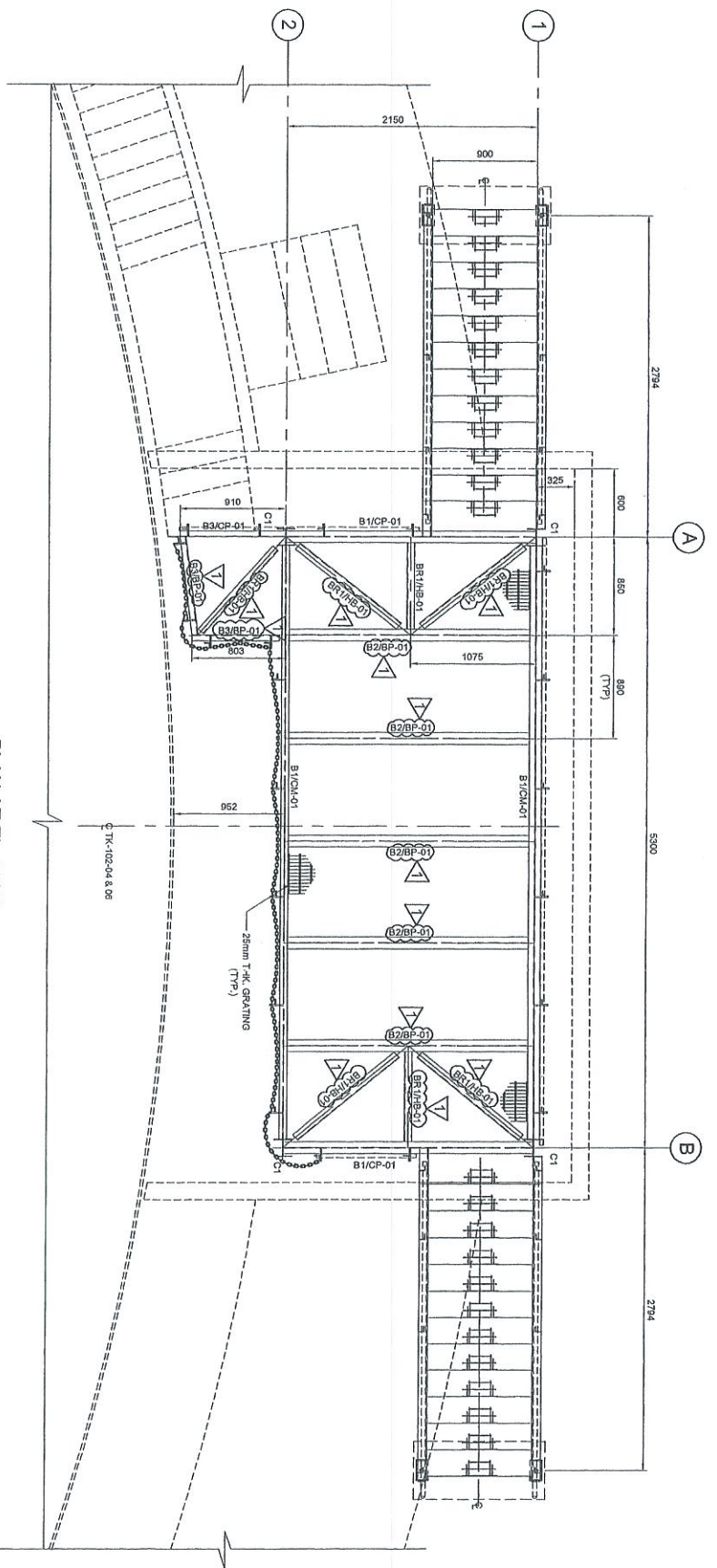
DRAWING TITLE :
PLAN & SECTIONAL DETAILS OF OPERATING PLATFORM-102-OPF-03 & 05 FOR TANKPIT-102

SCALE : 1:30

DATE : 30.08.12

DWG. NO. : DH0008-ENG-C-PF-0051

REV. : 1



- NOTES:**
1. ALL DIMENSIONS ARE IN MILLIMETERS & LENGTHS IN METERS
 2. READ THIS DWG. IN CONJUNCTION WITH
DWG. No: DH0008-ENG-C-PF-0002
 3. FOR STRUCTURE NOTES, REFER TO DWG. NO:
DH0008-ENG-C-SI-0001.
 4. PENGERANG OVERALL MASTER PLAN REFER
DWG. No: DH0008-ENG-PH-0-0001
 5. FOR STANDARD CONNECTION DETAILS REFER
DWG. No: DH0008-ENG-C-SI-0011 TO 0200
 6. FOR STANDARD ANCHOR BOLT DETAILS REFER
DWG. No: DH0008-ENG-C-SI-0001
 7. FOR STANDARD HANDRAIL DETAILS REFER
DWG. No: DH0008-ENG-C-SI-0003
 8. FOR STANDARD STAIRCASE DETAILS REFER
DWG. No: DH0008-ENG-C-SI-0005
 9. FOR STANDARD GRATING DETAILS REFER
DWG. No: DH0008-ENG-C-SI-0007
 10. FOR FOUNDATION & CONNECTION DETAILS REFER
DWG. No: DH0008-ENG-C-SI-0075
 11. ALL THE STRUCTURAL MEMBERS HAVE TO BE
HOT DIPPED GALVANIZED.

ABBREVIATION:

B1/CP-01 : B1 = MEMBER SIZE & CP-01 = CONNECTION-SIZE
 TOC = TOP OF CONCRETE.
 PFL = FINISHED PLATFORM LEVEL
 O.L. = GROUND LEVEL
 T.O.S. = TOP OF STEEL

LEGENDS:

MARKING	SIZE	NOTE
CT	UC 153x153x23 KG/M	COLUMN
B1*	UB 254x102x22 KG/M	BEAM
B2*	UB 254x102x22 KG/M	BEAM
B3*	C 200x80x24 KG/M	BEAM
BR1*	L 85 x 85 x 8.7MM	BRACE

No	Revisi	Uraian	Tgl
1	1	Revisi	07.06.13
2	2	Revisi	12.11.12
3	3	Revisi	30.08.12

PROJECT TITLE :
 INDEPENDENT DEEPWATER PETROLEUM
 TERMINAL AT PENGERANG

PROJECT OWNER :
 PENGERANG INDEPENDENT TERMINALS SDN.BHD.

EPCC CONTRACTOR :
 DIALOG E & C SDN. BHD. (189396-U)
 106, BLOCK 9, PULAU DAWANSAK, 1,
 NO. 9, JALAN 16/11, 46350 PETALING JAYA, SELANGOR.

DRAWING TITLE :
 PLAN & SECTIONAL DETAILS OF
 OPERATING PLATFORM-102-OPF-04 & 06
 FOR TANKPIT-102

SCALE : 1:30

CHECKED : WK/ZJ

APPROVED : LKM

DATE : 30.08.12

FILENAME : DH0008-ENG-C-PF-0052

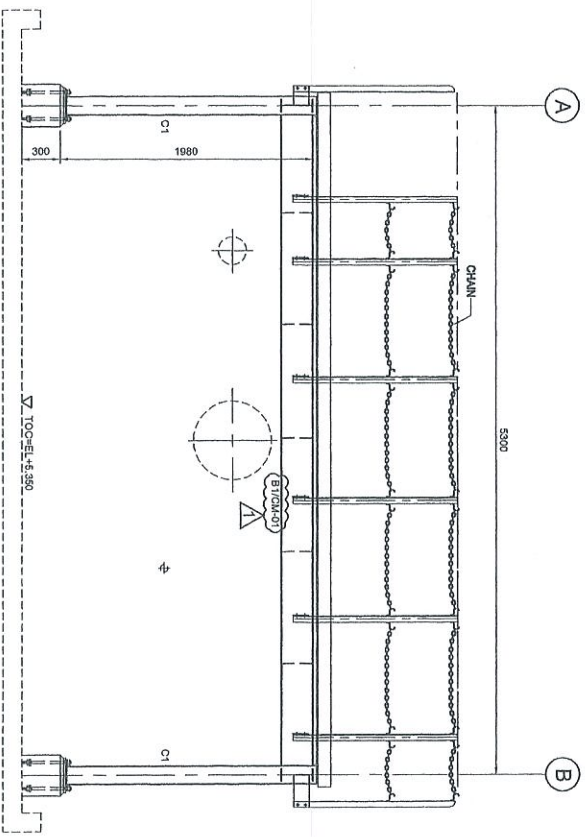
DWG. NO. : DH0008-ENG-C-PF-0052

SHT. NO. : 1

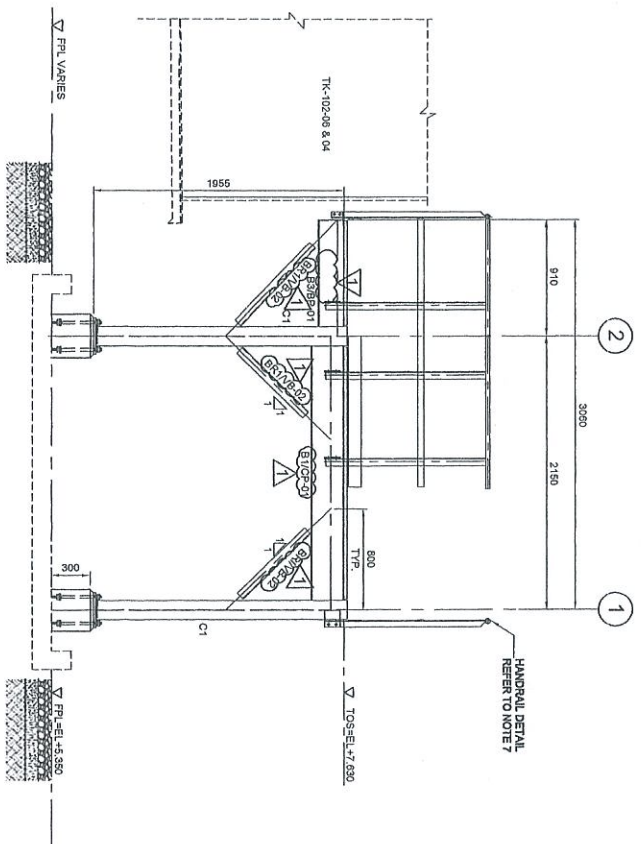
REV. : 1

APPROVED FOR CONSTRUCTION

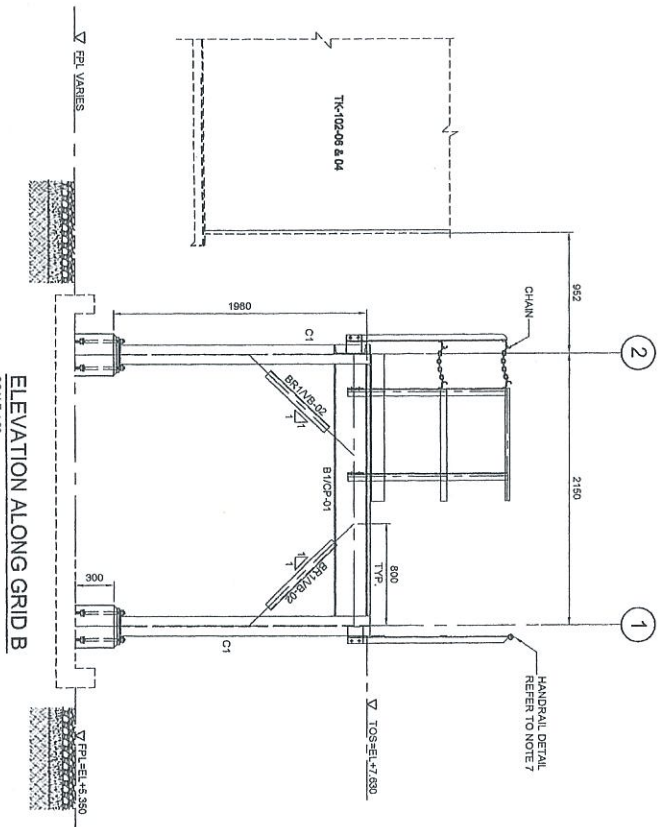
COPY 2.3



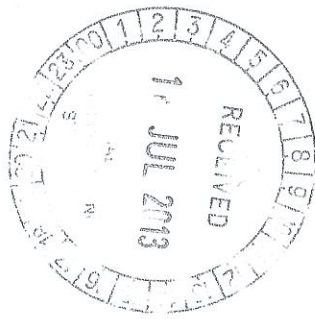
ELEVATION ALONG GRID 2
SCALE 1:30



ELEVATION ALONG GRID A
SCALE 1:30



ELEVATION ALONG GRID B
SCALE 1:30



APPROVED FOR CONSTRUCTION

COPY 2.3

NOTES:

1. ALL DIMENSIONS ARE IN MILLIMETERS & LEVELS IN METERS
2. READ THIS DWG. IN CONJUNCTION WITH:
DWG. No: DH0008-ENG-C-PF-0002
3. FOR STRUCTURE NOTES, REFER TO DWG NO:
DH0008-ENG-C-01-0011.
4. PENGERANG OVERALL MASTER PLOT PLAN REFER
DWG. No: DH0008-ENG-P1-0-0001
5. FOR STANDARD CONNECTION DETAILS REFER
DWG. No: DH0008-ENG-C-SD-0011 TO 0020
6. FOR STANDARD ANCHOR BOLT DETAILS REFER
DWG. No: DH0008-ENG-C-SD-0001
7. FOR STANDARD HANDRAIL DETAILS REFER
DWG. No: DH0008-ENG-C-SD-0003
8. FOR STANDARD STAIRCASE DETAILS REFER
DWG. No: DH0008-ENG-C-SD-0005
9. FOR STANDARD GRATING DETAILS REFER
DWG. No: DH0008-ENG-C-SD-0007
10. FOR FOUNDATION & CONNECTION DETAILS REFER
DWG. No: DH0008-ENG-C-SD-0015
11. ALL CONNECTIONS ARE BOLTED CONNECTIONS.
12. ALL THE STRUCTURAL MEMBERS HAVE TO BE
HOT DIPPED GALVANIZED.

ABBREVIATION:

- B1/CP-01 : B1 = MEMBER SIZE & CP-01 = CONNECTION TYPE
 TOC. = TOP OF CONCRETE
 FPL. = FINISHED PLATFORM LEVEL
 GL. = GROUND LEVEL
 TOS. = TOP OF STEEL

LEGENDS:

MARKING	SIZE	NOTE
C1	UC 183x183x23 KGM	COLUMN
B1	UB 254x102x22 KGM	BEAM
B2	UB 254x102x22 KGM	BEAM
B3	C 200x80x24 KGM	BEAM
B4	L 85x45x3.07 KGM	BRACE



NO	CHK'D	DATE
1	WKL/ZJ	07/08/13
0	KSR WKL/ZJ	12/11/12
A	CHK WKL/ZJ	30/08/12

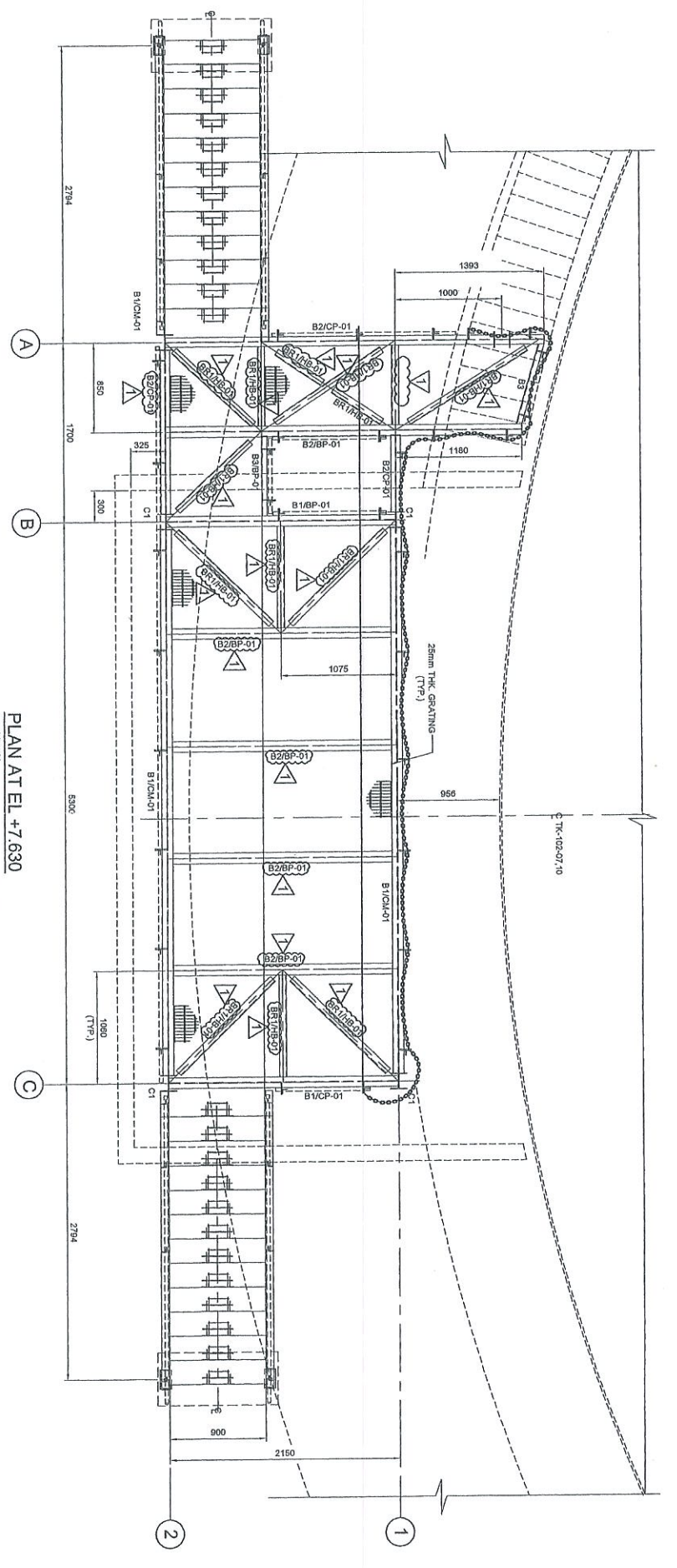
PROJECT TITLE :
 INDEPENDENT DEEPWATER PETROLEUM
 TERMINAL AT PENGERANG

PROJECT OWNER :
 PENGERANG INDEPENDENT TERMINALS SDN BHD.

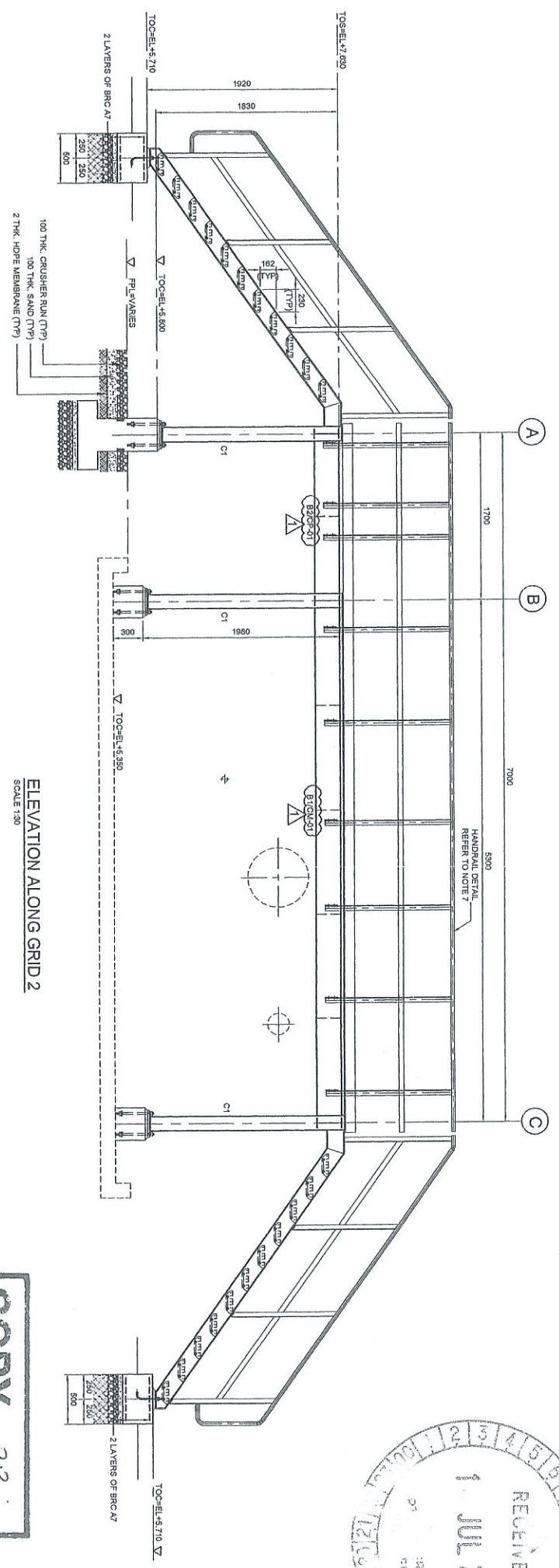
EPC CONTRACTOR :
 DIALOG E & C SDN. BHD. (188289-U)
 109, BLOK 6, PHELO DAMANSARA 1,
 NO. 9, JALAN 15/11, 4530 PETALING JAYA, SELANGOR.

DRAWING TITLE :
 PLAN & SECTIONAL DETAILS OF
 OPERATING PLATFORM-102-OPF-04 & 06
 FOR TANKPIT-102

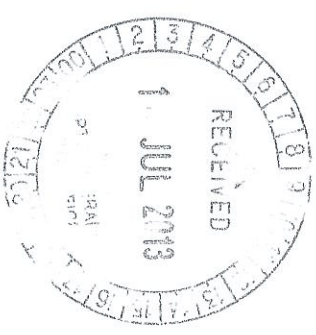
SCALE : 1:30
 DRAWN : CNK
 DATE : 30/08/12
 FILENAME : DH0008-ENG-C-PF-0052
 DWG. NO : DH0008-ENG-C-PF-0052
 SHEET NO. : 1
 REV. : 1



PLAN AT EL +7.630
SCALE 1:50
(ALL HORIZONTAL BRACINGS ARE AT 7.630m)



ELEVATION ALONG GRID 2
SCALE 1:50



COPY 2.3

APPROVED FOR CONSTRUCTION

NOTES:

1. ALL DIMENSIONS ARE IN MILLIMETERS & LEVELS IN METERS
2. READ THIS DWG IN CONJUNCTION WITH
DWG. No. DH0008-ENG-C-PF-0002
3. FOR STRUCTURE NOTES, REFER TO DWG NO:
DH0008-ENG-C-SN-0001.
4. PENGERANG OVERALL MASTER PLAN REFER
DWG. No. DH0008-ENG-P-0-0001
5. FOR STANDARD CONNECTION DETAILS REFER
DWG. No. DH0008-ENG-C-SN-0011 TO 0020
6. FOR STANDARD ANCHOR BOLT DETAILS REFER
DWG. No. DH0008-ENG-C-SN-0001
7. FOR STANDARD HANDRAIL DETAILS REFER
DWG. No. DH0008-ENG-C-SN-0003
8. FOR STANDARD STAIRCASE DETAILS REFER
DWG. No. DH0008-ENG-C-SN-0005
9. FOR STANDARD GRATING DETAILS REFER
DWG. No. DH0008-ENG-C-SN-0007
10. FOR FOUNDATION & CONNECTION DETAILS REFER
DWG. No. DH0008-ENG-C-SN-0075
11. ALL CONNECTIONS ARE BOLTED CONNECTIONS.
12. ALL THE STRUCTURAL MEMBERS HAVE TO BE
HOT DIPPED GALVANIZED.

ABBREVIATION:

- B1/P-01 B1 = MEMBER SIZE & CP-01 = CONNECTION TYPE
- TOC = TOP OF CONCRETE
- PFL = FINISHED PLATFORM LEVEL
- GL = GROUND LEVEL
- TOS = TOP OF STEEL

LEGENDS:

MARKING	SIZE	NOTE
C1	UC 152x152x23 KGM	COLUMN
B1	UB 254x102x22 KGM	BEAM
B2	UB 254x102x22 KGM	BEAM
B3	C 200x80x24 KGM	BEAM
BPC	L 95 x 65 x 6.5 THK	BRACE

NO	REVISION	DATE	BY	CHK'D	APPR.	DATE
1	APPROVED FOR CONSTRUCTION	NO WKL/21	LKM			03.08.12
0	ISSUED FOR APPROVAL	KSR WKL/21	LKM			12.11.12
A	ISSUED FOR REVIEW	CHK WKL/21	LKM			30.08.12

PROJECT TITLE:
INDEPENDENT DEEPWATER PETROLEUM
TERMINAL AT PENGERANG

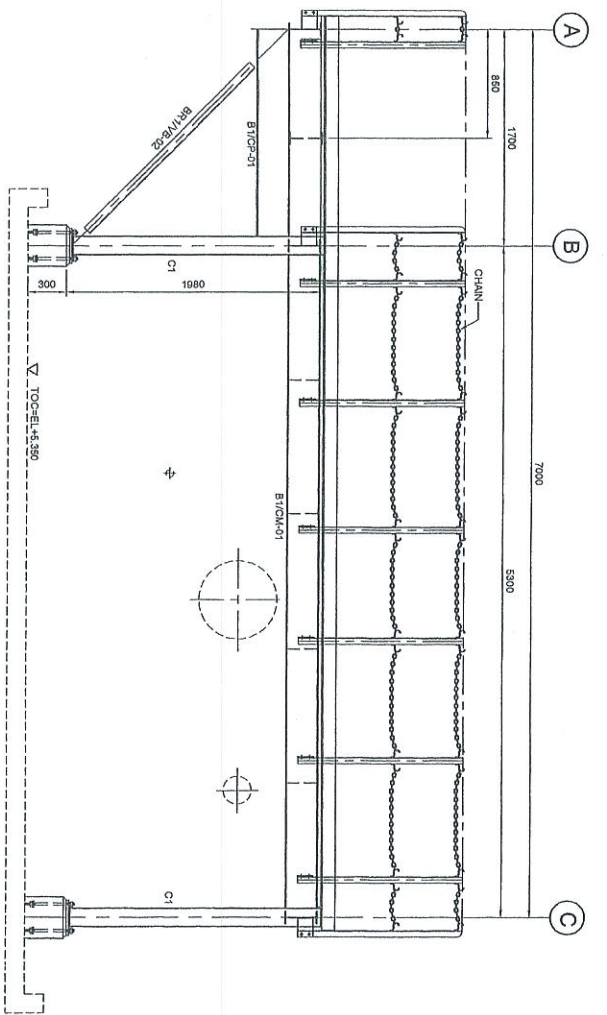
PROJECT OWNER:
PENGERANG INDEPENDENT TERMINALS SDN.BHD.

PROJECT CONTRACTOR:
DIALOG E & C SDN. BHD. (182599-U)
108, BLOK 6, PHELO DAMANSARA 1,
NO. 9, JALAN 16/11, 43350 PETALING JAYA, SELANGOR.

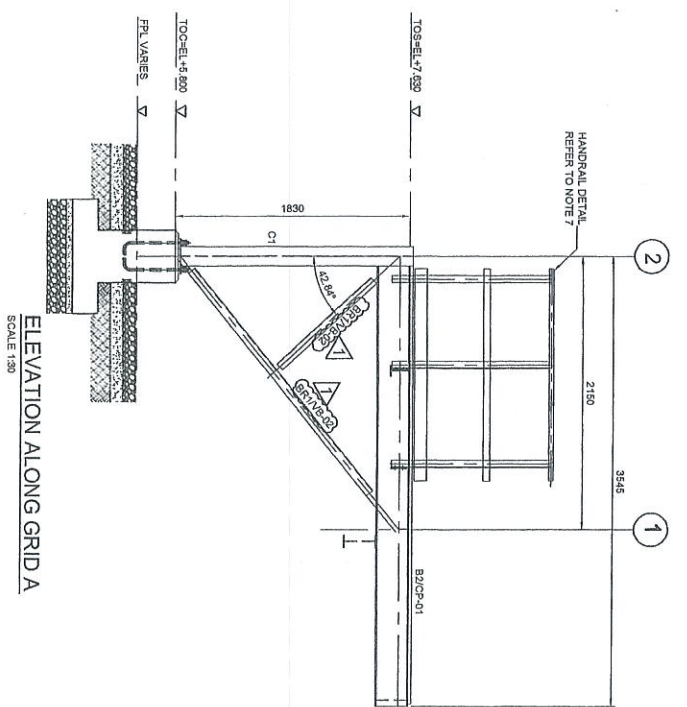
DRAWING TITLE:
PLAN & SECTIONAL DETAILS OF
OPERATING PLATFORM 102-OPF-07 & 10
FOR TANKPIT-102

SCALE	CHECKED	DATE	APPROVED	FILENAME	SHT. NO.	REV.
SCALE : 1:50	CHK : WKL/21	30.08.12	LKM	DH0008-ENG-C-PF-0053	1	1

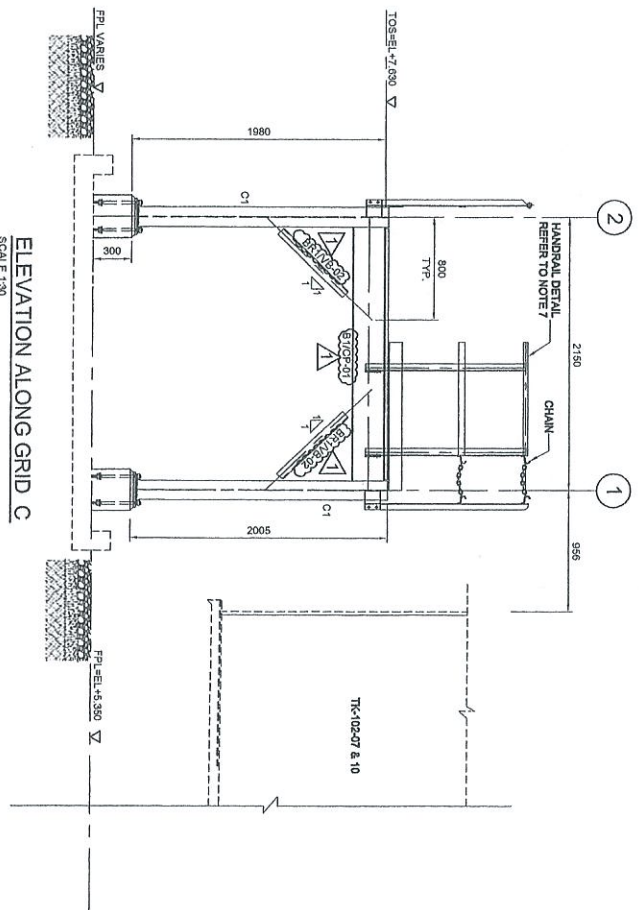
DWG. NO. : DH0008-ENG-C-PF-0053 (1 OF 2)



ELEVATION ALONG GRID 1
SCALE 1:30



ELEVATION ALONG GRID A
SCALE 1:30



ELEVATION ALONG GRID C
SCALE 1:30

NOTES:

- ALL DIMENSIONS ARE IN MILLIMETERS & LEVELS IN METERS
- READ THIS DWG. IN CONJUNCTION WITH
DWG. NO. DH0008-ENG-C-PF-0002
- FOR STRUCTURE NOTES, REFER TO DWG. NO.
DH0008-ENG-C-DR-0001.
- PENGERANG OVERALL MASTER PLAN REFER
DWG. NO. DH0008-ENG-P-0-0001
- FOR STANDARD CONNECTION DETAILS REFER
DWG. NO. DH0008-ENG-C-SI-0011 TO 0020
- FOR STANDARD ANCHOR BOLT DETAILS REFER
DWG. NO. DH0008-ENG-C-SI-0001
- FOR STANDARD HANDRAIL DETAILS REFER
DWG. NO. DH0008-ENG-C-SI-0003
- FOR STANDARD STAIRCASE DETAILS REFER
DWG. NO. DH0008-ENG-C-SI-0005
- FOR STANDARD GRATING DETAILS REFER
DWG. NO. DH0008-ENG-C-SI-0007
- FOR FOUNDATION & CONNECTION DETAILS REFER
DWG. NO. DH0008-ENG-C-SI-0075
- ALL CONNECTIONS ARE BOLTED CONNECTIONS.
- ALL THE STRUCTURAL MEMBERS HAVE TO BE
HOT DIPPED GALVANIZED.

ABBREVIATION:

- B1/P-01 : B1 = MEMBER SIZE & CP-01 = CONNECTION TYPE
T.O.C. = TOP OF CONCRETE
P.L. = FINISHED PLATFORM LEVEL
O.L. = GROUND LEVEL
T.O.S. = TOP OF STEEL

LEGENDS:

MARKING	SIZE	NOTE
C1	UC 153x152x23 KG/M	COLUMN
B1	UB 254x102x22 KG/M	BEAM
B2	UB 254x102x23 KG/M	BEAM
B3	C 200x80x24 KG/M	BEAM
B4	L 65 x 65 x 8.7TK	BRACE

NO.	DATE	BY	CHK'D	APP'R.	DATE
1	10.06.13				
0	12.11.12				
A	30.08.12				

PROJECT TITLE :
INDEPENDENT DEEPWATER PETROLEUM
TERMINAL AT PENGERANG

PROJECT OWNER :
PENGERANG INDEPENDENT TERMINALS SDN.BHD.

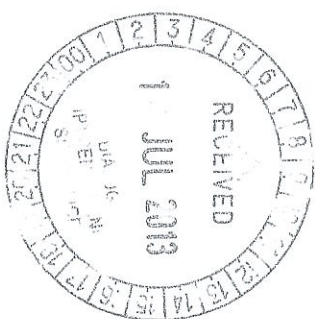
EPCC CONTRACTOR :
DIALOG E & C SDN. BHD. (182290-J)
109, BLOK 5, PHILIP DAMANSARA 1,
NO. 9, JALAN 16/11, 46350 PETLING JAYA, SELANGOR.

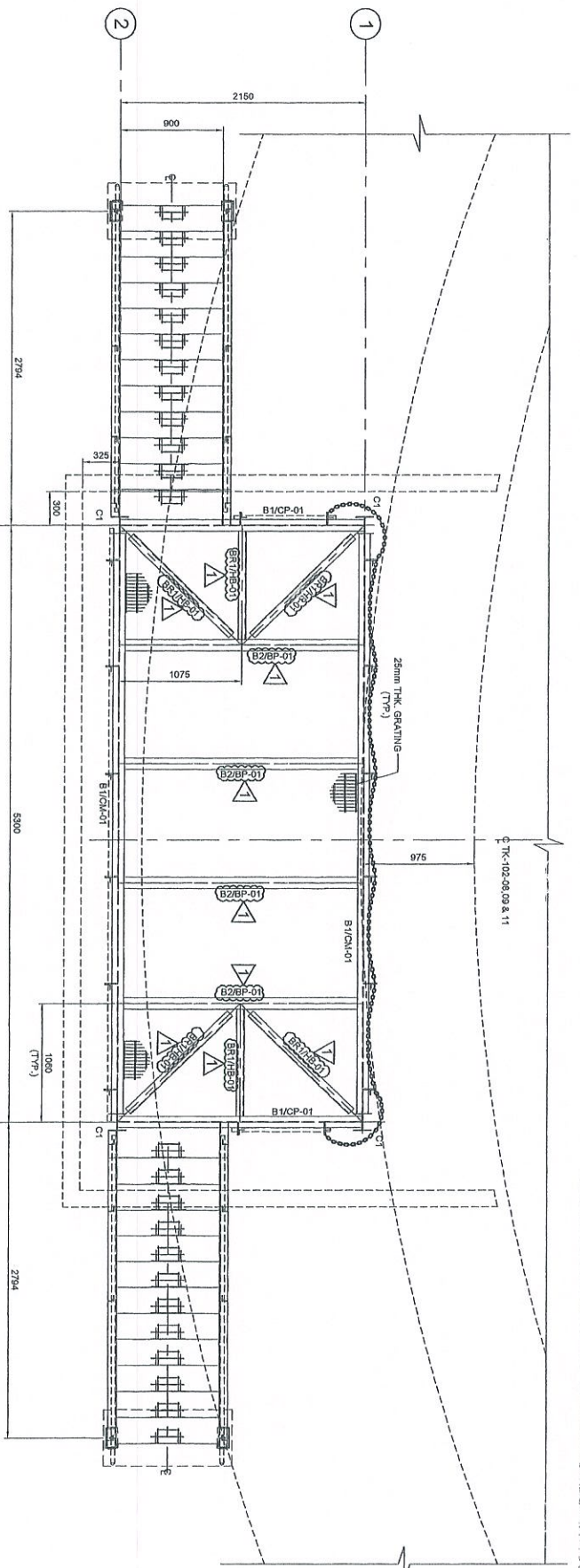
DRAWING TITLE :
PLAN & SECTIONAL DETAILS OF
OPERATING PLATFORM 102-OPF-07 & 10
FOR TANKPIT-102

SCALE : 1:30
CHECKED : WK/ZJ
DRAWN : CLK
APPROVED : LKH
DATE : 30.08.12
FILENAME : DH0008-ENG-C-PF-0053
DWG. NO. : DH0008-ENG-C-PF-0053
SHT. NO. REV. (2 OF 2) 1

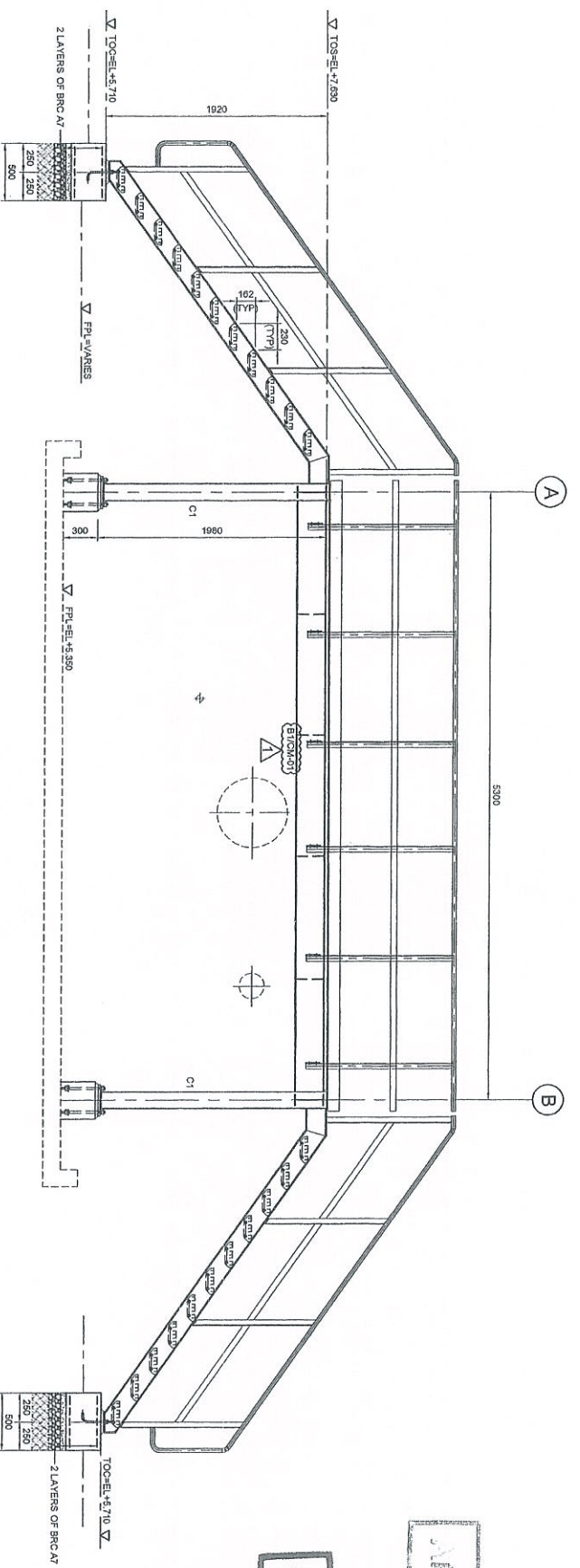
APPROVED FOR CONSTRUCTION

COPY 2/3

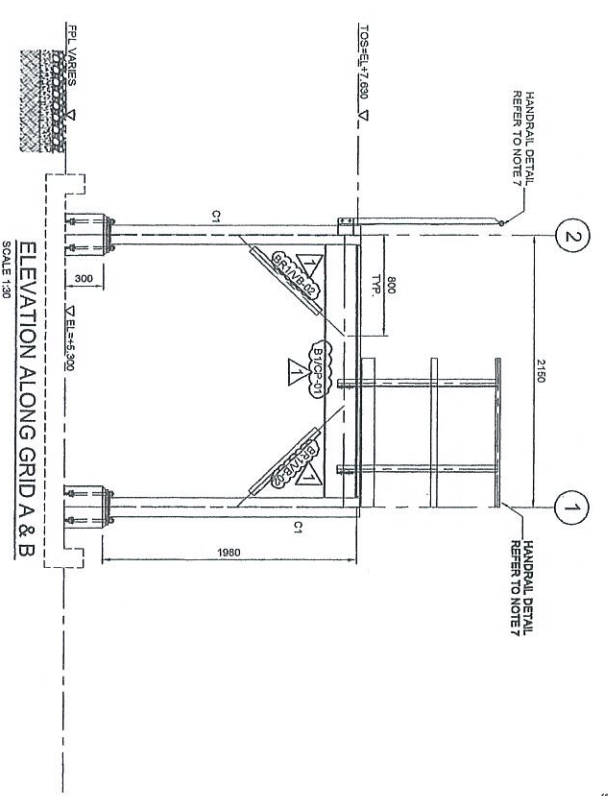




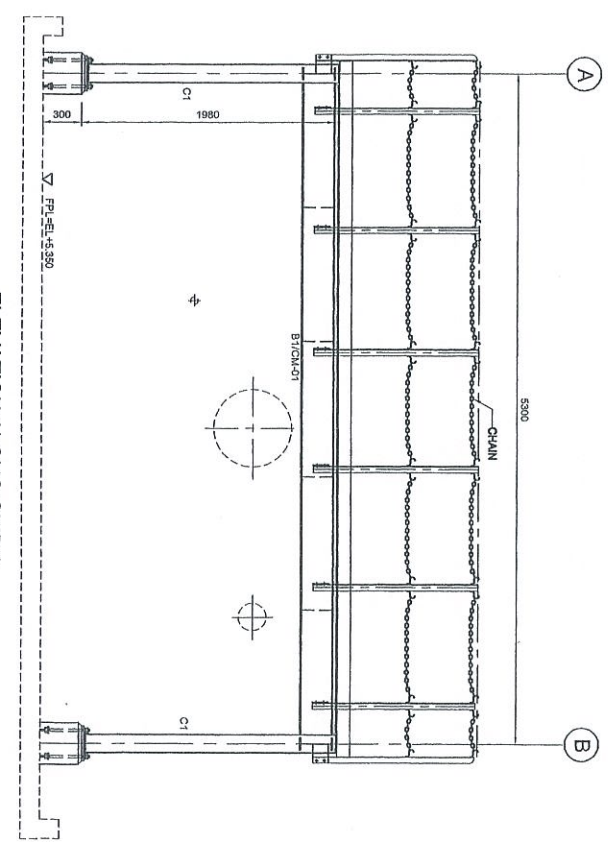
PLAN AT EL. +7.630
SCALE 1:30
(ALL HORIZONTAL BRACINGS ARE AT 75mm)



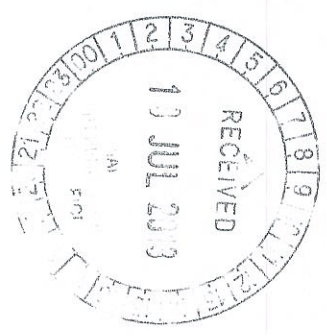
ELEVATION ALONG GRID 1
SCALE 1:30



ELEVATION ALONG GRID A & B
SCALE 1:30



ELEVATION ALONG GRID 2
SCALE 1:30



APPROVED FOR CONSTRUCTION

COPY 2.3

- NOTES:
1. ALL DIMENSIONS ARE IN MILLIMETERS & LEVELS IN METERS
 2. READ THIS DWG. IN CONJUNCTION WITH
DWG. No: DH0008-ENG-C-PF-0002
 3. FOR STRUCTURE NOTES, REFER TO DWG. NO:
DH0008-ENG-C-01-0001
 4. PENGERANG OVERALL MASTER PLAN REFER
DWG. No: DH0008-ENG-PH-C-0001
 5. FOR STANDARD CONNECTION DETAILS REFER
DWG. No: DH0008-ENG-C-S0-0011 TO 0020
 6. FOR STANDARD ANCHOR BOLT DETAILS REFER
DWG. No: DH0008-ENG-C-S0-0001
 7. FOR STANDARD HANDRAIL DETAILS REFER
DWG. No: DH0008-ENG-C-S0-0003
 8. FOR STANDARD STAIRCASE DETAILS REFER
DWG. No: DH0008-ENG-C-S0-0005
 9. FOR STANDARD GRATING DETAILS REFER
DWG. No: DH0008-ENG-C-S0-0007
 10. FOR FOUNDATION & CONNECTION DETAILS REFER
DWG. No: DH0008-ENG-C-S0-0025
 11. ALL CONNECTIONS ARE BOLTED CONNECTIONS.
 12. ALL THE STRUCTURAL MEMBERS HAVE TO BE
HOT DIPPED GALVANIZED.

ABBREVIATION:
B1/CP-01 : B1 = MEMBER SIZE & CP-01 = CONNECTIONS
10C : = TOP OF CONCRETE
F.P.L. = FINISHED PLATFORM LEVEL
G.L. = GROUND LEVEL
T.O.S. = TOP OF STEEL

LEGENDS:

MARKING	SIZE	NOTE
CT	UC 15X152X23 KGM	COLUMN
B1	UB 25X170X22 KGM	BEAM
B2	UB 25X110X22 KGM	BEAM
B3	C 200X82X24 KGM	BEAM
BRT	L 65 X 95 X 0.75K	BRACE

Independent Design
Engineering Services
11/11/11

Project No: DH0008
Date: 11/11/11

By: [Signature]
Checked: [Signature]
Approved: [Signature]

NO	DESCRIPTION	BY	CHK'D	DATE
1	APPROVED FOR CONSTRUCTION	WKL/ZJ	LKL	11.11.12
0	ISSUED FOR APPROVAL	KSR	WKL/ZJ	12.11.12
A	ISSUED FOR REVIEW	CHK	WKL/ZJ	30.08.12

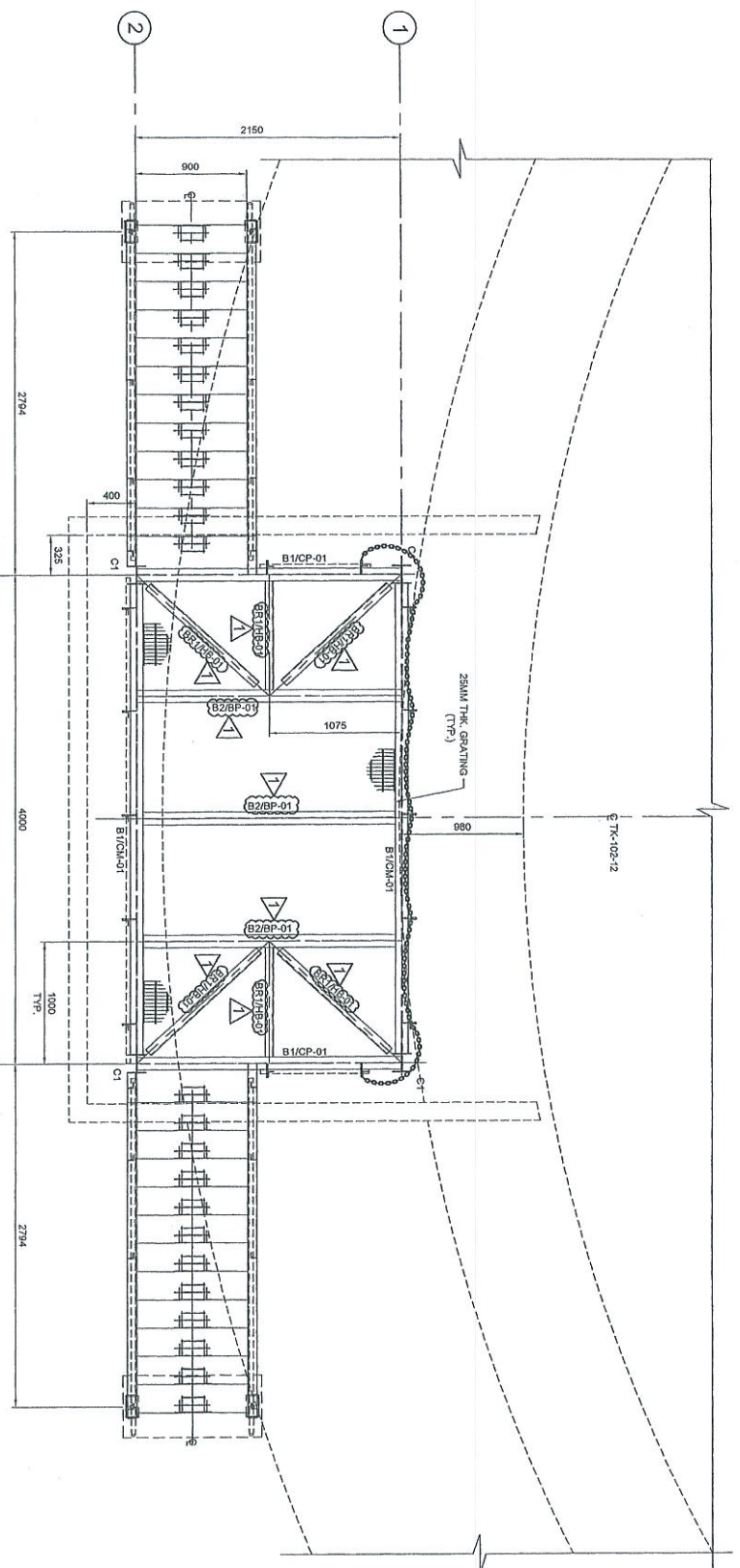
PROJECT TITLE:
INDEPENDENT DEEPWATER PETROLEUM
TERMINAL AT PENGERANG

PROJECT OWNER:
PENGERANG INDEPENDENT TERMINALS SDN.BHD.

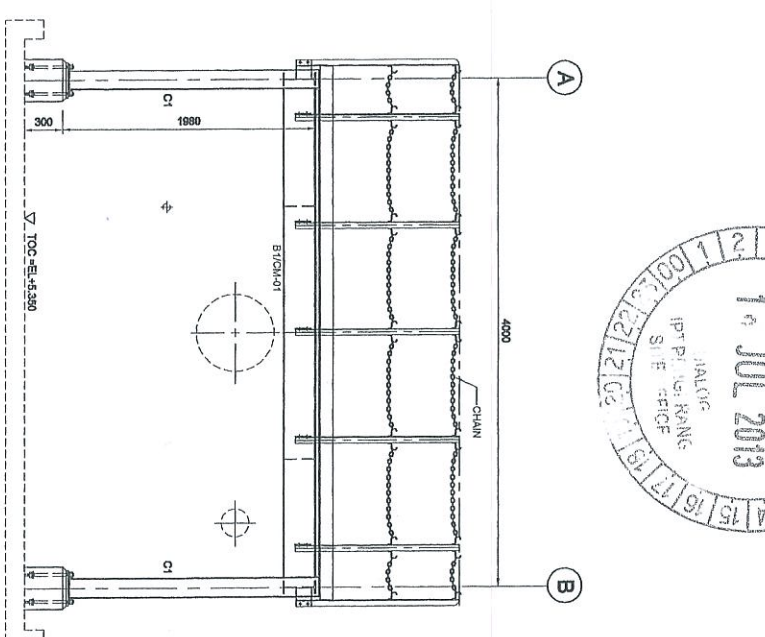
EPCC CONTRACTOR:
DIALOG E & C SDN. BHD. (188298-U)
108, BLOCK G, PULAU DAUNSAK, 1,
NO. 9, JALAN 16/11, 46350 PETALING JAYA, SELANGOR.

DRAWING TITLE:
PLAN & SECTIONAL DETAILS OF
OPERATING PLATFORM 102-OP-08.09 & 11
FOR TANKPIT-102

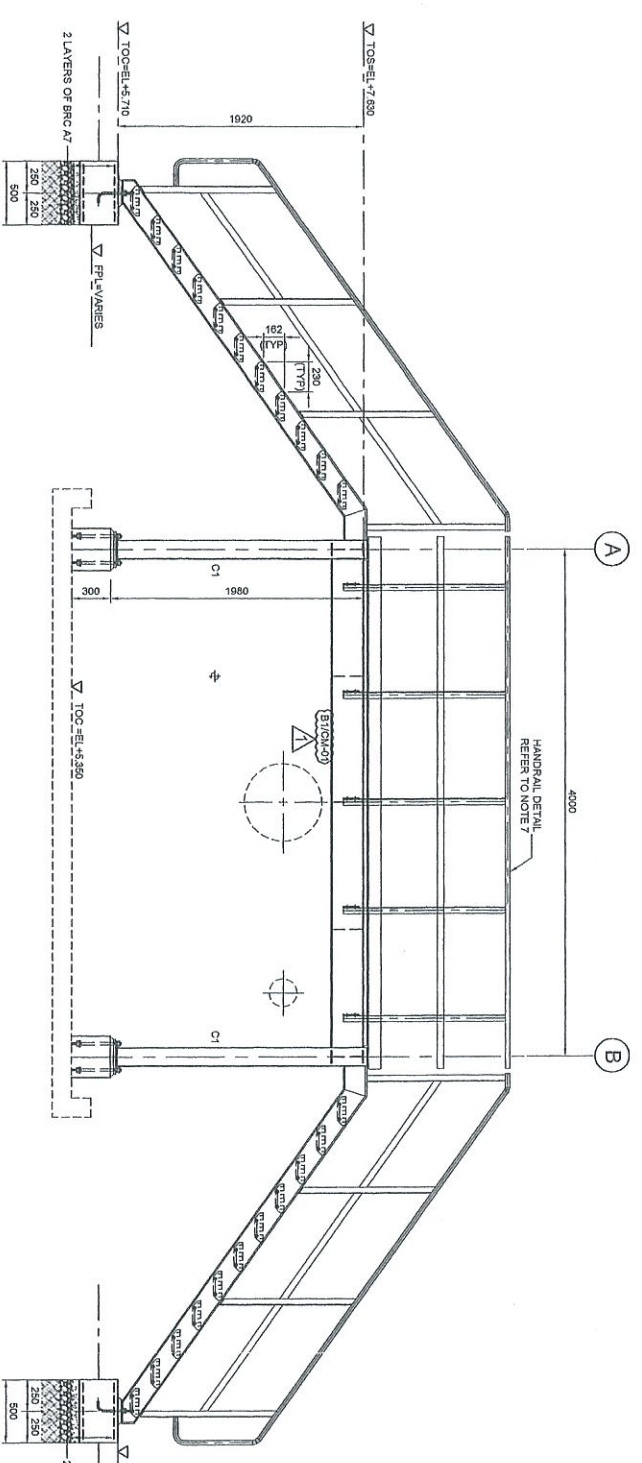
SCALE : 1:30
CHECKED : WKL/ZJ
DRAWN : CHK
DATE : 30.08.12
FILENAME : DH0008-ENG-C-PF-0054
DWG. NO. : DH0008-ENG-C-PF-0054
SHT. NO. : 1
REV. : 1



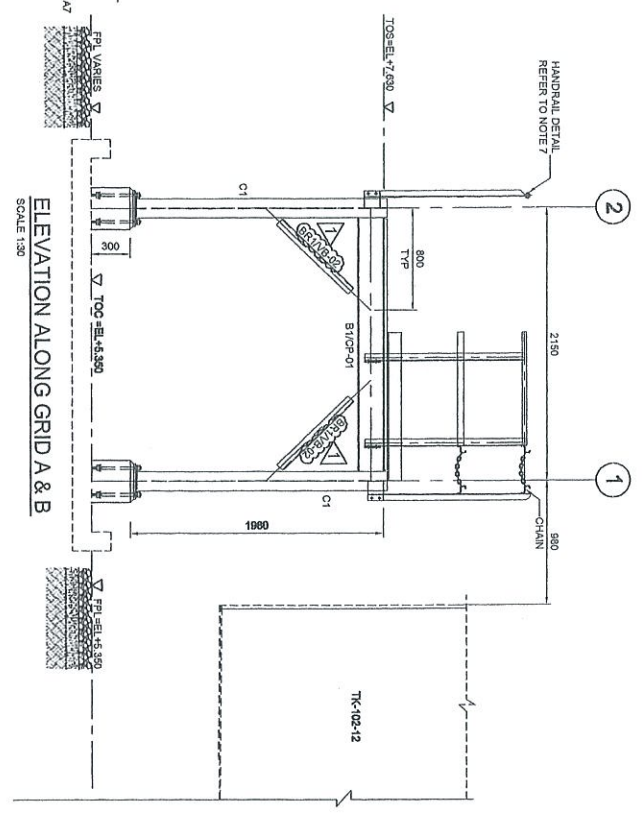
PLAN AT EL +7.630
SCALE 1:30



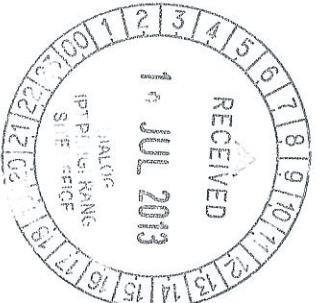
ELEVATION ALONG GRID 2
SCALE 1:30



ELEVATION ALONG GRID 1
SCALE 1:30



ELEVATION ALONG GRID A & B
SCALE 1:30

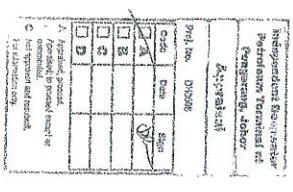


- NOTES:
1. ALL DIMENSIONS ARE IN MILLIMETERS & LEGDS IN METERS
 2. READ THIS DWG. IN CONJUNCTION WITH DWG. No: DH0008-ENG-C-PF-0002
 3. FOR STRUCTURE NOTES, REFER TO DWG NO: DH0008-ENG-C-SN-0001.
 4. PENGERANG OVERALL MASTERS PLOT PLAN REFER DWG. No: DH0008-ENG-PH-0-0001
 5. FOR STANDARD CONNECTION DETAILS REFER DWG. No: DH0008-ENG-C-SO-0011 TO 0020
 6. FOR STANDARD ANCHOR BOLT DETAILS REFER DWG. No: DH0008-ENG-C-SO-0001
 7. FOR STANDARD HANDRAIL DETAILS REFER DWG. No: DH0008-ENG-C-SO-0003
 8. FOR STANDARD STAIRCASE DETAILS REFER DWG. No: DH0008-ENG-C-SO-0005
 9. FOR STANDARD GRATING DETAILS REFER DWG. No: DH0008-ENG-C-SO-0007
 10. FOR FOUNDATION & CONNECTION DETAILS REFER DWG. No: DH0008-ENG-C-SO-0075
 11. ALL CONNECTIONS ARE BOLTED CONNECTIONS.
 12. ALL THE STRUCTURAL MEMBERS HAVE TO BE HOT DIPPED GALVANIZED.

ABBREVIATION:
B1/CP-01 : B1 = MEMBER SIZE & CP-01 = CONNECTION TYPE
TOC = TOP OF CONCRETE
F.P.L = FINISHED PLATFORM LEVEL
G.L = GROUND LEVEL
T.O.S = TOP OF STEEL

LEGENDS:

MARKING	SIZE	NOTE
C1	UC 152x152x23 KGM	COLUMN
B1	UB 254x102x23 KGM	BEAM
B2	UB 254x102x23 KGM	BEAM
B3	C 200x80x24 KGM	BEAM
BRT	L 85 x 65 x 6 THK	BRACE



NO	DESCRIPTION	BY	CHK'D	APPR.	DATE
1	APPROVED FOR CONSTRUCTIONS	WKL/ZJ	LKL		30.08.12
0	ISSUED FOR APPROVAL	KSR WKL/ZJ	LKL		12.11.12
A	ISSUED FOR REVIEW	CHK: WKL/ZJ	LKL		30.08.12

PROJECT TITLE :
INDEPENDENT DEEPWATER PETROLEUM TERMINAL AT PENGERANG

PROJECT OWNER :
PENGERANG INDEPENDENT TERMINALS SDN.BHD.

EPCC CONTRACTOR :
DIALOG E & C SDN. BHD. (199290-U)
109, BLOK C, PHASE DUA, JALAN SENGOR,
NO. 5, JALAN 19/11, 45150 PETALING AJAY, SELANGOR.

DRAWING TITLE :
PLAN & SECTIONAL DETAILS OF OPERATING PLATFORM 102-OPF-12 FOR TANKPIT-102

SCALE : 1:30
DRAWN : CHK
DATE : 30.08.12
DWG. NO : **DH0008-ENG-C-PF-0055**

CHECKED : WKL/ZJ
APPROVED : LKL
FILENAME : DH0008-ENG-C-PF-0055
SFT. NO. REV. (1 OF 1) 1

APPROVED FOR CONSTRUCTION

COPY 2.3

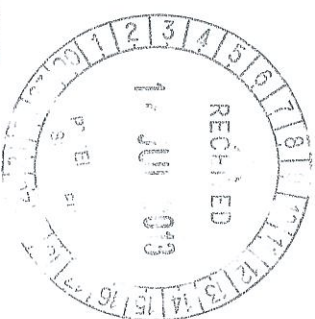
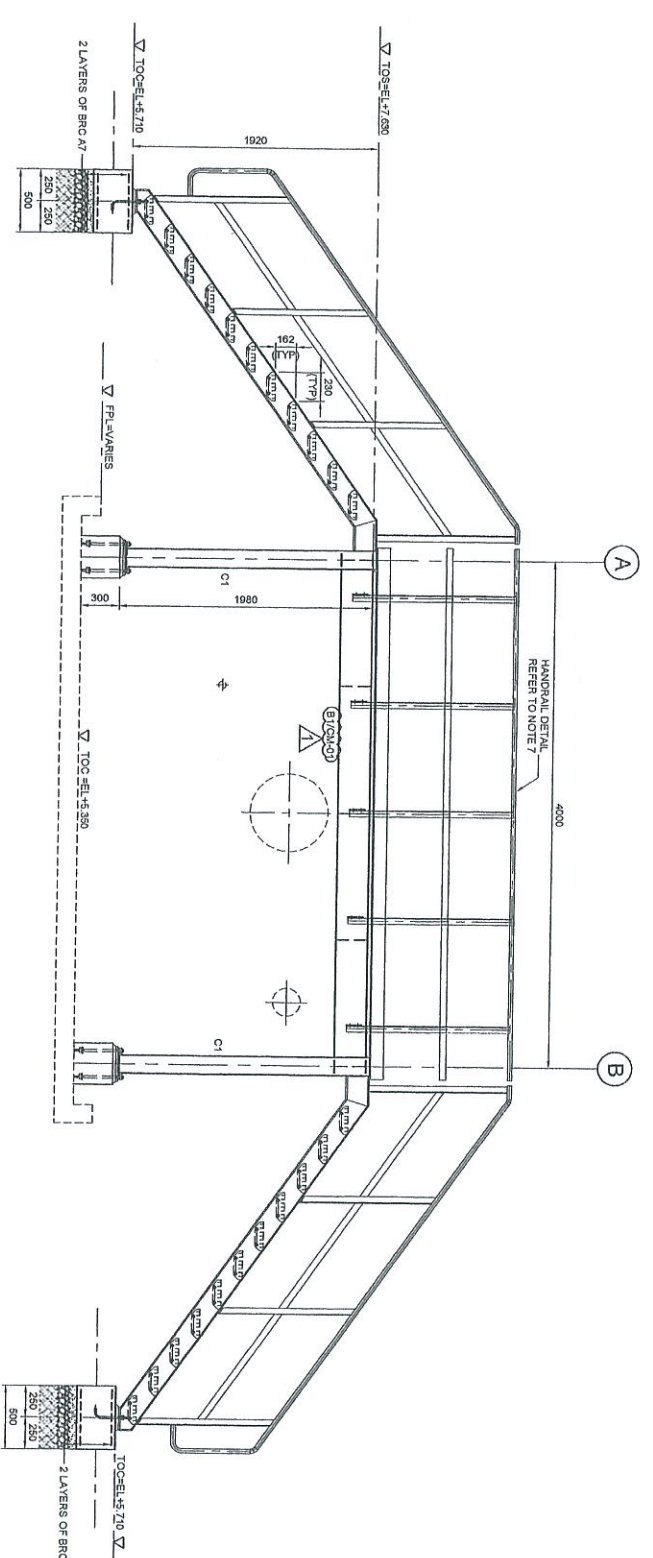
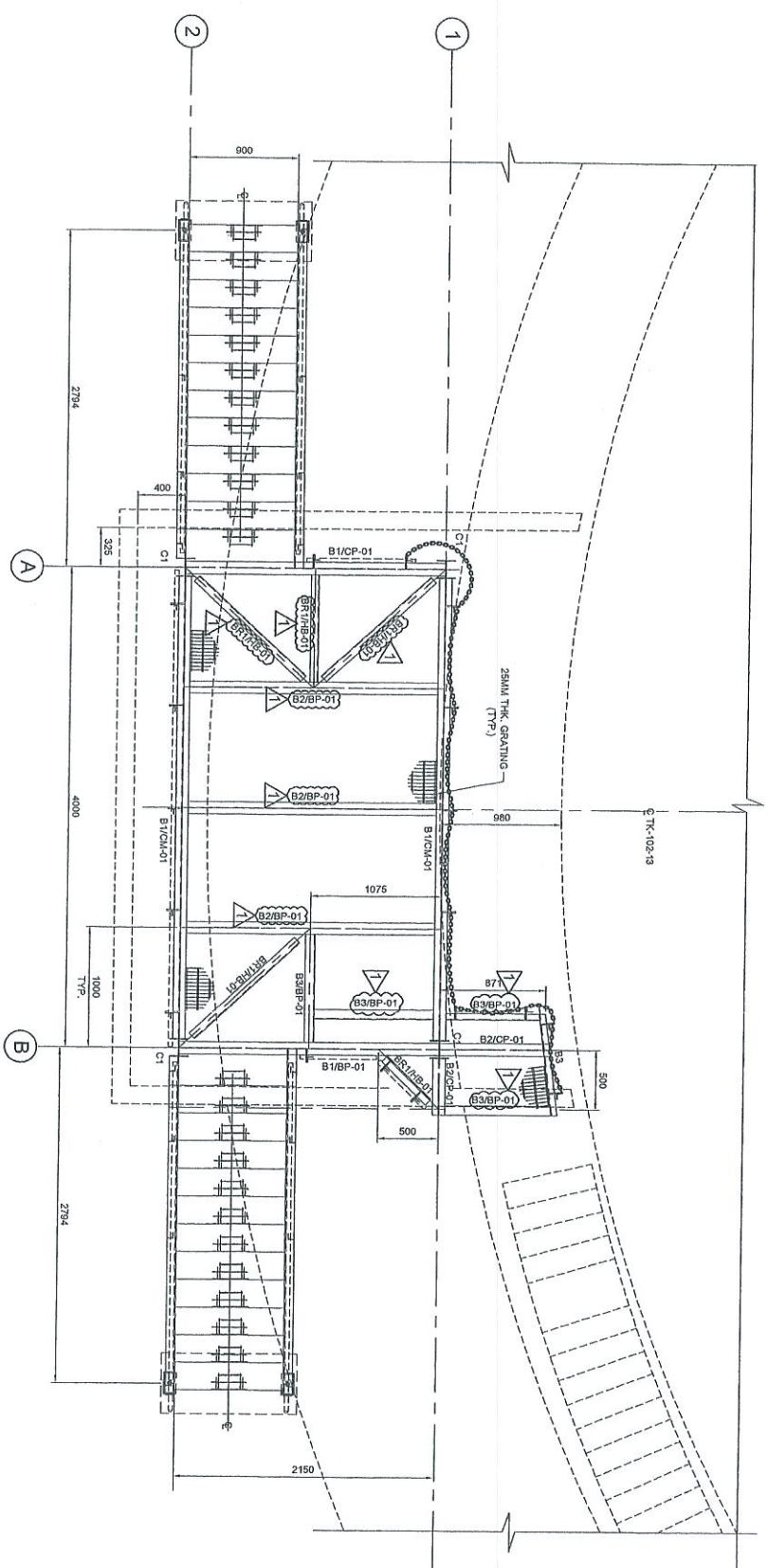
- NOTES:**
1. ALL DIMENSIONS ARE IN MILLIMETERS & LEVELS IN METERS
 2. READ THIS DWG. IN CONJUNCTION WITH
DWG. NO: DH0008-ENG-C-PF-0002
 3. FOR STRUCTURE NOTES, REFER TO DWG NO:
DH0008-ENG-C-9M-0001
 4. PENERANGAN OVERALL MASTER PLAN REFER
DWG. NO: DH0008-ENG-P1-3-0001
 5. FOR STANDARD CONNECTION DETAILS REFER
DWG. NO: DH0008-ENG-C-S0-0011 TO 0020
 6. FOR STANDARD ANCHOR BOLT DETAILS REFER
DWG. NO: DH0008-ENG-C-S0-0001
 7. FOR STANDARD HANGRAL DETAILS REFER
DWG. NO: DH0008-ENG-C-S0-0003
 8. FOR STANDARD SPARCOSE DETAILS REFER
DWG. NO: DH0008-ENG-C-S0-0005
 9. FOR STANDARD GRATING DETAILS REFER
DWG. NO: DH0008-ENG-C-S0-0007
 10. FOR FOUNDATION & CONNECTION DETAILS REFER
DWG. NO: DH0008-ENG-C-S0-0075
 11. ALL CONNECTIONS ARE BOLTED CONNECTIONS.
 12. ALL THE STRUCTURAL MEMBERS HAVE TO BE
HOT DIPPED GALVANIZED.

ABBREVIATION:
 B1/P-01 B1 = MEMBER SIZE & P-01 = CONNECTION TYPE.
 TOC. = TOP OF CONCRETE.
 PFL = FINISHED PLATFORM LEVEL
 OL. = GROUND LEVEL
 TOS. = TOP OF STEEL

LEGENDS:

MARKING	SIZE	NOTE
CV	UC 152X152X23 KGM	COLUMN
B1	UB 244X125X23 KGM	BEAM
B2	UB 244X102X22 KGM	BEAM
B3	C 200X80X24 KGM	BEAM
B4	L 63 X 63 X 8 TPK	BRACE

Proj. No. DH0008	Rev. No.	01
Drawn By: LMK	Checked By: LMK	13.11.12
Issued For: APPROVAL	Appr. Date:	30.08.12



COPY 2/3

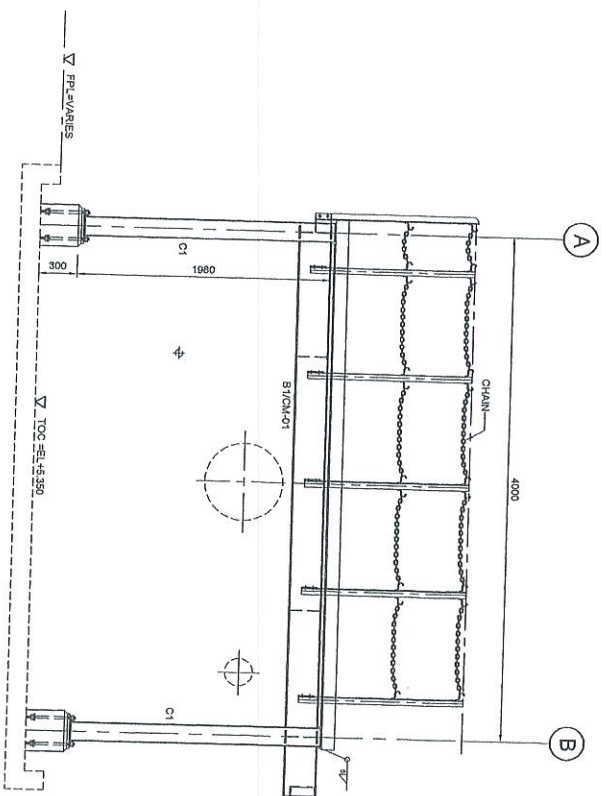
APPROVED FOR CONSTRUCTION

PROJECT OWNER :
PENGERANG INDEPENDENT TERMINALS SDN.BHD.

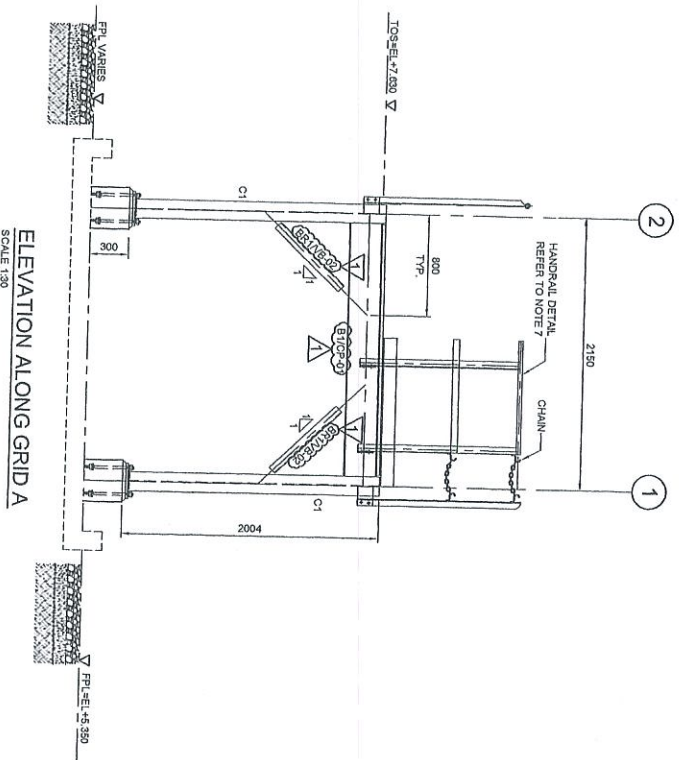
EPC CONTRACTOR :
DIALOG E & C SDN. BHD. (88729-U)
 109, BLOK G, PHLEO DAMANSARA 1,
 NO. 9, JALAN 19/11, 46350 PETALING JAYA, SELANGOR.

DRAWING TITLE :
**PLAN & SECTIONAL DETAILS OF
 OPERATING PLATFORM 102OPF-13
 FOR TANKPIT-102**

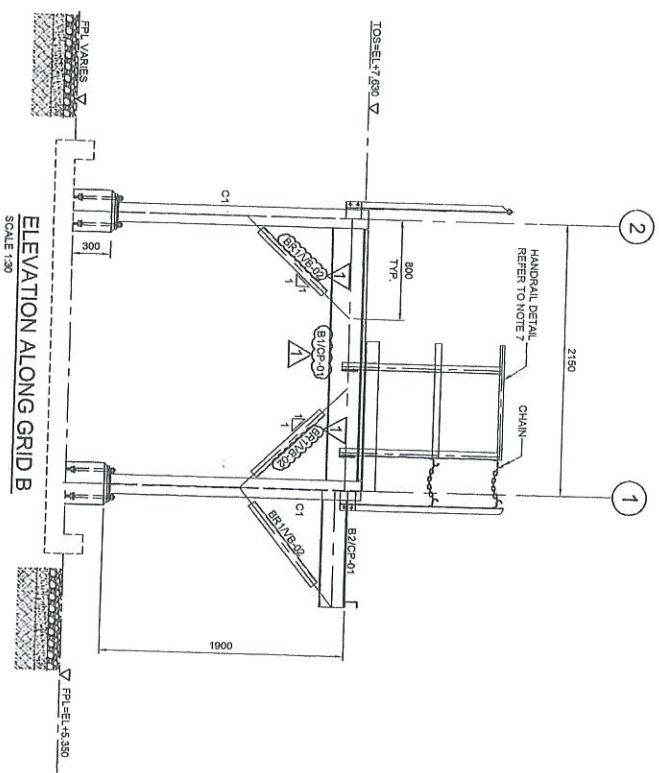
SCALE : 1:30, 1:20
CHECKED : WKL/ZJ
DATE : 30.08.12
APPROVED : LMK
FILENAME : DH0008-ENG-C-PF-0056
DWG. NO. : DH0008-ENG-C-PF-0056
SHT. NO. : 1
REV. : (1 OF 2)



ELEVATION ALONG GRID 1
SCALE 1:30



ELEVATION ALONG GRID A
SCALE 1:30



ELEVATION ALONG GRID B
SCALE 1:30

NOTES:

1. ALL DIMENSIONS ARE IN MILLIMETERS & LEVELS IN METERS
2. REVD THIS DWG. IN CONNECTION WITH
DWG. NO. DH0008-ENG-C-PF-0002
3. FOR STRUCTURE NOTES REFER TO DWG NO.
DH0008-ENG-C-SN-0001.
4. PENERANG OVERALL MASTER PLAN REFER
DWG. NO. DH0008-ENG-PF-0001
5. FOR STANDARD CONNECTION DETAILS REFER
DWG. NO. DH0008-ENG-C-SO-0011 TO 0020
6. FOR STANDARD ANCHOR BOLT DETAILS REFER
DWG. NO. DH0008-ENG-C-SO-0001
7. FOR STANDARD HANDRAIL DETAILS REFER
DWG. NO. DH0008-ENG-C-SO-0003
8. FOR STANDARD STAIRCASE DETAILS REFER
DWG. NO. DH0008-ENG-C-SO-0005
9. FOR STANDARD OPERATING DETAILS REFER
DWG. NO. DH0008-ENG-C-SO-0007
10. FOR FOUNDATION & CONNECTION DETAILS REFER
DWG. NO. DH0008-ENG-C-SO-0075
11. ALL CONNECTIONS ARE BOLTED CONNECTIONS
12. ALL THE STRUCTURAL MEMBERS HAVE TO BE
HOT DIPPED GALVANIZED.

ABBREVIATION:

- B1/GP-01 : B1 = MEMBER SIZE & GP-01 = CONNECTION TYPE.
 TOCL = TOP OF CONCRETE
 FPL = FINISHED PLATFORM LEVEL
 GL = GROUND LEVEL
 TOS = TOP OF STEEL

LEGENDS:

MARKING	SIZE	NOTE
CT	UC 153x152x23 KG/M	COLUMN
B1	UB 254x102x22 KG/M	BEAM
B2	UB 254x102x22 KG/M	BEAM
B3	C 200x80x24 KG/M	BEAM
B4	L 45 x 65 x 9 THK	BRACE

NO.	REVISION	DATE	BY	CHK'D	APP'R	DATE
1	APPROVED FOR CONSTRUCTION	12/06/13	WKL/ZI			
0	ISSUED FOR APPROVAL	12/11/12	WKL/ZI			
A	ISSUED FOR REVIEW	30/08/12	WKL/ZI			

PROJECT TITLE :
INDEPENDENT DEEPWATER PETROLEUM
TERMINAL AT PENERANG

PROJECT OWNER :
PENERANG INDEPENDENT TERMINALS SDN.BHD.


EPC CONTRACTOR :
DIALOG E & C SDN. BHD. (88290-0)
109, BLOK C, PHASE DAMBANGA 1,
NO. 9, JALAN 15/11, 48330 PENJANG JAYA, SELANGOR.

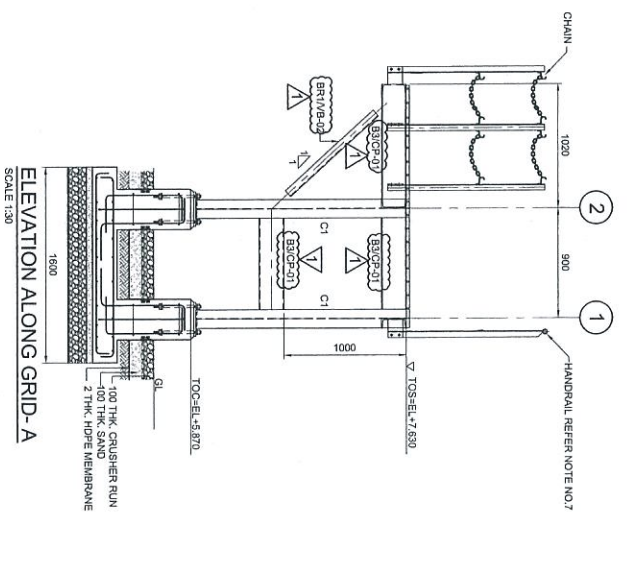
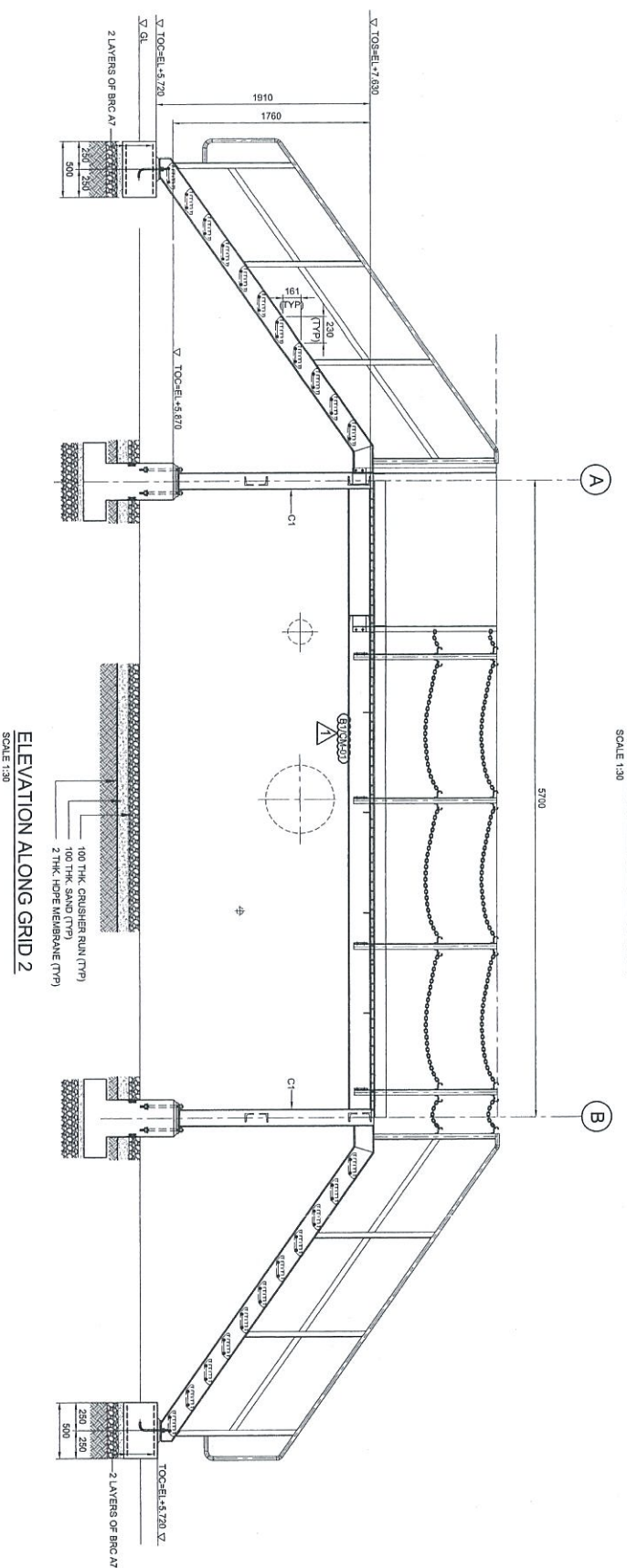
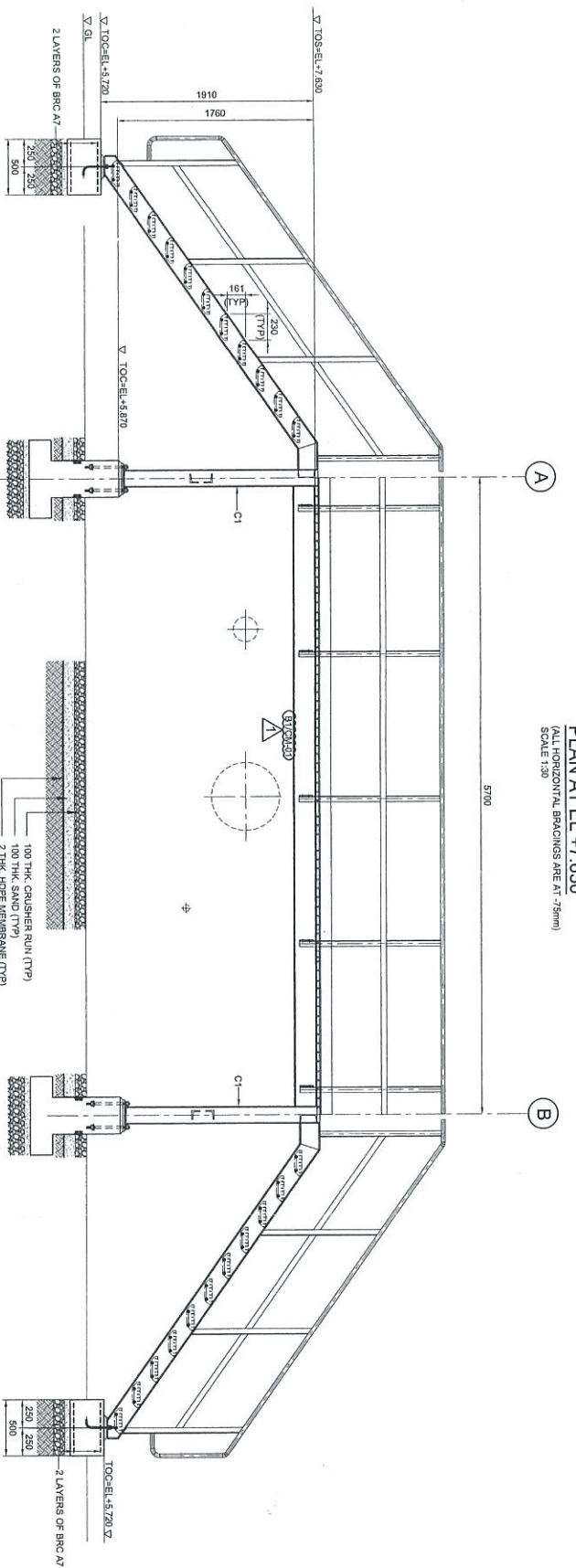
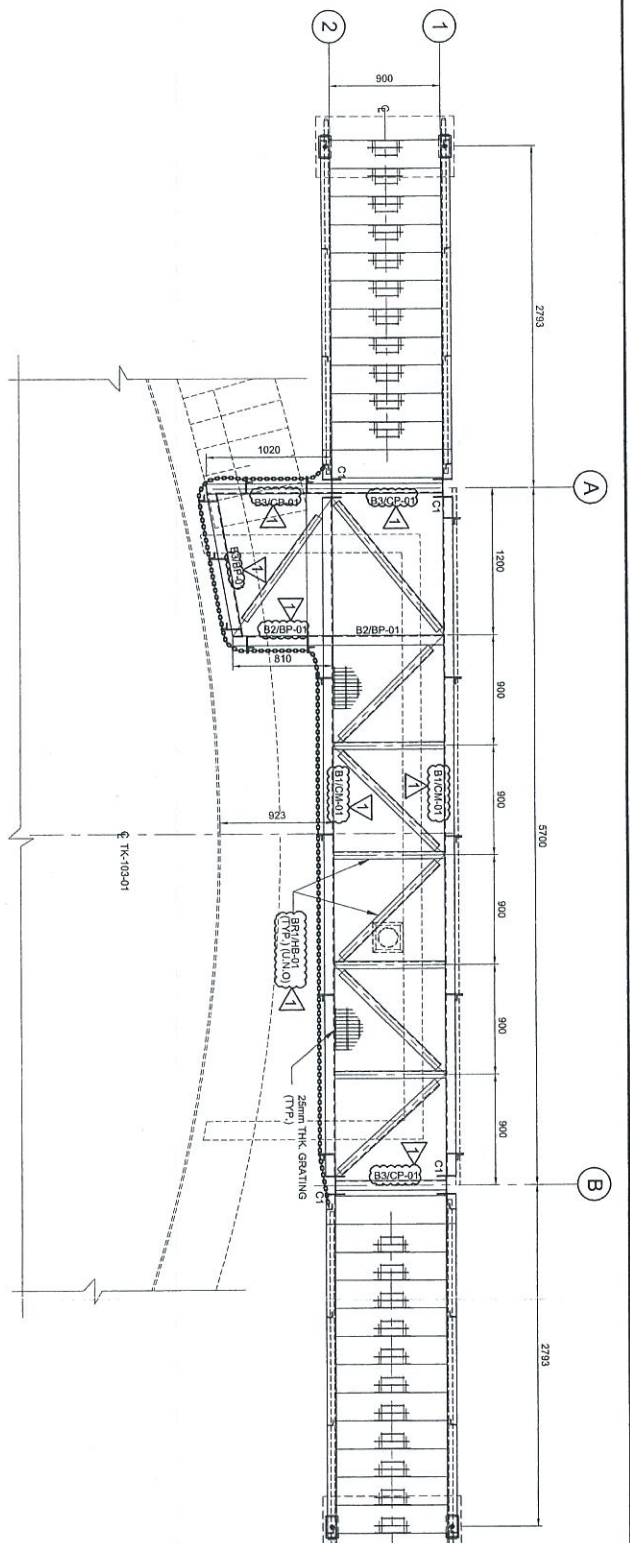
DRAWING TITLE :
PLAN & SECTIONAL DETAILS OF
OPERATING PLATFORM 102-OPF-13
FOR TANKPIT-102

SCALE : 1:30 1:20
DRAWN : OKK
DATE : 30.08.12
DWG. NO. : DH0008-ENG-C-PF-0056

COPY 2/3

APPROVED FOR CONSTRUCTION





Proj. No.	0103
Scale	1:30
Author	KLJ
Checker	KLJ
Appr.	KLJ
Rev.	KLJ

MAPPING	SIZE	NOTE
C1	UC 152 x 152 x 23 KG/M	COLUMN
B1	C 200 x 80 x 24 KG/M	BEAM
B2	C 200 x 80 x 24 KG/M	BEAM
B3	C 200 x 80 x 24 KG/M	BEAM
B4	L 55 x 65 x 6 THK	BRACING

LEGENDS:

B1/CP-01 : B1 = MEMBER SIZE & CP-01 = CONNECTION TYPE

TOC = TOP OF CONCRETE

PTL = FINISHED PLATFORM LEVEL

GL = GROUND LEVEL

TOS = TOP OF STEEL

- ABBREVIATION:**
- B1/CP-01 : B1 = MEMBER SIZE & CP-01 = CONNECTION TYPE
 - TOC = TOP OF CONCRETE
 - PTL = FINISHED PLATFORM LEVEL
 - GL = GROUND LEVEL
 - TOS = TOP OF STEEL
- NOTES:**
- ALL DIMENSIONS ARE IN MILLIMETERS & LEVELS IN METERS
 - READ THIS DWG. IN CONJUNCTION WITH DWG. NO. DH0008-ENG-C-PF-0003
 - FOR STRUCTURE NOTES, REFER TO DWG. NO. DH0008-ENG-C-Q1-0001.
 - PENGERANG OVERALL MASTER PLAN REFER DWG. NO. DH0008-ENG-R1-0-0001
 - FOR STANDED CONNECTION DETAILS REFER DWG. NO. DH0008-ENG-C-S0-0011 TO 0020
 - FOR STANDED ANCHOR BOLT DETAILS REFER DWG. NO. DH0008-ENG-C-S0-0001
 - FOR STANDED HANDRAIL DETAILS REFER DWG. NO. DH0008-ENG-C-S0-0003
 - FOR STANDED STAIRCASE DETAILS REFER DWG. NO. DH0008-ENG-C-S0-0005
 - FOR STANDED GRATING DETAILS REFER DWG. NO. DH0008-ENG-C-S0-0007
 - FOR FOUNDATION & CONNECTION DETAILS REFER DWG. NO. DH0008-ENG-C-S0-0075
 - ALL CONNECTIONS ARE BOLTED CONNECTIONS.
 - ALL THE STRUCTURAL MEMBERS HAVE TO BE HOT DIPPED GALVANIZED.

PROJECT TITLE:
INDEPENDENT DEEPWATER PETROLEUM TERMINAL AT PENGERANG

PROJECT OWNER:
PENGERANG INDEPENDENT TERMINALS SDN. BHD.

EPCC CONTRACTOR:
DIALOG E & C SDN. BHD. (189290-4)
109, BLOK 6, PULAU DAMANSARA 1,
NO. 9, JALAN 18/11, 46350 FELDANG JAYA, SELANGOR.

DRAWING TITLE:
PLAN & SECTIONAL DETAILS OF OPERATING PLATFORM 103-OPF-01 FOR TANKPT-103

SCALE: 1:30

CHECKED: KLJ/23

APPROVED: KLJ

DRAWN: YLR

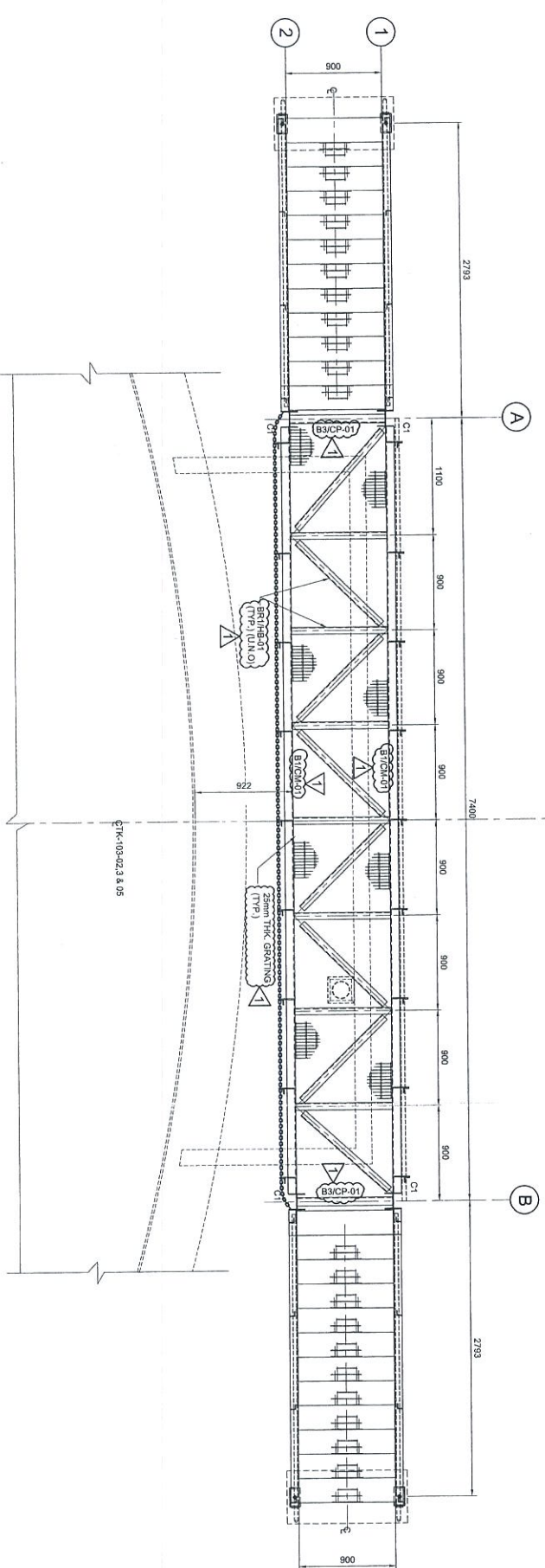
DATE: 06/09/12

FILENAME: DH0008-ENG-C-PF-0057

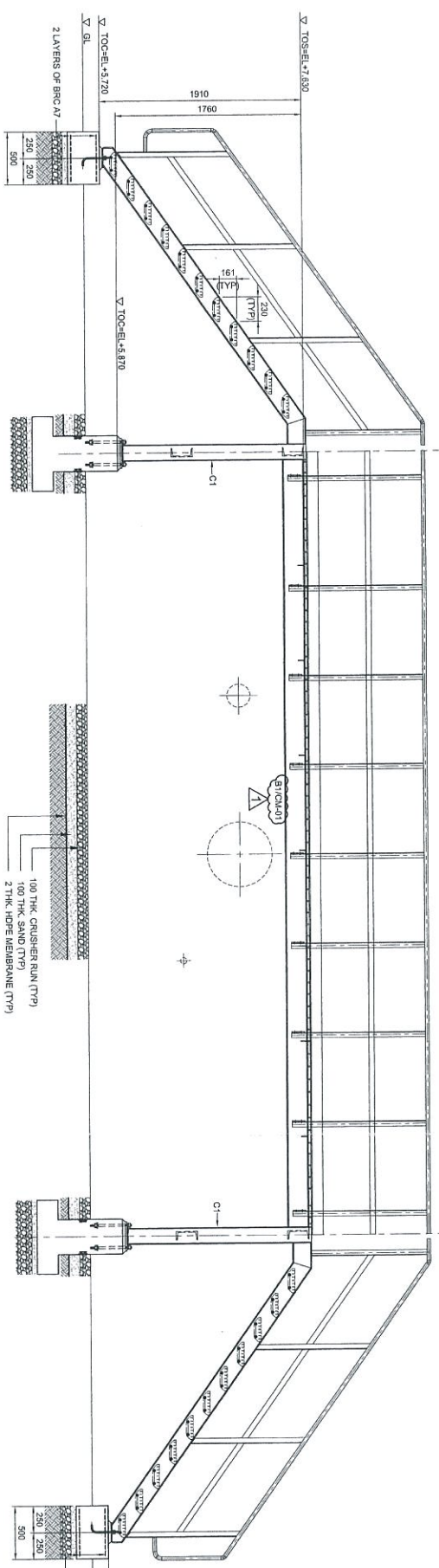
DWG. NO.: DH0008-ENG-C-PF-0057

SHT. NO.: 1

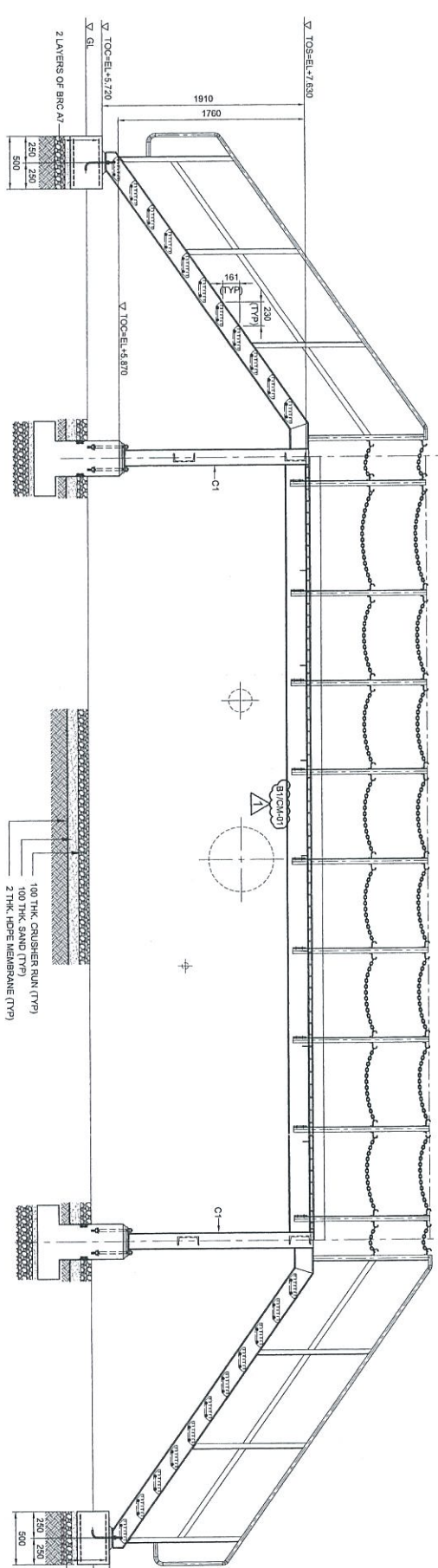
REV.: (1 OF 1)



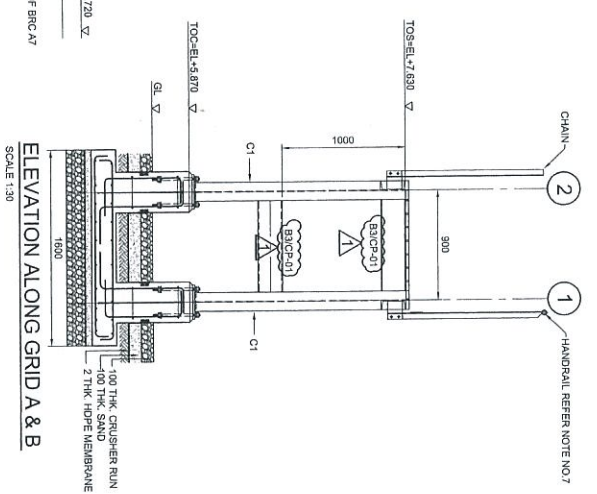
PLAN AT EL +7.630
ALL HORIZONTAL BRACINGS ARE AT 75mm
SCALE 1:30



ELEVATION ALONG GRID 1
SCALE 1:30



ELEVATION ALONG GRID 2
SCALE 1:30



ELEVATION ALONG GRID A & B
SCALE 1:30

Prepared	Checked	Drawn	Approved
Reviewed	Reviewed	Reviewed	Reviewed
Checked	Checked	Checked	Checked
Checked	Checked	Checked	Checked

- NOTES:**
- ALL DIMENSIONS ARE IN MILLIMETERS & LEVELS IN METERS
 - READ THIS DWG. IN CONJUNCTION WITH DWG. No. DH0008-ENG-C-PF-0003
 - FOR STRUCTURE NOTES, REFER TO DWG. NO. DH0008-ENG-C-SI-0001.
 - PENGERANG OVERALL MASTER PLAN REFER DWG. No. DH0008-ENG-P-0001
 - FOR STANDARD CONNECTION DETAILS REFER DWG. No. DH0008-ENG-C-SI-0011 TO 0020
 - FOR STANDARD ANCHOR BOLT DETAILS REFER DWG. No. DH0008-ENG-C-SI-0001
 - FOR STANDARD HANDRAIL DETAILS REFER DWG. No. DH0008-ENG-C-SI-0003
 - FOR STANDARD STAIRCASE DETAILS REFER DWG. No. DH0008-ENG-C-SI-0003
 - FOR STANDARD GRATING DETAILS REFER DWG. No. DH0008-ENG-C-SI-0007
 - FOR FOUNDATION & CONNECTION DETAILS REFER DWG. No. DH0008-ENG-C-SI-0075
 - ALL CONNECTIONS ARE BOLTED CONNECTIONS.
 - ALL THE STRUCTURAL MEMBERS HAVE TO BE HOT DIPPED GALVANIZED.
- ABBREVIATION:**
- B1/CP-01 : B1 = MEMBER SIZE & CP-01 = CONNECTION TYPE
 TOC = TOP OF CONCRETE
 FFL = FINISHED PLATFORM LEVEL
 GL = GROUND LEVEL
 TOS = TOP OF STEEL
- LEGENDS:**
- | MARKING | SIZE | NOTE |
|---------|-----------------------|---------|
| C1 | UC 152 x 152 x 23 KGM | COLUMN |
| B1 | C 200 x 80 x 24 KGM | BEAM |
| B2 | C 200 x 80 x 24 KGM | BEAM |
| B3 | C 200 x 80 x 24 KGM | BEAM |
| B4 | L 65 x 65 x 6 THK | BRACING |



NO.	DESCRIPTION	BY	CHK'D	APPR.	DATE
1	APPROVED FOR CONSTRUCTION	SBS	HWL/ZJ	LKM	02.07.13
0	ISSUED FOR APPROVAL	KSR	HWL/ZJ	LKM	12.11.12
A	ISSUED FOR REVIEW	Y.R	HWL/ZJ	LKM	06.09.12

PROJECT OWNER :
PENGERANG INDEPENDENT TERMINALS SDN.BHD.

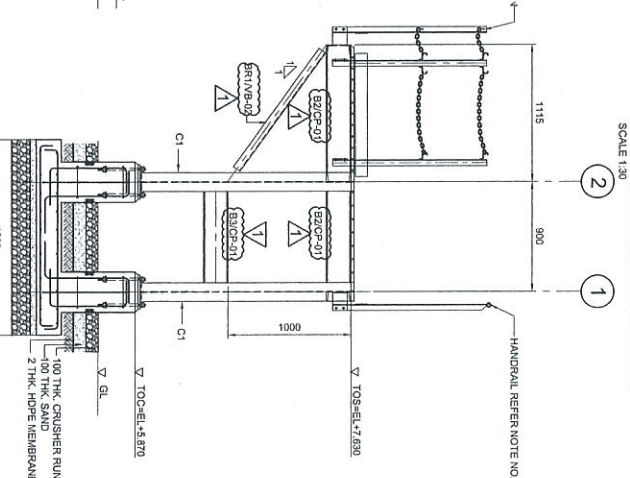
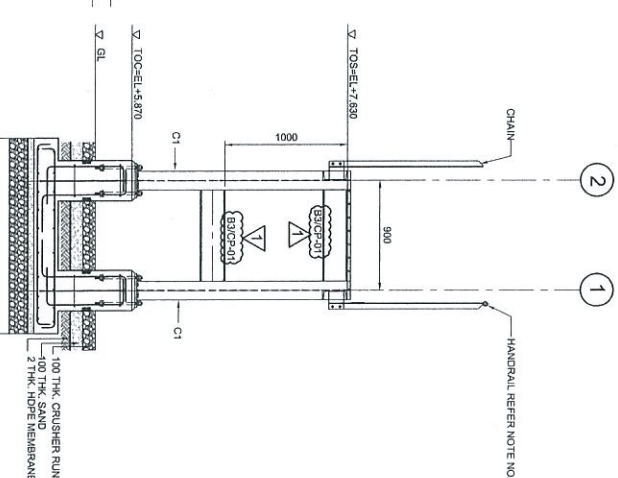
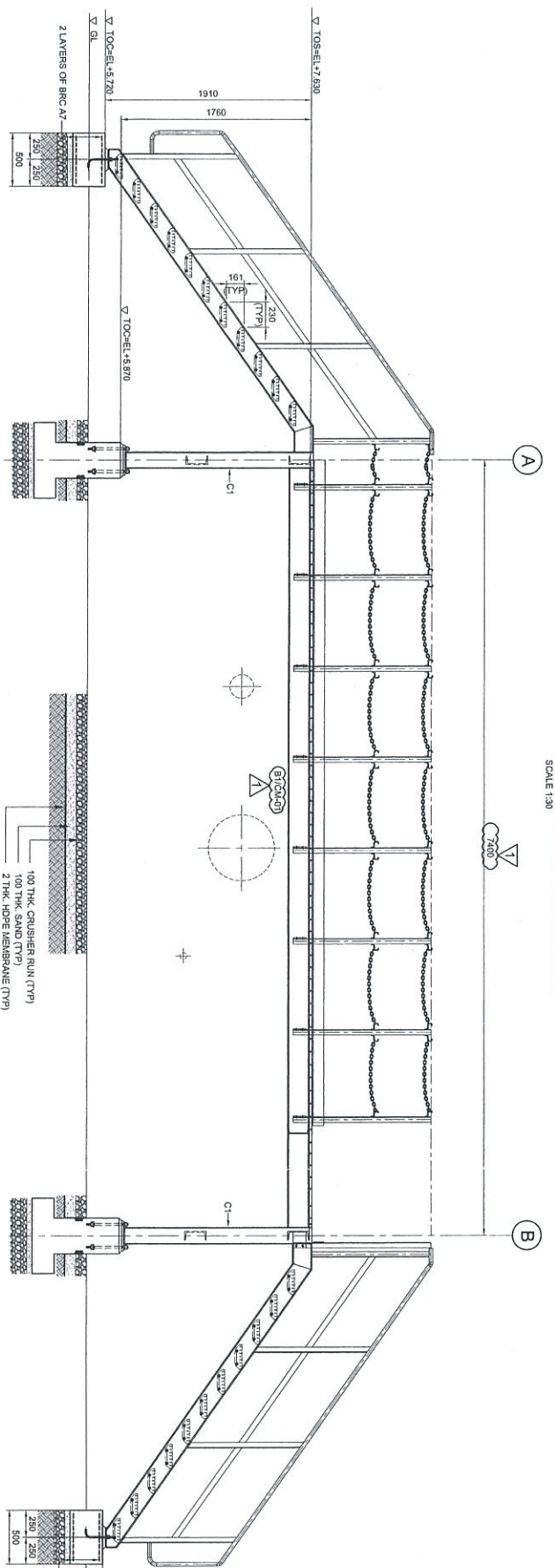
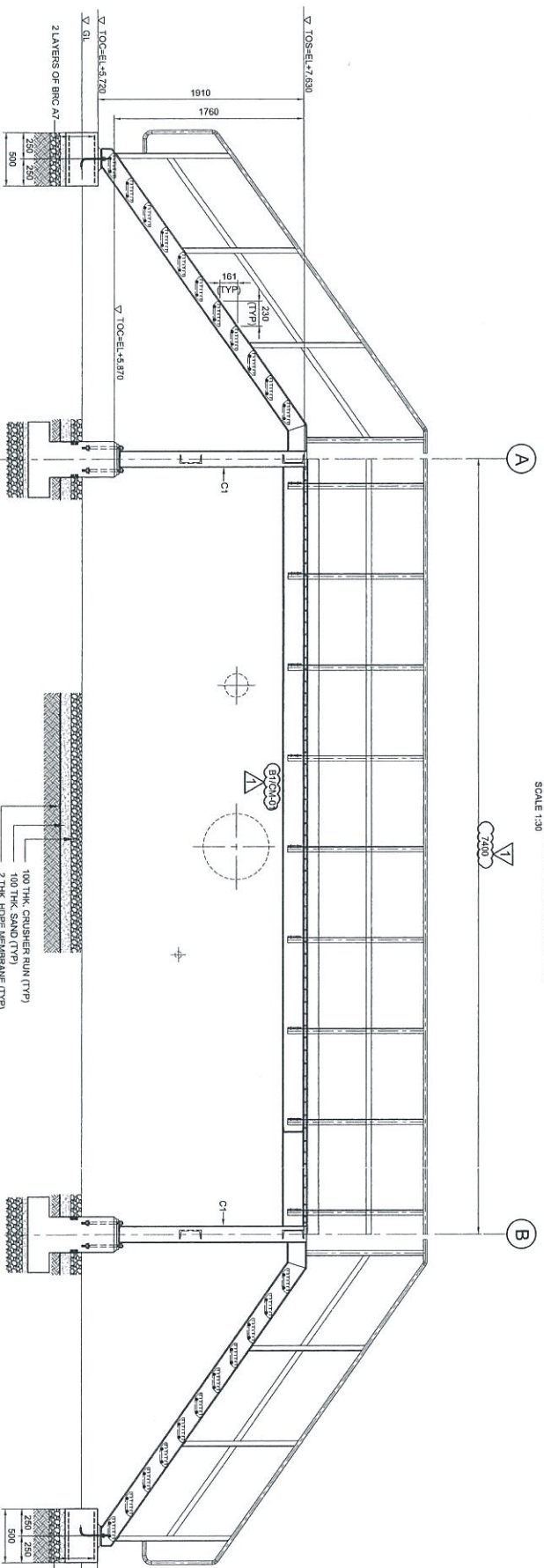
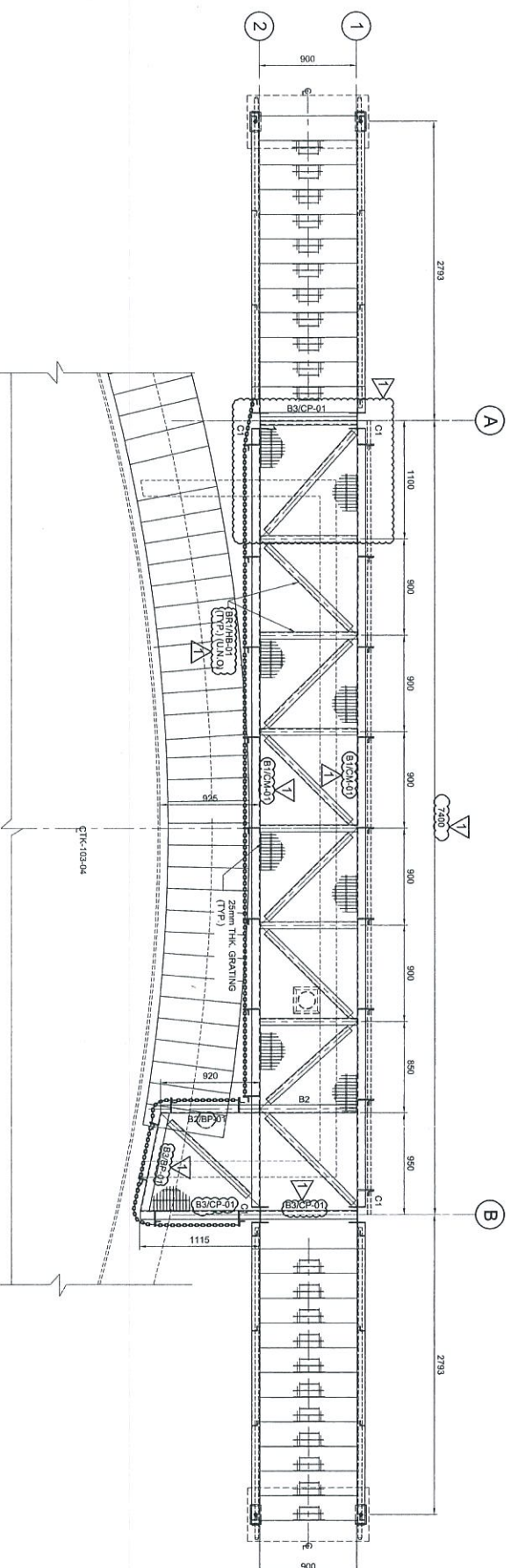
PROJECT TITLE :
INDEPENDENT DEEPWATER PETROLEUM TERMINAL AT PENGERANG

EPCC CONTRACTOR :
DIALOG E & C SDN. BHD. (189290-1)
 109, BLOK C, PHELO DAMANSARA 1,
 NO. 8, JALAN 6/11, 46350 PETALING JAYA, SELANGOR.

DRAWING TITLE :
PLAN & SECTIONAL DETAILS OF OPERATING PLATFORM 103-OPF-02,03 & 05 FOR TANKPT-103

SCALE : 1:30

DRAWN : YJR	CHECKED : HWL/ZJ
DATE : 06.09.12	APPROVED : LKM
DWG. NO. : DH0008-ENG-C-PF-0058	FILENAME : DH0008-ENG-C-PF-0058
SHT. NO. : 1	REV. : 1



- NOTES:**
1. ALL DIMENSIONS ARE IN MILLIMETERS & LEVELS IN METERS
 2. READ THIS DWG. IN CONJUNCTION WITH DWG. No: DH0008-ENG-C-PF-0003
 3. FOR STRUCTURE NOTES, REFER TO DWG. NO. DH0008-ENG-C-SI-0001.
 4. PENGERANG OVERALL MASTER PLAN REFER DWG. No: DH0008-ENG-H-0-0001
 5. FOR STANDED CONNECTION DETAILS REFER DWG. No: DH0008-ENG-C-SI-0011 TO 0020
 6. FOR STANDED ANCHOR BOLT DETAILS REFER DWG. No: DH0008-ENG-C-SI-0001
 7. FOR STANDED HANGAR DETAILS REFER DWG. No: DH0008-ENG-C-SI-0003
 8. FOR STANDED STAIRCASE DETAILS REFER DWG. No: DH0008-ENG-C-SI-0005
 9. FOR STANDED GRATING DETAILS REFER DWG. No: DH0008-ENG-C-SI-0007
 10. FOR FOUNDATION & CONNECTION DETAILS REFER DWG. No: DH0008-ENG-C-SI-0075
 11. ALL CONNECTIONS ARE BOLTED CONNECTIONS.
 12. ALL THE STRUCTURAL MEMBERS HAVE TO BE HOT DIPPED GALVANIZED.

ABBREVIATION:
 B1/CP-01 : B1 = MEMBER SIZE & CP-01 = CONNECTION TYPE.
 TOC. = TOP OF CONCRETE.
 PFL = FINISHED PLATFORM LEVEL.
 GL. = GROUND LEVEL.
 TOS. = TOP OF STEEL.

LEGENDS:

MARKING	SIZE	NOTE
C1	UC 152 X 152 X 23 KG/M	COLUMN
B1	C 200 X 80 X 24 KG/M	BEAM
B2	C 200 X 80 X 24 KG/M	BEAM
B3	C 200 X 80 X 24 KG/M	BEAM
B4	L 85 X 65 X 6 THK	BRACING

Independent Engineer
 Purnawan Technikal &
 Pengarang, 40107
 No. 9, Jalan 15/11, 46300 PETANG JAYA, SELANGOR

Appraised
 Eng. No. 21801

11.04.2018
 RECEIVED
 PENGERANG

NO	DESCRIPTION	BY	CHK'D	APPR.	DATE
1	APPROVED FOR CONSTRUCTION	WJL	WJL	WJL	04/07/13
0	ISSUED FOR APPROVAL	NSR	WJL/ZJ	LKM	12/11/12
A	ISSUED FOR REVIEW	VAR	WJL/ZJ	LKM	06/09/12

PROJECT TITLE :
 INDEPENDENT DEEPWATER PETROLEUM
 TERMINAL AT PENGERANG

PROJECT OWNER :
 PENGERANG INDEPENDENT TERMINALS SDN. BHD.

EPCC CONTRACTOR :
 DIALOG E & C SDN. BHD. (189286-U)
 109, BLOCK G, PHILIP DAMANSARA 1,
 NO. 9, JALAN 15/11, 46300 PETANG JAYA, SELANGOR.

DIALOG

DRAWING TITLE :
 PLAN & SECTIONAL DETAILS OF
 OPERATING PLATFORM 103-OPF-04
 FOR TANKPIT-103


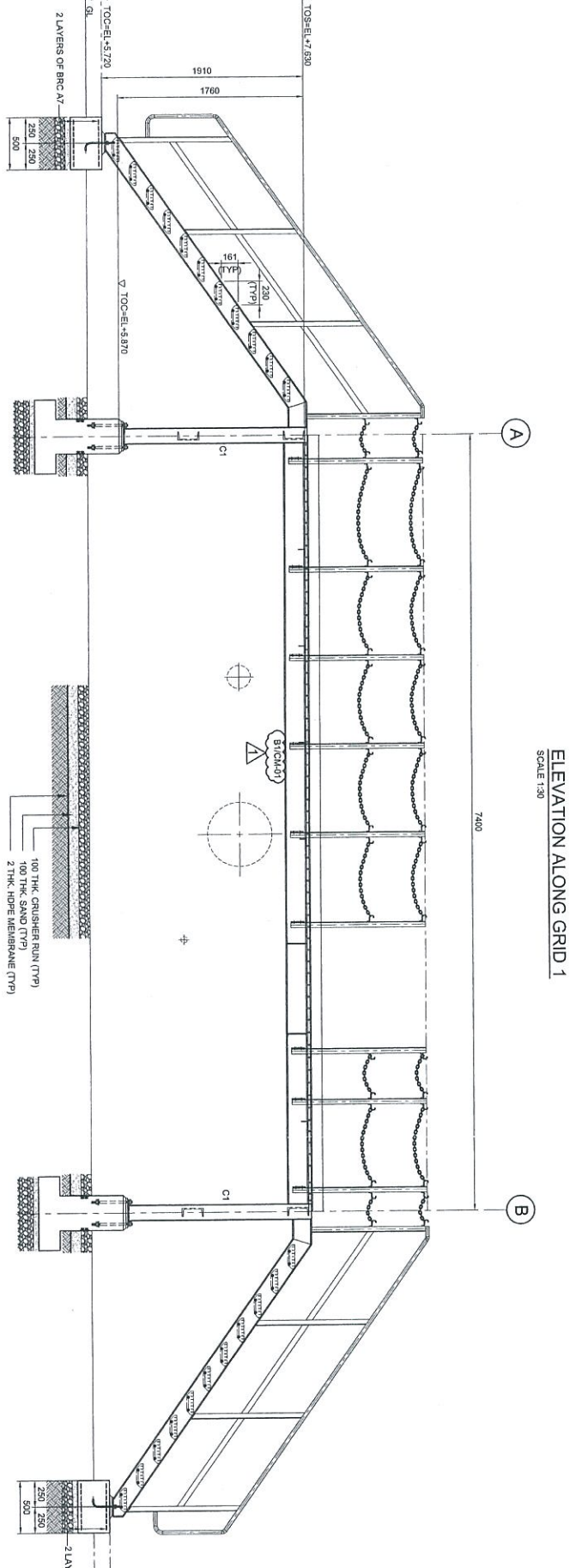
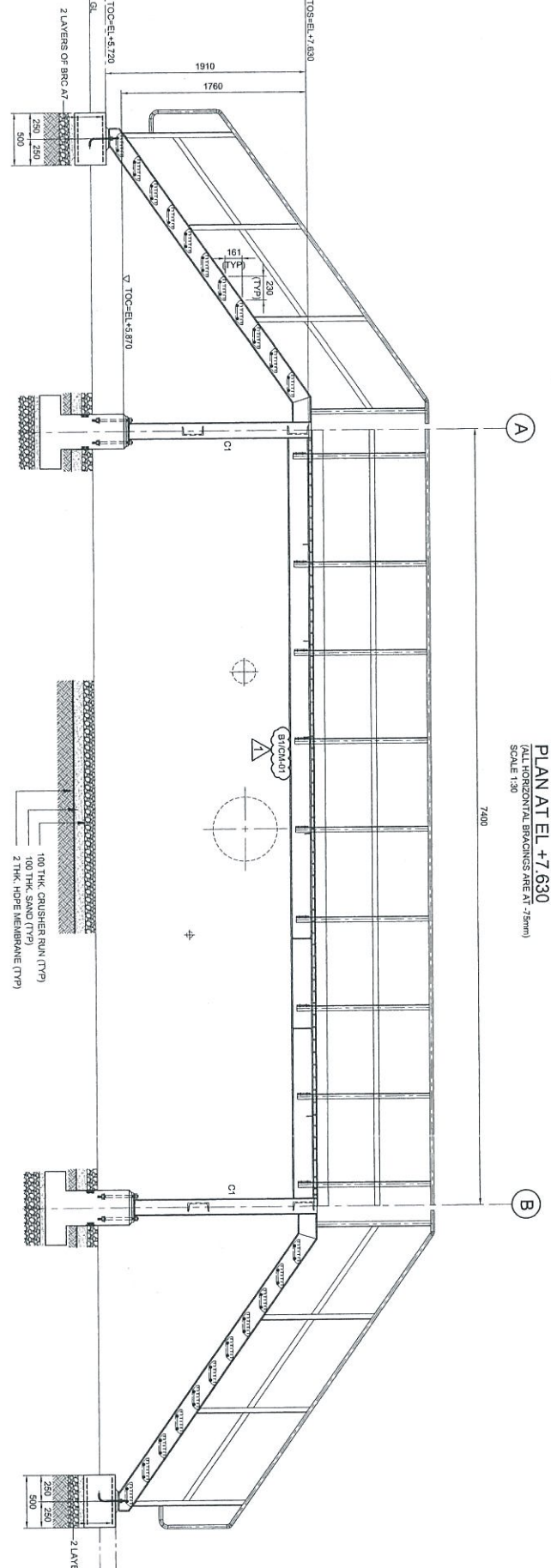
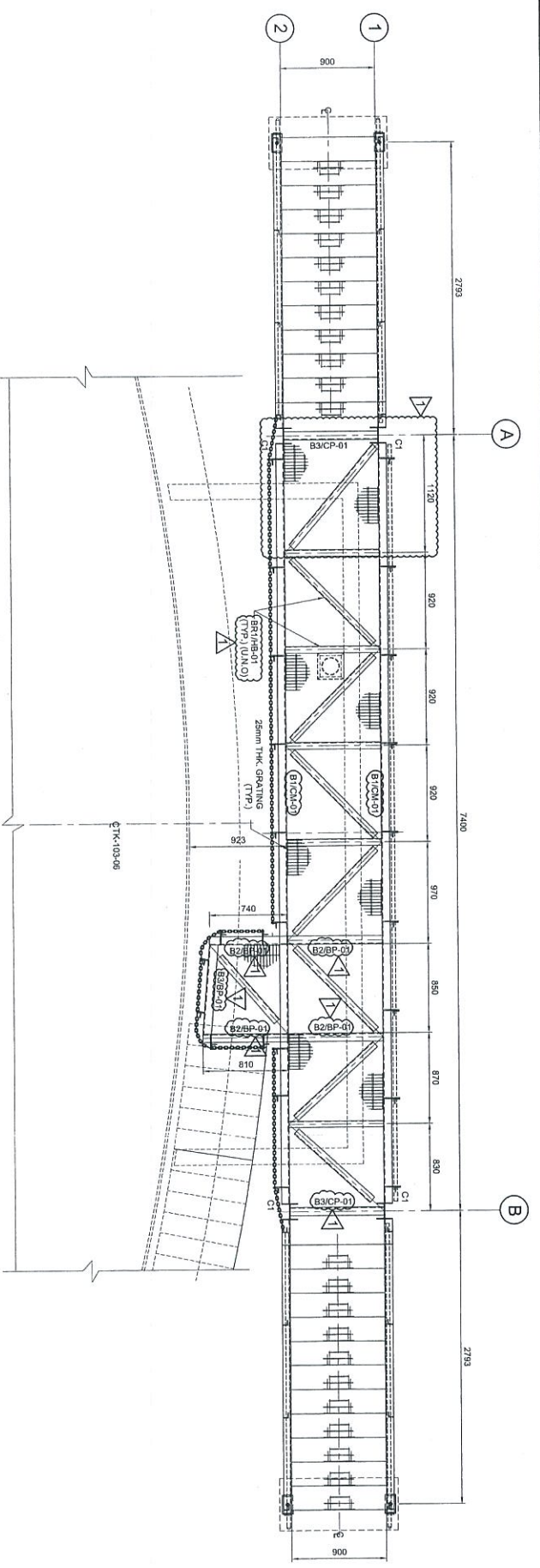
SCALE : 1:30

DATE : 06/09/12

FILENAME : DH0008-ENG-C-PF-0059

DWG. NO. : DH0008-ENG-C-PF-0059

DWG. NO.	REV.	SHT. NO.
DH0008-ENG-C-PF-0059	(1 OF 1)	1



- NOTES:**
1. ALL DIMENSIONS ARE IN MILLIMETERS & LEVELS IN METERS
 2. READ THIS DWG. IN CONJUNCTION WITH
DWG. No: DH0008-ENG-C-PF-0003
 3. FOR STRUCTURE NOTES REFER TO DWG NO:
DH0008-ENG-C-01-0001.
 4. PENGERANG OVERALL MASTER PLAN REFER
DWG. No: DH0008-ENG-P-0-0001
 5. FOR STANDARD CONNECTION DETAILS REFER
DWG. No: DH0008-ENG-C-S0-0011 TO 0020
 6. FOR STANDARD ANCHOR BOLT DETAILS REFER
DWG. No: DH0008-ENG-C-S0-0001
 7. FOR STANDARD HANDBAIL DETAILS REFER
DWG. No: DH0008-ENG-C-S0-0003
 8. FOR STANDARD STAIRCASE DETAILS REFER
DWG. No: DH0008-ENG-C-S0-0005
 9. FOR STANDARD GRATING DETAILS REFER
DWG. No: DH0008-ENG-C-S0-0007
 10. FOR FOUNDATION & CONNECTION DETAILS REFER
DWG. No: DH0008-ENG-C-S0-0075
 11. ALL CONNECTIONS ARE BOLTED CONNECTIONS.
 12. ALL THE STRUCTURAL MEMBERS HAVE TO BE
HOT DIP GALVANIZED.

ABBREVIATION:
 B1/B2-01 : B1 = MEMBER SIZE & B2-01 = CONNECTION TYPE.
 TOC = TOP OF CONCRETE
 PFL = FINISHED PLATFORM LEVEL
 QL = GROUND LEVEL
 TOS = TOP OF STEEL

LEGENDS:

MARKING	SIZE	NOTE
C1	UC 152 X 152 X 23 KGM	COLUMN
B1	C 200 X 80 X 24 KGM	BEAM
B2	C 200 X 80 X 24 KGM	BEAM
B3	C 200 X 80 X 24 KGM	BEAM
BRT	L 83 X 65 X 8 THK	BRACING

APPROVAL:

Independent Engineer
 Approved for
 Preparation of
 Project Documents

11 Jul 2010
 11 Jul 2010

RECEIVED
 11 Jul 2010
 11 Jul 2010

NO.	DESCRIPTION	BY	CHK'D	APPR.	DATE
1	APPROVED FOR CONSTRUCTION	SBS	WKL/ZU	LKM	04.07.13
0	ISSUED FOR APPROVAL	KSR	WKL/ZU	LKM	12.11.12
A	ISSUED FOR REVIEW	YAR	WKL/ZU	LKM	08.09.12

PROJECT TITLE :
 INDEPENDENT DEEPWATER PETROLEUM
 TERMINAL AT PENGERANG

PROJECT OWNER :
 PENGERANG INDEPENDENT TERMINALS SDN.BHD.

EPC CONTRACTOR :
 DIALOG E & C SDN. BHD. (18290-01)
 109, BLOCK 6, PHELO DAMANSARA 1,
 NO. 9, JALAN 16/11, 46350 PETALING JAYA, SELANGOR.

DRAWING TITLE :
 PLAN & SECTIONAL DETAILS OF
 OPERATING PLATFORM 103-OPF-06
 FOR TANKPIT-103

SCALE : 1:30

DRAWN : YAR

CHECKED : WKL/ZU

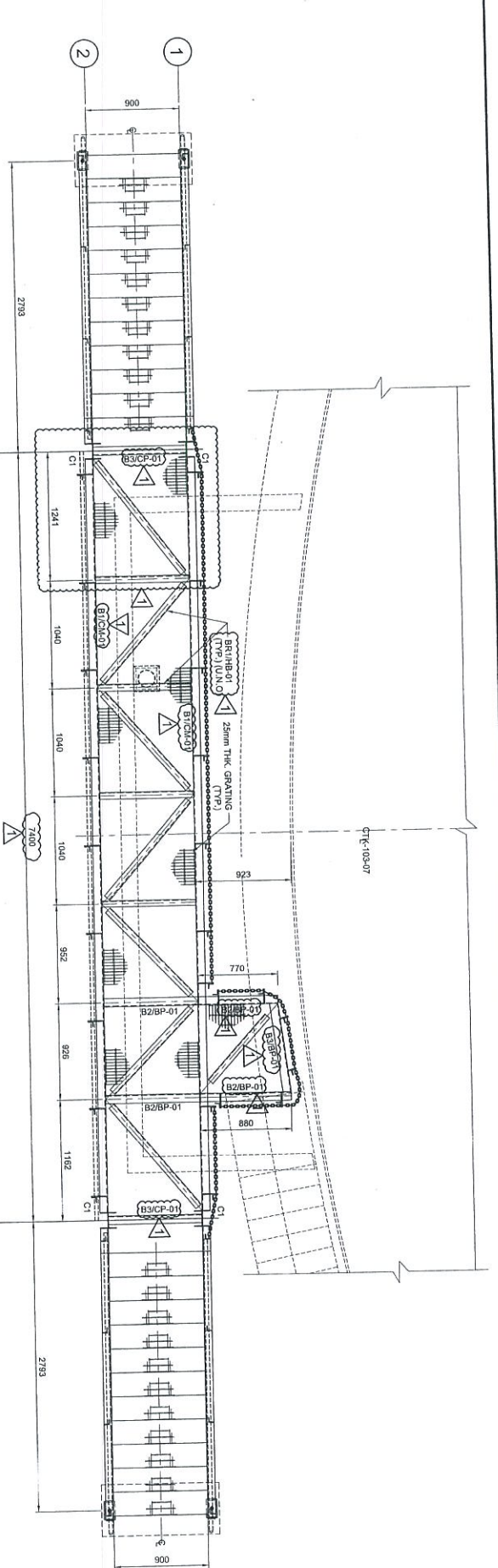
APPROVED : LKM

DATE : 08.09.12

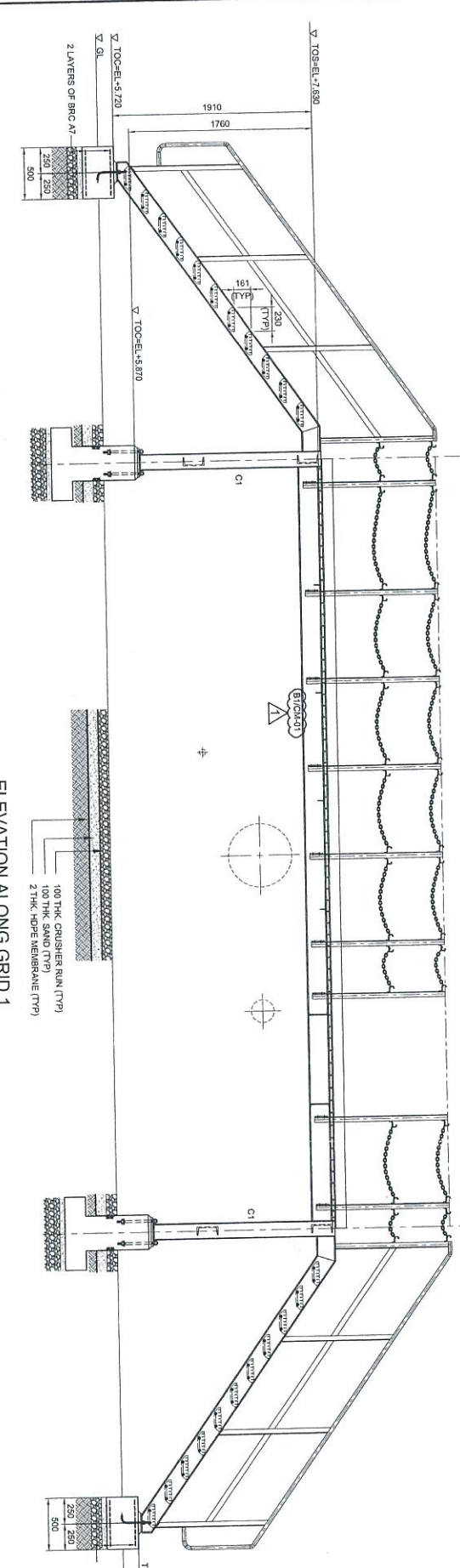
FILENAME : DH0008-ENG-C-PF-0060

DWG. NO. : DH0008-ENG-C-PF-0060

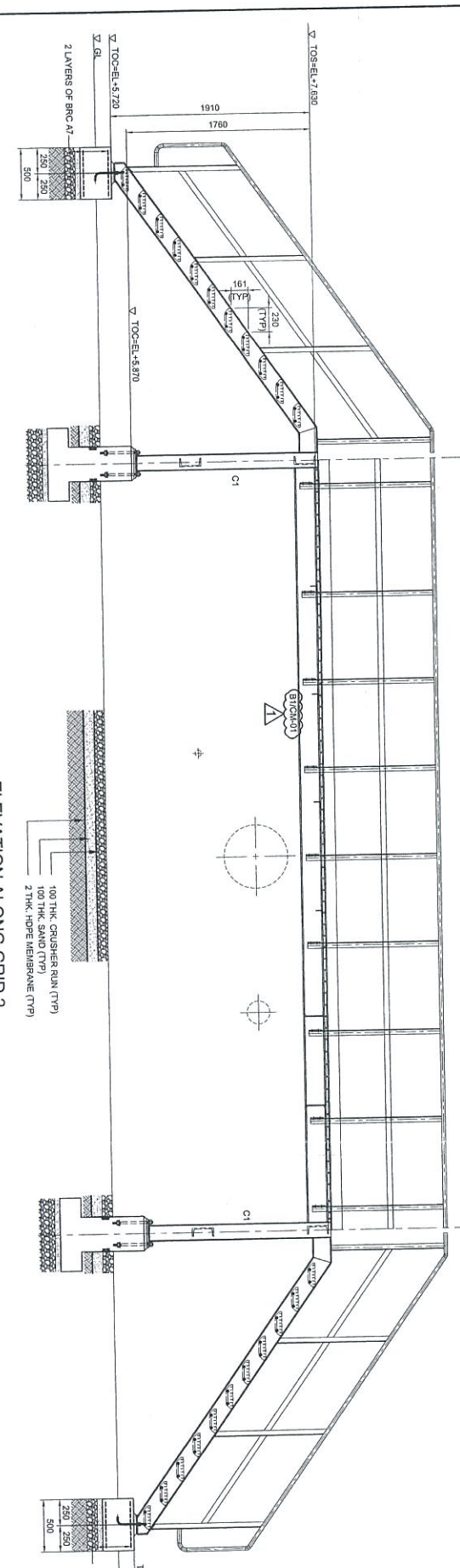
SHT. NO. REV. : (1 OF 1) 1



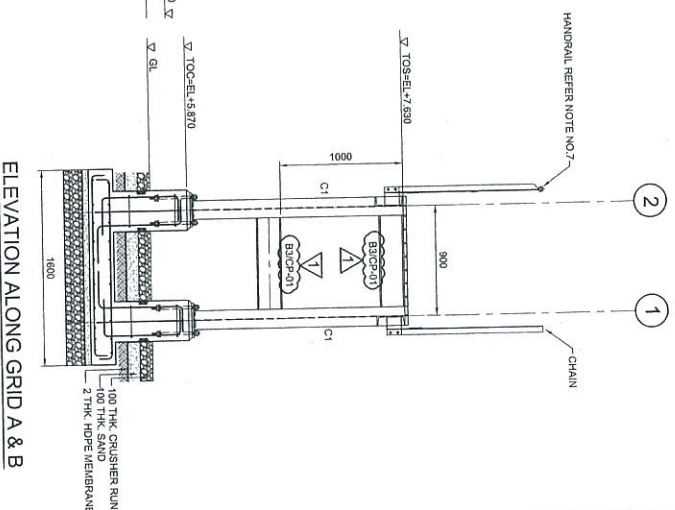
PLAN AT EL +7.630
(ALL HORIZONTAL BRACINGS ARE AT 75mm)
SCALE 1:30



ELEVATION ALONG GRID 1
SCALE 1:30



ELEVATION ALONG GRID 2
SCALE 1:30



ELEVATION ALONG GRID A & B
SCALE 1:30

NOTES:

1. ALL DIMENSIONS ARE IN MILLIMETERS & LEVELS IN METERS
2. READ THIS DWG. IN CONJUNCTION WITH
DWG. No: DH0008-ENG-C-PF-0003
3. FOR STRUCTURE NOTES REFER TO DWG NO.
DH0008-ENG-C-SI-0001
4. PENGERANG OVERALL MASTER FLOOR PLAN REFER
DWG. No: DH0008-ENG-PF-0-0001
5. FOR STANDARD CONNECTION DETAILS REFER
DWG. No: DH0008-ENG-C-SD-0011 TO 0020
6. FOR STANDARD ANCHOR BOLT DETAILS REFER
DWG. No: DH0008-ENG-C-SD-0001
7. FOR STANDARD HANGAR DETAILS REFER
DWG. No: DH0008-ENG-C-SD-0003
8. FOR STANDARD STAIRCASE DETAILS REFER
DWG. No: DH0008-ENG-C-SD-0005
9. FOR STANDARD GRATING DETAILS REFER
DWG. No: DH0008-ENG-C-SD-0007
10. FOR FOUNDATION & CONNECTION DETAILS REFER
DWG. No: DH0008-ENG-C-SD-0005
11. ALL CONNECTIONS ARE BOLTED CONNECTIONS
12. ALL THE STRUCTURAL MEMBERS HAVE TO BE
HOT DIPPED GALVANIZED

ABBREVIATION:
B1/CP-01 : B1 = MEMBER SIZE & CP-01 = CONNECTION TYPE

TOC = TOP OF CONCRETE
FPL = FINISHED PLATFORM LEVEL
GL = GROUND LEVEL
TOS = TOP OF STEEL

LEGENDS:

MARKING	SIZE	NOTE
CI	UC 152 x 152 x 23 KGM	COLUMN
B1	C 200 x 80 x 24 KGM	BEAM
B2	C 200 x 80 x 24 KGM	BEAM
B3	C 200 x 80 x 24 KGM	BEAM
BRT	L 55 x 65 x 8 THK	BRACING

Independent Engineer
Penggabungan, Johor
Approval
No. 010003

Coa	Eng	Sign
A	B	C
D	E	F

NO	DESCRIPTION	BY	CHK'D	APPR.	DATE
1	ISSUED FOR CONSTRUCTION	SBS	WKL/ZJ	LKM	04.07.13
0	ISSUED FOR APPROVAL	KSR	WKL/ZJ	LKM	12.11.12
A	ISSUED FOR REVIEW	YLR	WKL/ZJ	LKM	06.09.12

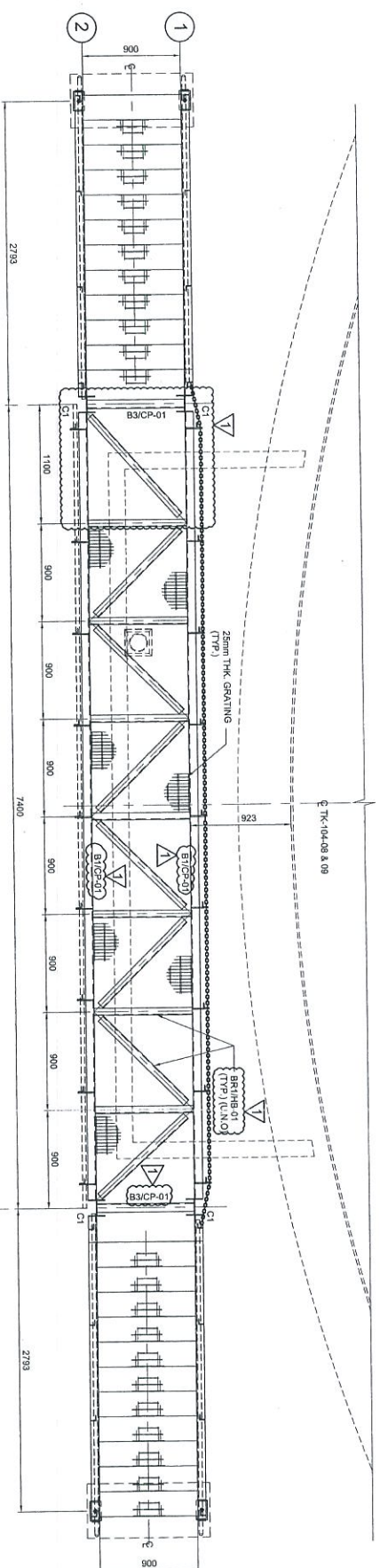
PROJECT TITLE:
INDEPENDENT DEEPWATER PETROLEUM
TERMINAL AT PENGERANG

PROJECT OWNER:
PENGERANG INDEPENDENT TERMINALS SDN. BHD.

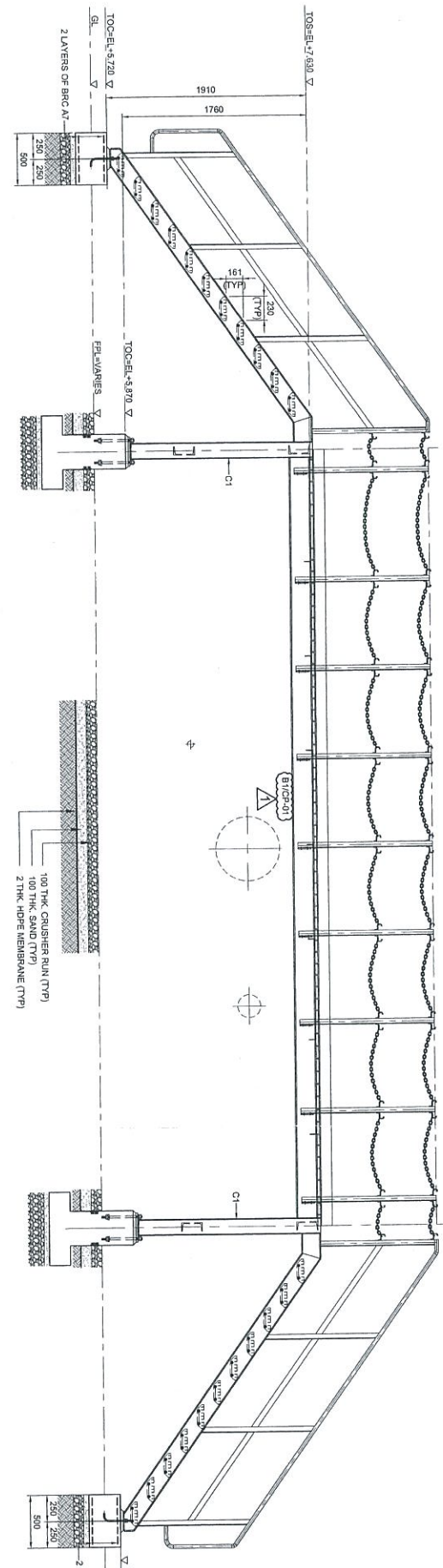
EPC CONTRACTOR:
DIALOG E & C SDN. BHD. (18220-0)
109, BLOK G, PHILIP DAMANSARA 1,
NO. 9, JALAN 16/11, 46350 PETALING JAYA, SELANGOR.

DRAWING TITLE:
PLAN & SECTIONAL DETAILS OF
OPERATING PLATFORM 103-OPF-07
FOR TANKPIT-103

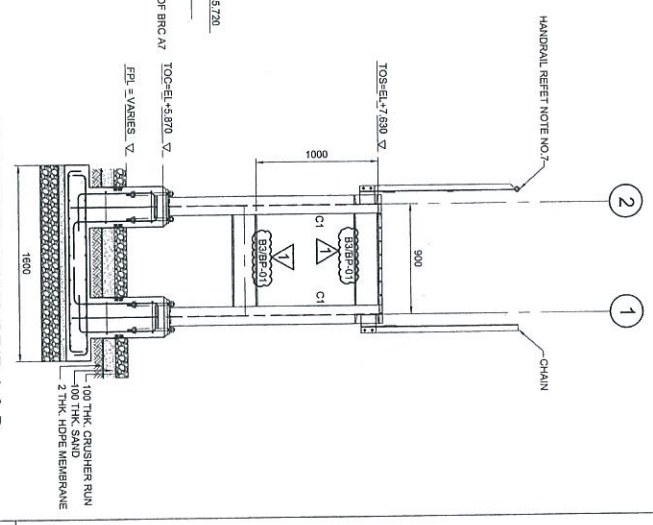
SCALE	CHECKED	APPROVED
SCALE : 1:30	CHECKED : WKL/ZJ	APPROVED : LKM
DRAWN : YLR		
DATE : 06.09.12	FILENAME : DH0008-ENG-C-PF-0061	SHT. NO. REV.
DWG. NO. : DH0008-ENG-C-PF-0061		(1 OF 1) 1



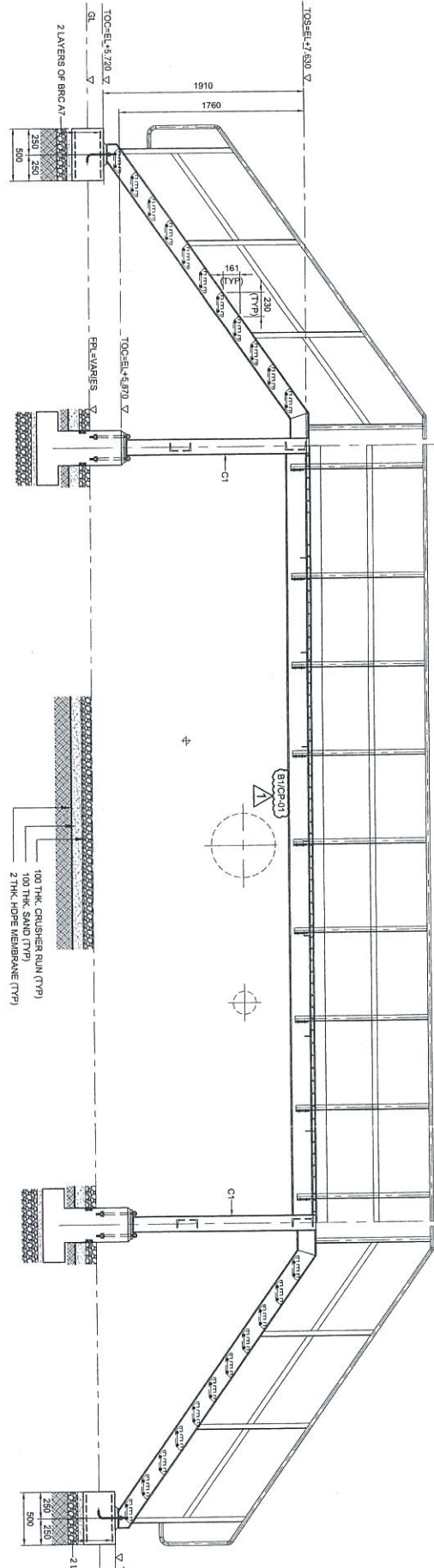
PLAN AT EL. +7.630
 (ALL HORIZONTAL BRACINGS ARE AT 75mm)
 SCALE 1:30



ELEVATION ALONG GRID 1
 SCALE 1:30



ELEVATION ALONG GRID A & B
 SCALE 1:30



ELEVATION ALONG GRID 2
 SCALE 1:30

- NOTES:**
- ALL DIMENSIONS ARE IN MILLIMETERS & LEVELS IN METERS
 - READ THIS DWG. IN CONJUNCTION WITH
 - DWG. No. DH0008-ENG-C-PF-0003
 - FOR STRUCTURE NOTES, REFER TO DWG. NO. DH0008-ENG-C-QN-0001.
 - PENGERANG OVERALL MASTER PLAN REFER DWG. No. DH0008-ENG-PH-Q-0001
 - FOR STANDARD CONNECTION DETAILS REFER DWG. No. DH0008-ENG-C-SD-0011 TO 0020
 - FOR STANDARD ANCHOR BOLT DETAILS REFER DWG. No. DH0008-ENG-C-SD-0001
 - FOR STANDARD HANDRAIL DETAILS REFER DWG. No. DH0008-ENG-C-SD-0003
 - FOR STANDARD STAIRCASE DETAILS REFER DWG. No. DH0008-ENG-C-SD-0005
 - FOR STANDARD GRATING DETAILS REFER DWG. No. DH0008-ENG-C-SD-0007
 - FOR FOUNDATION & CONNECTION DETAILS REFER DWG. No. DH0008-ENG-C-SD-0075
 - ALL CONNECTIONS ARE BOLTED CONNECTIONS.
 - ALL THE STRUCTURAL MEMBERS HAVE TO BE HOT DIP GALVANIZED.

ABBREVIATION:
 B1/P-01 : B1 = MEMBER SIZE & P-01 = CONNECTION TYPE
 TOC = TOP OF CONCRETE
 PPL = FINISHED PLATFORM LEVEL
 GL = GROUND LEVEL
 TOS = TOP OF STEEL

LEGENDS:

MARKING	SIZE	NOTE
CI	UC 152 x 152 x 23 KGM	COLUMN
B1	C 200 x 80 x 24 KGM	BEAM
B2	C 200 x 80 x 24 KGM	BEAM
B3	C 200 x 80 x 24 KGM	BEAM
B4	L 65 x 65 x 8 THK	BRACING

Independent Engineer
 Petroleum Technician at
 Pengarang, Johor

Approval

Proj. No. 010003

Check	Date	12/11/12
Drawn	Date	06/09/12
By	Date	06/09/12

1. Approved for construction
 2. Issued for approval
 3. Issued for review

PROJECT TITLE :
INDEPENDENT DEEPWATER PETROLEUM TERMINAL AT PENGERANG

NO.	DESCRIPTION	BY	CHK'D	APPR.	DATE
1	APPROVED FOR CONSTRUCTION	SSS	WK/ZJ	LKN	04.07.13
0	ISSUED FOR APPROVAL	KSR	WK/ZJ	LKN	12.11.12
A	ISSUED FOR REVIEW	YAR	WK/ZJ	LKN	06.09.12

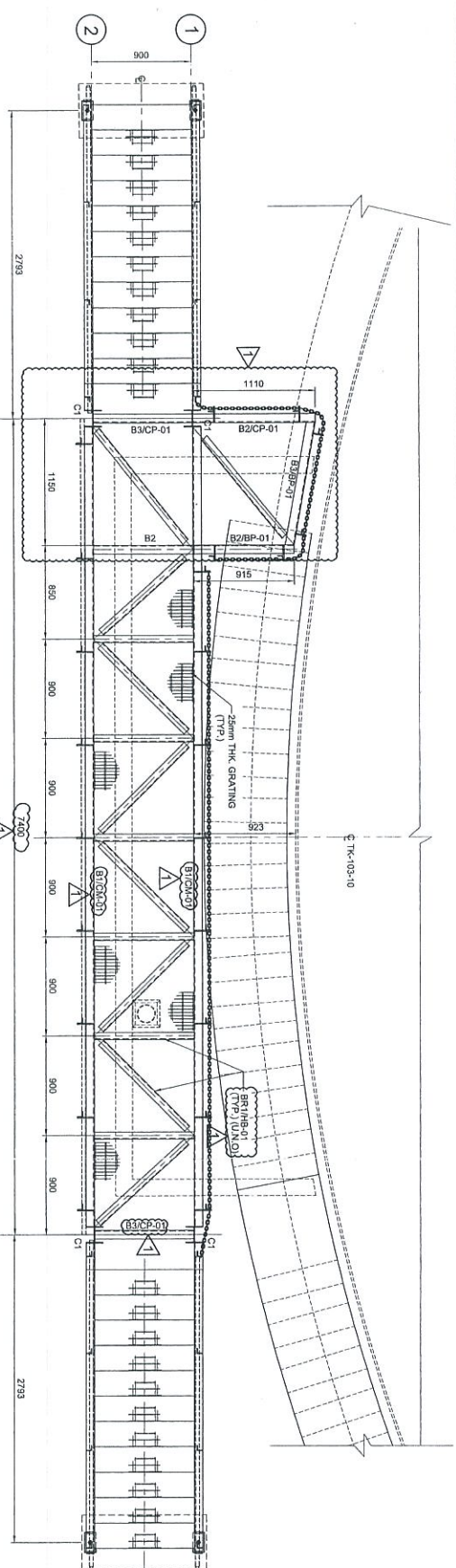
PROJECT OWNER :
PENGERANG INDEPENDENT TERMINALS SDN.BHD.

EPCC CONTRACTOR :
DIALOG E & C SDN. BHD. (18290-U)
 109, BLOK C, PULAU DAMANSARA 1,
 NO. 9, JALAN 16/11, 46350 PETUNG JAYA, SELANGOR.

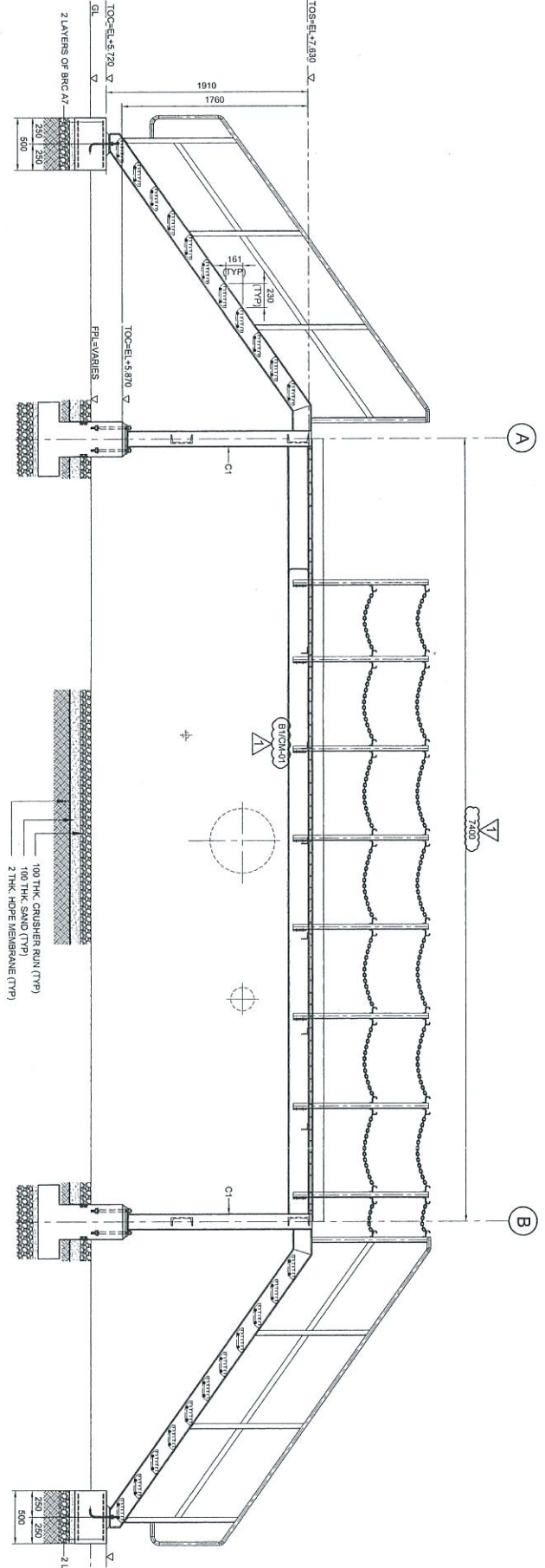
DRAWING TITLE :
PLAN & SECTIONAL DETAILS OF OPERATING PLATFORM 103-OPF-08 & 09 FOR TANKPT-103

SCALE : 1:30
 CHECKED : WK/ZJ
 DRAWN : YAR
 APPROVED : LKN
 DATE : 06.09.12
 FILENAME : DH0008-ENG-C-PF-0062

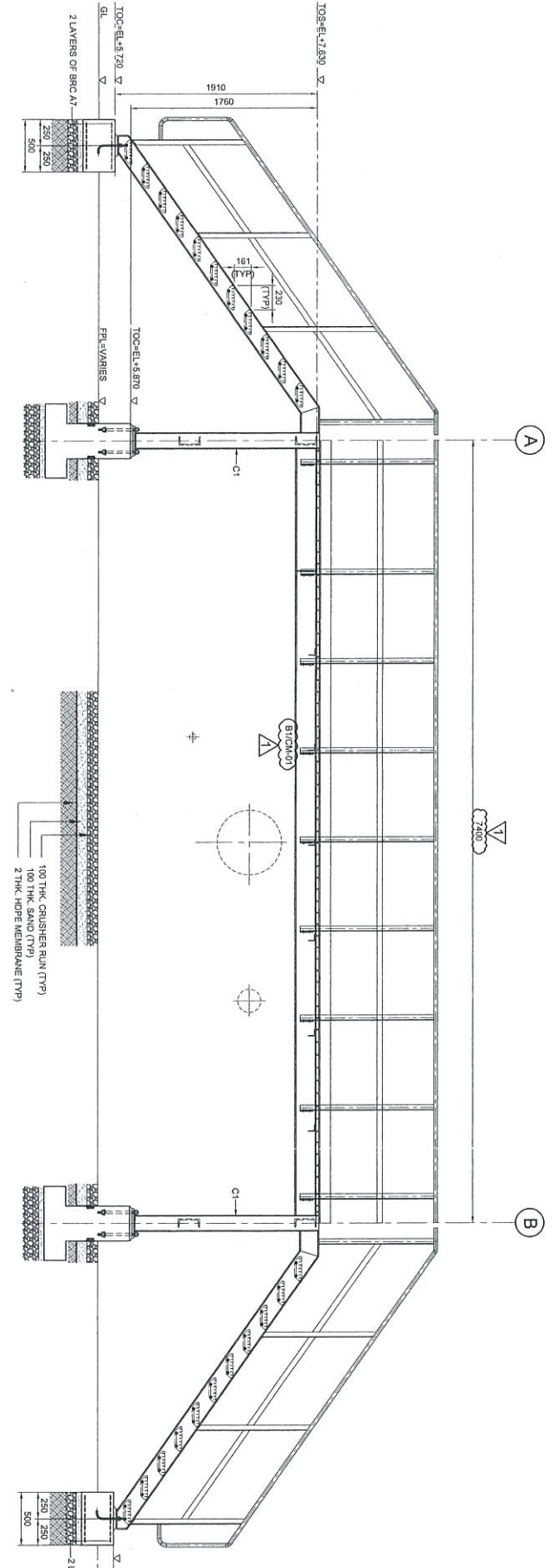
DWG. NO. : **DH0008-ENG-C-PF-0062**
 SHT. NO. REV. (1 OF 1) 1



PLAN AT EL +7.630
(ALL HORIZONTAL BRACINGS ARE AT 75mm)
SCALE 1:30



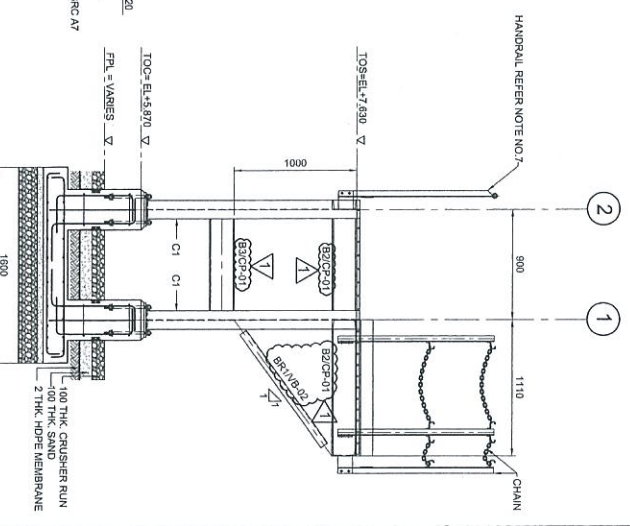
ELEVATION ALONG GRID 1
SCALE 1:30



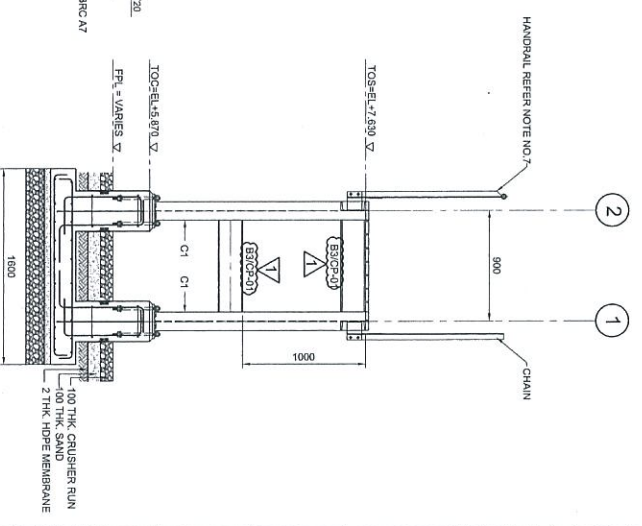
ELEVATION ALONG GRID 2
SCALE 1:30



ELEVATION ALONG GRID B
SCALE 1:30



ELEVATION ALONG GRID A
SCALE 1:30



ELEVATION ALONG GRID B
SCALE 1:30

- NOTES:**
- ALL DIMENSIONS ARE IN MILLIMETERS & LEVELS IN METERS
 - READ THIS DWG. IN CONJUNCTION WITH
DWG. NO. DH0008-ENG-C-PF-0003
 - FOR STRUCTURE NOTES, REFER TO DWG NO:
DH0008-ENG-C-04-0001
 - PENGERANG OVERALL MASTER PLAN REFER
DWG. NO. DH0008-ENG-PH-0-0001
 - FOR STANDARD CONNECTION DETAILS REFER
DWG. NO. DH0008-ENG-C-S0-0011 TO 0020
 - FOR STANDARD ANCHOR BOLT DETAILS REFER
DWG. NO. DH0008-ENG-C-S0-0001
 - FOR STANDARD HANDRAIL DETAILS REFER
DWG. NO. DH0008-ENG-C-S0-0003
 - FOR STANDARD STAIRCASE DETAILS REFER
DWG. NO. DH0008-ENG-C-S0-0005
 - FOR STANDARD GRATING DETAILS REFER
DWG. NO. DH0008-ENG-C-S0-0007
 - FOR FOUNDATION & CONNECTION DETAILS REFER
DWG. NO. DH0008-ENG-C-S0-0075
 - ALL CONNECTIONS ARE BOLTED CONNECTIONS.
 - ALL THE STRUCTURAL MEMBERS HAVE TO BE
HOT DIPPED GALVANIZED.

ABBREVIATION:

B1/CP-01 : B1 = MEMBER SIZE & CP-01 = CONNECTION-SIZE
 TOC = TOP OF CONCRETE
 PFL = FINISHED PLATFORM LEVEL
 GL = GROUND LEVEL
 TOS = TOP OF STEEL

LEGENDS:

MARKING	SIZE	NOTE
CP	UC 152 X 152 X 23 KGM	COLUMN
B1	C 200 X 80 X 24 KGM	BEAM
B2	C 200 X 80 X 24 KGM	BEAM
B3	C 200 X 80 X 24 KGM	BEAM
BRT	L 83 X 65 X 6 THK	BRACING

Independent Director
 Petroleum Terminal at
 Pengarang, J134F

Agensi
 No. 01/2008
 11/11/2008

1. Approved for construction
 2. Issued for approval
 3. Issued for review

BY: [Signature]
 DATE: 06/09/12

PROJECT TITLE:
 INDEPENDENT DEEPWATER PETROLEUM
 TERMINAL AT PENGERANG

PROJECT OWNER:
 PENGERANG INDEPENDENT TERMINALS SDN.BHD.

EPCC CONTRACTOR:
 DIALOG E & C SDN. BHD. (199299-U)
 NO. 9, JALAN 19/11, 46350 FELDANG JAYA, SELANGOR.

DIALOG

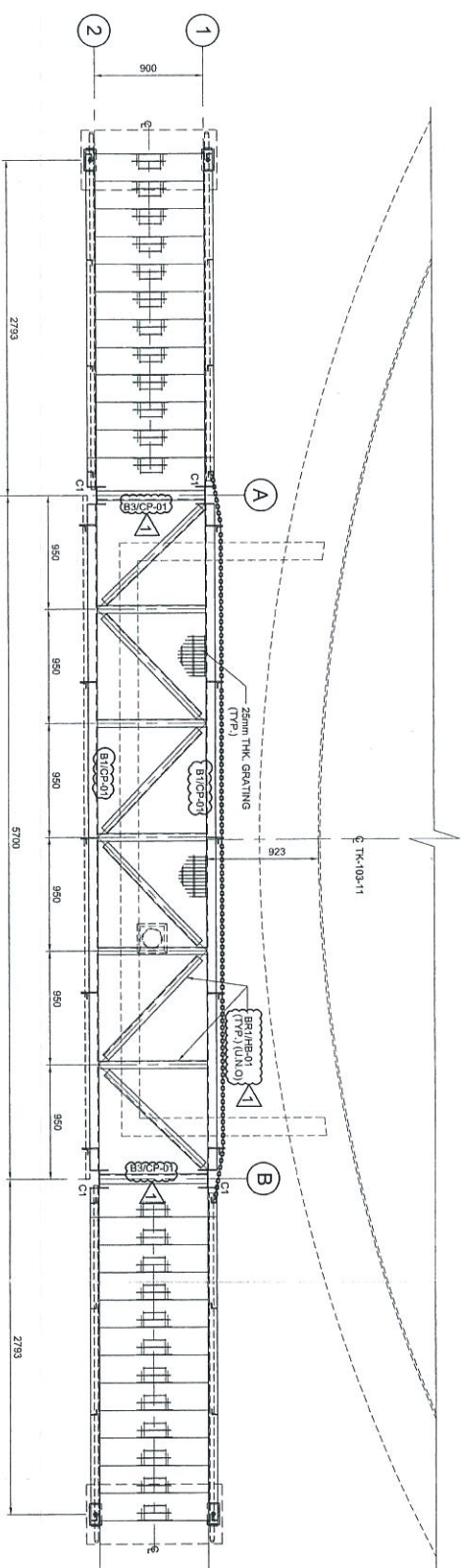
DRAWING TITLE:
 PLAN & SECTIONAL DETAILS OF
 OPERATING PLATFORM 103-OPF-10
 FOR TANKPIT-103

SCALE: 1:30

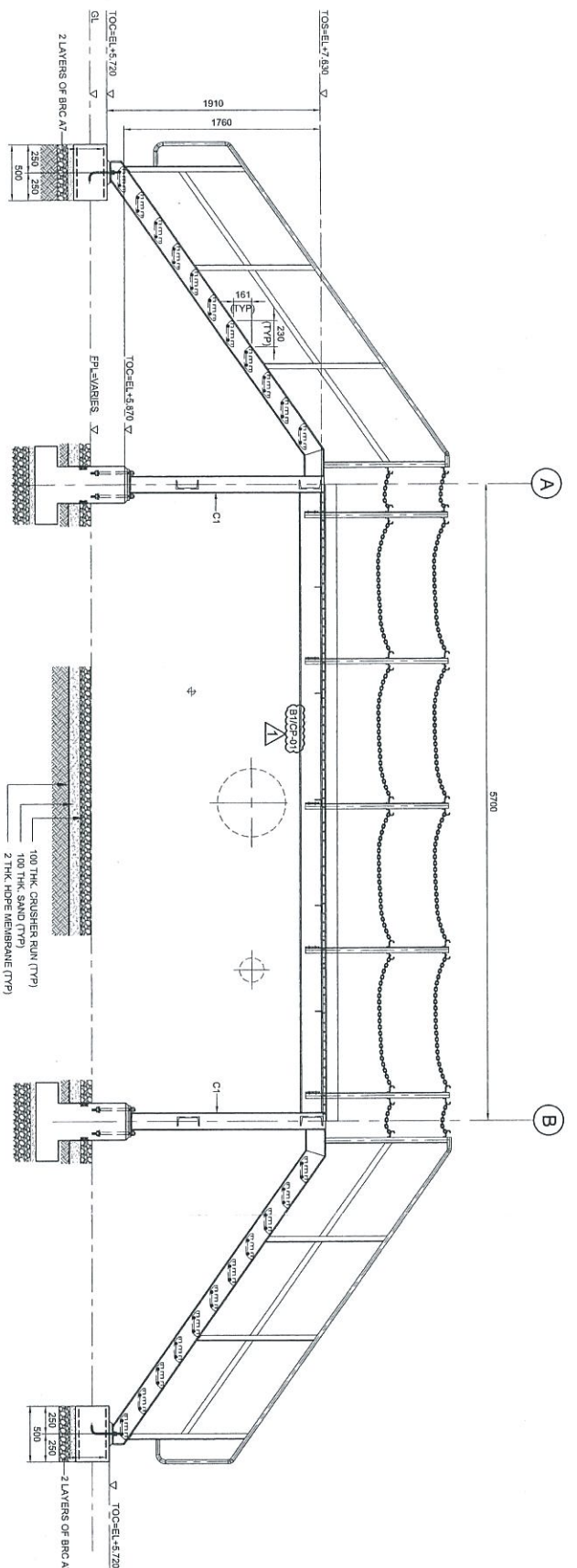
DATE: 06/09/12

DWG. NO.: DH0008-ENG-C-PF-0063

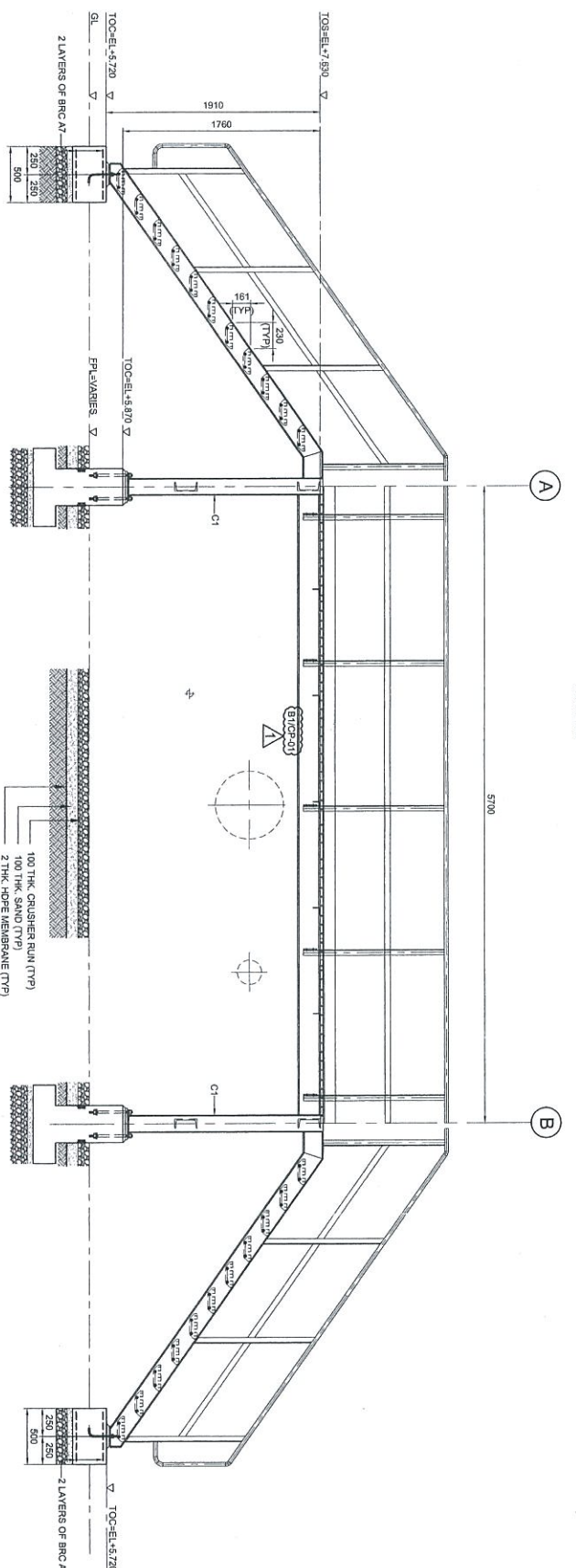
REV.: 1



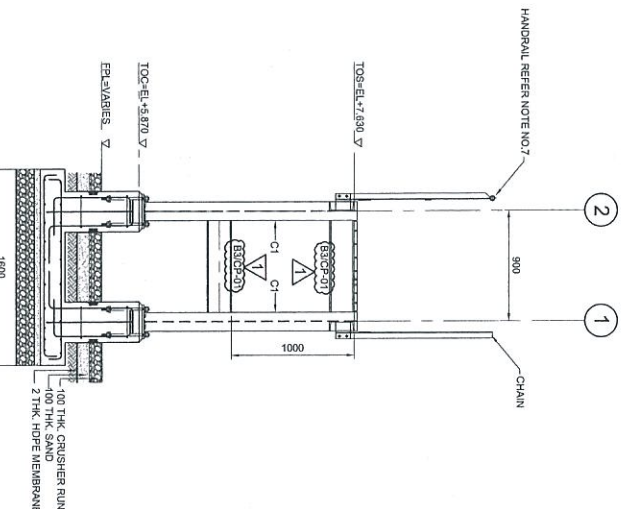
PLAN AT EL +7.630
(ALL HORIZONTAL BRACINGS ARE AT -75mm)
SCALE 1:30



ELEVATION ALONG GRID 1
SCALE 1:30



ELEVATION ALONG GRID 2
SCALE 1:30



ELEVATION ALONG GRID A & B
SCALE 1:30

NOTES:

1. ALL DIMENSIONS ARE IN MILLIMETERS & LEVELS IN METERS
2. READ THIS DWG. IN CONJUNCTION WITH
DWG. NO. DH0008-ENG-C-PF-0003
3. FOR STRUCTURE NOTES, REFER TO DWG NO.
DH0008-ENG-C-IN-0001.
4. PILING/PILE CAP/PILE HEAD/PILE FOOT PLAN REFER
DWG. NO. DH0008-ENG-PF-0001
5. FOR STANDARD CONNECTION DETAILS REFER
DWG. NO. DH0008-ENG-C-SJ-0011 TO 0020
6. FOR STANDARD ANCHOR BOLT DETAILS REFER
DWG. NO. DH0008-ENG-C-SJ-0001
7. FOR STANDARD HANDRAIL DETAILS REFER
DWG. NO. DH0008-ENG-C-SJ-0003
8. FOR STANDARD STAIRCASE DETAILS REFER
DWG. NO. DH0008-ENG-C-SJ-0005
9. FOR STANDARD GRATING DETAILS REFER
DWG. NO. DH0008-ENG-C-SJ-0007
10. FOR FOUNDATION & CONNECTION DETAILS REFER
DWG. NO. DH0008-ENG-C-SJ-0079
11. ALL CONNECTIONS ARE BOLTED CONNECTIONS.
12. ALL THE STRUCTURAL MEMBERS HAVE TO BE
HOT DIPPED GALVANIZED.

ABBREVIATION:

- 91/P-01 : B1 = MEMBER SIZE & CP-01 = CONNECTION TYPE
 TCC = TOP OF CONCRETE
 FPL = FINISHED PLATFORM LEVEL
 GL = GROUND LEVEL
 TOS = TOP OF STEEL

LEGENDS:

MARKING	SIZE	NOTE
CP	UC 153 x 153 x 23 KG/M	COLUMN
B1'	C 200 x 80 x 24 KG/M	BEAM
B2'	C 200 x 80 x 24 KG/M	BEAM
B3'	C 200 x 80 x 24 KG/M	BEAM
BR'	L 85 x 65 x 6 THK	BRACINGS

Professional Engineer
 Petroleum Terminal &
 Pengerang, Johor

Approved:
 [Signature]
 Date: 06/08/12

Checked:
 [Signature]
 Date: 06/08/12

NO.	DESCRIPTION	BY	CHK'D	APPR.	DATE
1	APPROVED FOR CONSTRUCTION	SBS	WKL/ZU	LKM	04.07.13
0	ISSUED FOR APPROVAL	KSR	WKL/ZU	LKM	12.11.12
A	ISSUED FOR REVIEW	YAR	WKL/ZU	LKM	06.08.12

PROJECT TITLE:

INDEPENDENT DEEPWATER PETROLEUM
 TERMINAL AT PENERANG

PROJECT OWNER:

PENERANG INDEPENDENT TERMINALS SDN.BHD.

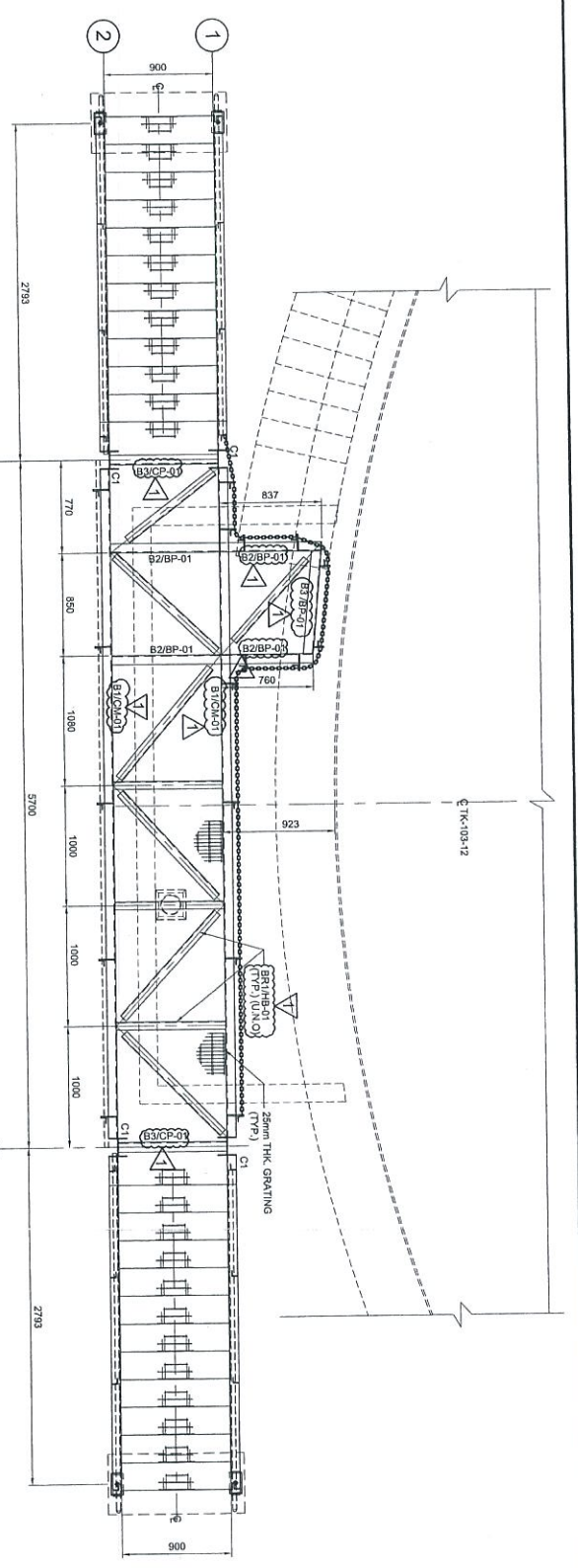
EPCC CONTRACTOR:

DIALOG E & C SDN. BHD. (8929-U)
 109, BLOK D, PHASE DAWANGSA 1,
 NO. 9, JALAN 18/11, 46350 PETANG JAYA, SELANGOR.

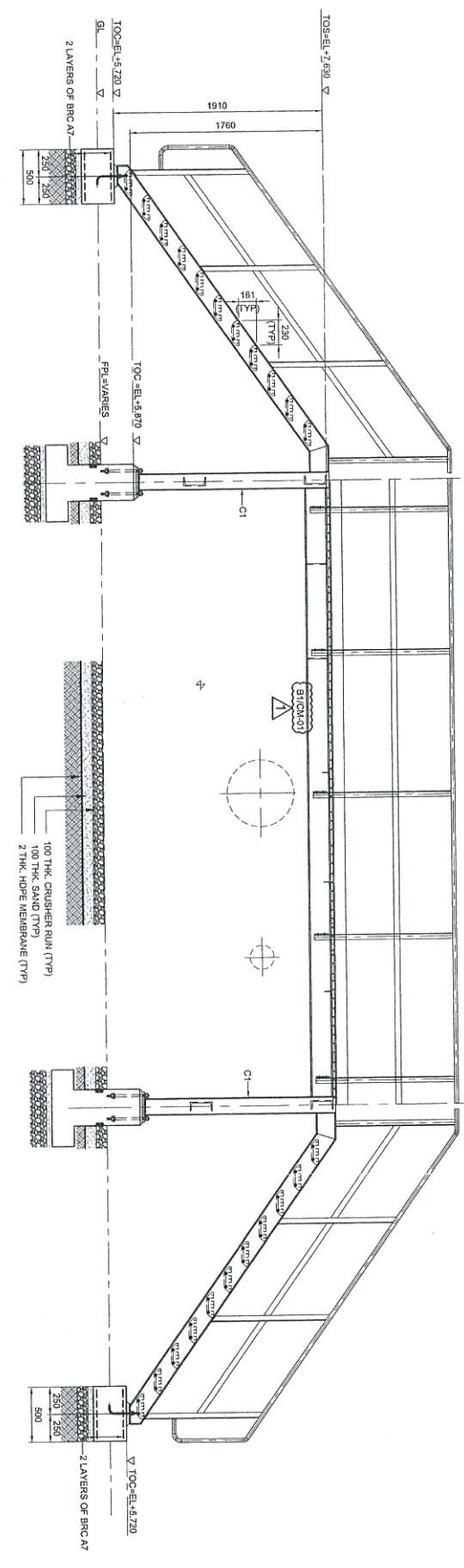
DRAWING TITLE:
 PLAN & SECTIONAL DETAILS OF
 OPERATING PLATFORM-103-OPF-11
 FOR TANKPT-103

SCALE : 1:30
 DRAWN : YAR
 DATE : 06.08.12
 DWG. NO : DH0008-ENG-C-PF-0064

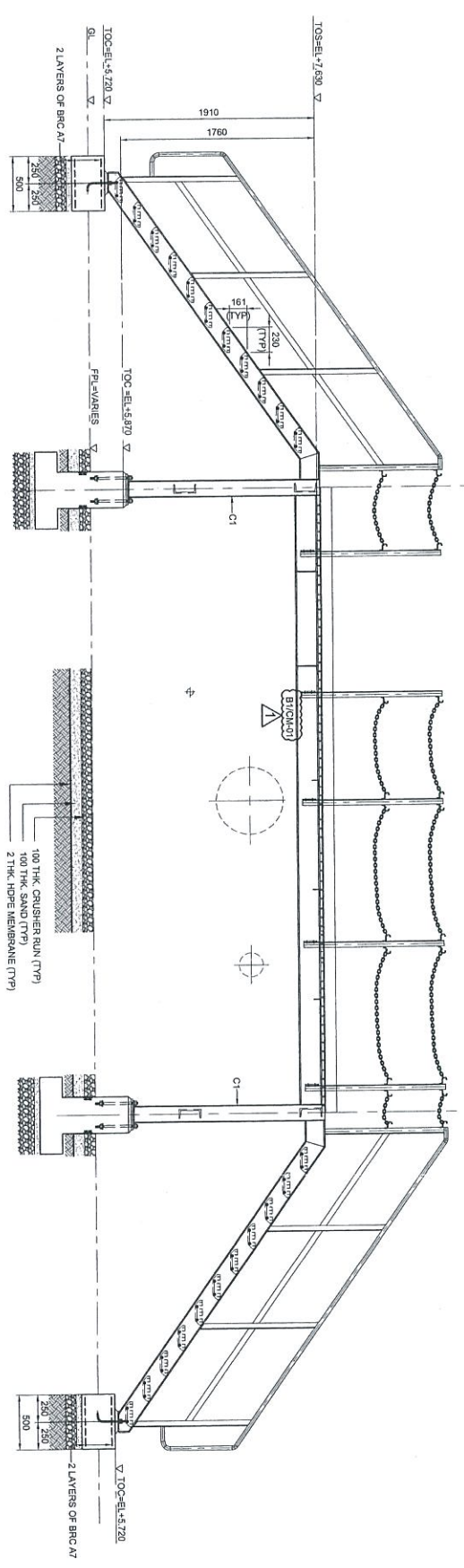
CHECKED : WKL/ZU
 APPROVED : LKM
 FILENAME : DH0008-ENG-C-PF-0064
 SHL. NO : 1
 REV. : 1



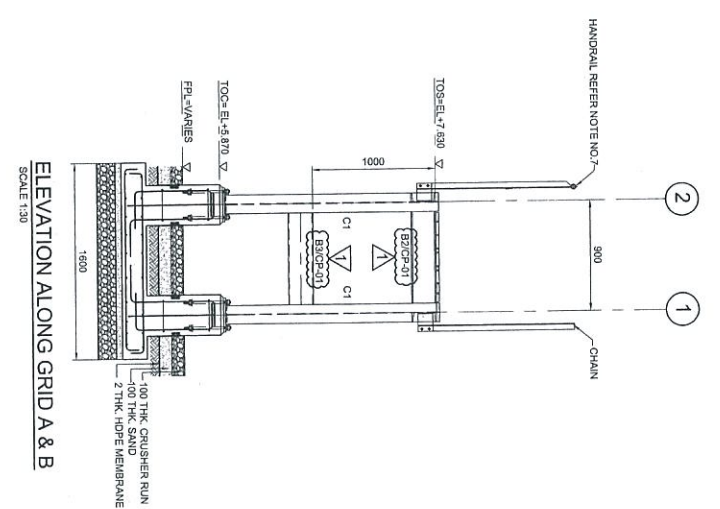
PLAN AT EL +7.630
(ALL HORIZONTAL DIMENSIONS ARE AT 75mm)
SCALE 1:30



ELEVATION ALONG GRID 2
SCALE 1:30



ELEVATION ALONG GRID 1
SCALE 1:30



ELEVATION ALONG GRID A & B
SCALE 1:30

NOTES:

1. ALL DIMENSIONS ARE IN MILLIMETERS & LEVELS IN METERS
2. READ THIS DWG. IN CONJUNCTION WITH Dwg. No: DH0008-ENG-C-PF-0003
3. FOR STRUCTURE NOTES, REFER TO Dwg. No: DH0008-ENG-C-PF-0001.
4. PENERANG OVERALL MASTER PLOT PLAN REFER Dwg. No: DH0008-ENG-P-0-0001
5. FOR STANDARD CONNECTION DETAILS REFER Dwg. No: DH0008-ENG-C-S0-0011 TO 0020
6. FOR STANDARD ANCHOR BOLT DETAILS REFER Dwg. No: DH0008-ENG-C-S0-0001
7. FOR STANDARD HANDRAIL DETAILS REFER Dwg. No: DH0008-ENG-C-S0-0003
8. FOR STANDARD STAIRCASE DETAILS REFER Dwg. No: DH0008-ENG-C-S0-0005
9. FOR STANDARD GRATING DETAILS REFER Dwg. No: DH0008-ENG-C-S0-0007
10. FOR FOUNDATION & CONNECTION DETAILS REFER Dwg. No: DH0008-ENG-C-S0-0075
11. ALL CONNECTIONS ARE BOLTED CONNECTIONS.
12. ALL THE STRUCTURAL MEMBERS HAVE TO BE HOT DIPPED GALVANIZED.

ABBREVIATION:

- B1/CP-01 : B1 = MEMBER SIZE & CP-01 = CONNECTION TYPE
- TOC = TOP OF CONCRETE
- FPL = FINISHED PLATFORM LEVEL
- GL = GROUND LEVEL
- TOS = TOP OF STEEL

LEGENDS:

MARKING	SIZE	NOTE
C1	UC 152 x 152 x 23 KGM	COLUMN
B1	C 200 x 80 x 24 KGM	BEAM
B2	C 200 x 80 x 24 KGM	BEAM
B3	C 200 x 80 x 24 KGM	BEAM
BPT	L 65 x 65 x 8 THK	BRACING

Independent Review and Certification
Petroleum Terminal Sdn Bhd
Pengerang, Johor

Approved: _____
Checked: _____
Date: _____

NO.	DESCRIPTION	BY	CHK'D	APPR.	DATE
1	APPROVED FOR CONSTRUCTION				04.07.13
0	ISSUED FOR APPROVAL				12.11.12
A	ISSUED FOR REVIEW				06.09.12

PROJECT TITLE :
INDEPENDENT DEEPWATER PETROLEUM TERMINAL AT PENERANG

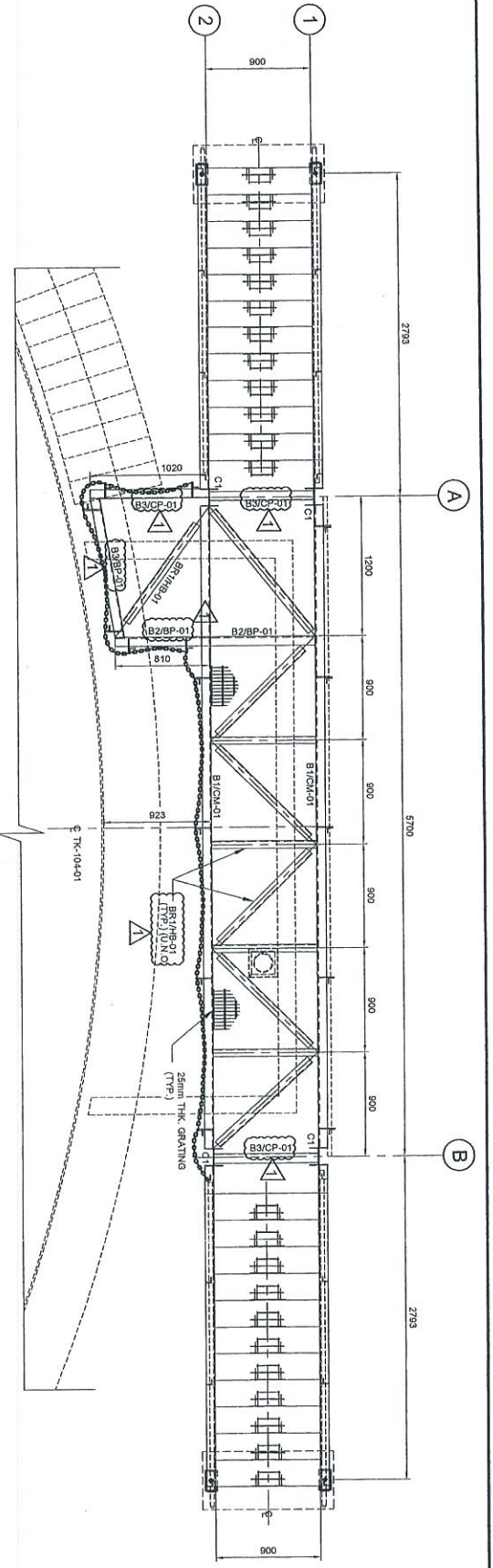
PROJECT OWNER :
PENERANG INDEPENDENT TERMINALS SDN.BHD.

EPCC CONTRACTOR :
DIALOG E & C SDN. BHD. (18829-U)
109, BLOCK 6, PINEWOOD DAMANSARA, 1,
NO. 9, WILSON 19/11, 48200 PETALING JAYA, SELANGOR.

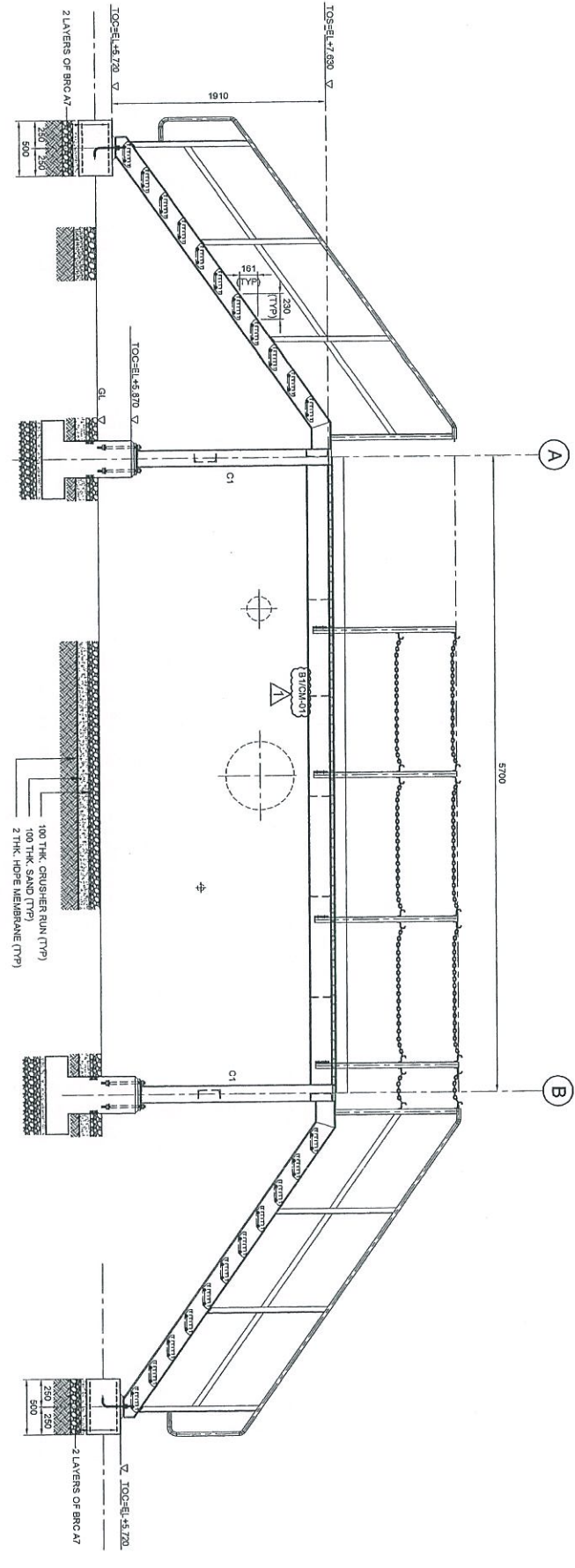
DRAWING TITLE :
PLAN & SECTIONAL DETAILS OF OPERATING PLATFORM 103-OPF-12 FOR TANKPT-103

SCALE : 1:30
DRAWN : YAR
DATE : 06.09.12
Dwg. No : **DH0008-ENG-C-PF-0065**

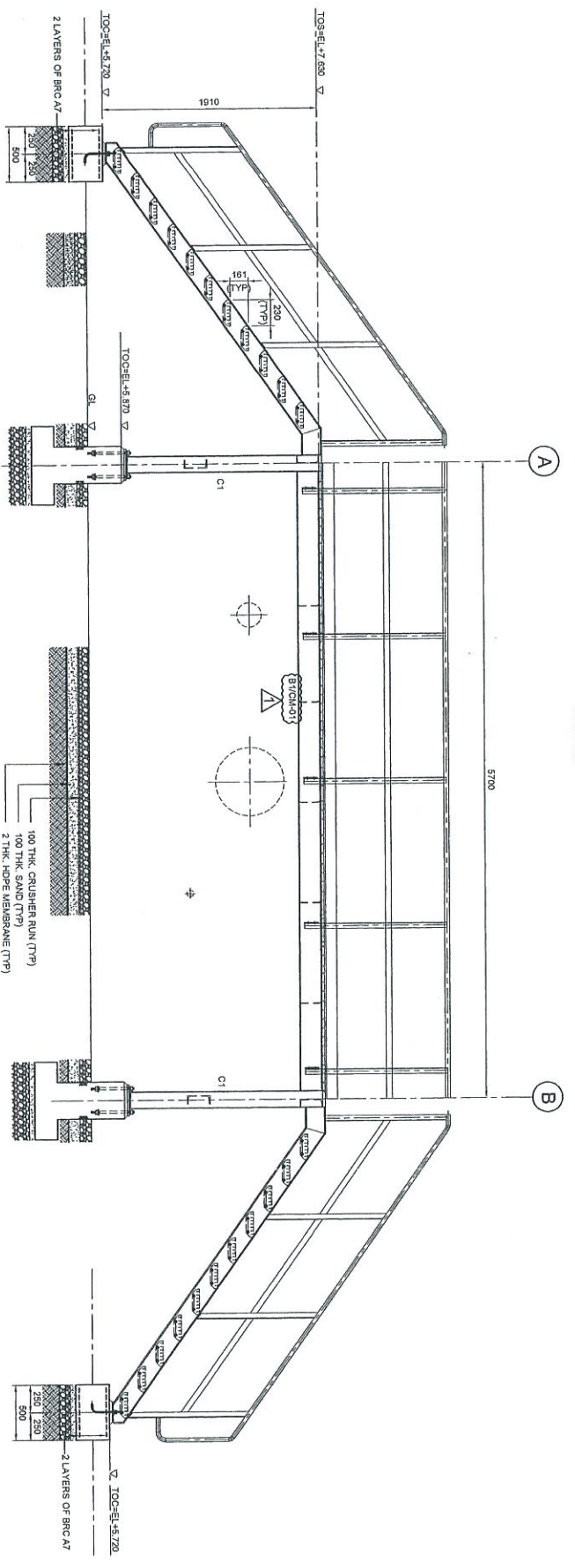




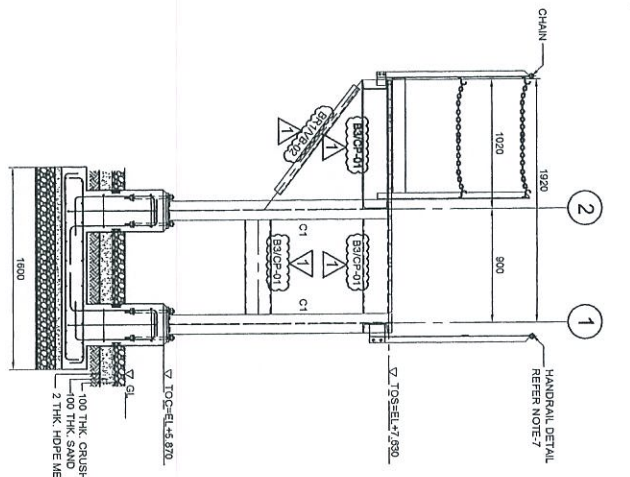
PLAN AT EL +7.630
(ALL HORIZONTAL BRACINGS ARE AT 76mm)
SCALE 1:30



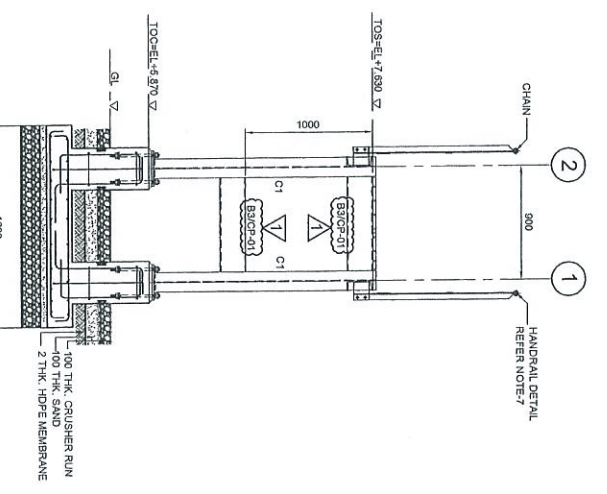
ELEVATION ALONG GRID 2
SCALE 1:30



ELEVATION ALONG GRID 1
SCALE 1:30



ELEVATION ALONG GRID - A
SCALE 1:30



ELEVATION ALONG GRID - B
SCALE 1:30

NOTES:

1. ALL DIMENSIONS ARE IN MILLIMETERS & LEVELS IN METERS
2. READ THIS DWG. IN CONJUNCTION WITH
DWG. NO. DH0008-ENG-C-PF-0004
3. FOR STRUCTURE NOTES, REFER TO DWG NO:
DH0008-ENG-C-SN-0001.
4. PROGRAMING OVERALL MASTER PLOT PLAN REFER
DWG. NO. DH0008-ENG-C-SN-0001
5. FOR STANDARD CONNECTION DETAILS REFER
DWG. NO. DH0008-ENG-C-SN-0011 TO 0020
6. FOR STANDARD ANCHOR BOLT DETAILS REFER
DWG. NO. DH0008-ENG-C-SN-0001
7. FOR STANDARD HANDRAIL DETAILS REFER
DWG. NO. DH0008-ENG-C-SN-0003
8. FOR STANDARD STAIRCASE DETAILS REFER
DWG. NO. DH0008-ENG-C-SN-0005
9. FOR STANDARD GRATING DETAILS REFER
DWG. NO. DH0008-ENG-C-SN-0007
10. FOR FOUNDATION & CONNECTION DETAILS REFER
DWG. NO. DH0008-ENG-C-SN-0075
11. ALL CONNECTIONS ARE BOLTED CONNECTIONS.
12. ALL THE STRUCTURAL MEMBERS HAVE TO BE
HOT DIPPED GALVANIZED.

ABBREVIATION:

- B1/P-01 : B1 = MEMBER SIZE & CP-01 = CONNECTION TYPE
 TOC. = TOP OF CONCRETE
 PFL = FINISHED PLATFORM LEVEL
 GL = GROUND LEVEL
 TOS. = TOP OF STEEL

LEGENDS:

MARKING	SIZE	NOTE
C1	UC 152 x 152 x 23 KGM	COLUMN
B1	C 200 x 80 x 24 KGM	BEAM
B2	C 200 x 80 x 24 KGM	BEAM
B3	C 200 x 80 x 24 KGM	BEAM
BR1	L 95 x 65 x 8 THK	BRACING

Independent Supervisor
 Penerimaan Termination
 Pengawasan
 Approval

PH. No. 08000

1. Approved
 2. Issued
 3. Issued for Review
 4. For Information

1. Approved
 2. Issued
 3. Issued for Review
 4. For Information

NO	DESCRIPTION	BY	CHK'D	APPR.	DATE
1	APPROVED FOR CONSTRUCTION				11.06.13
0	ISSUED FOR APPROVAL	KSR	WKL/ZJ	LKM	12.11.12
A	ISSUED FOR REVIEW	KSR	WKL/ZJ	LKM	29.08.12

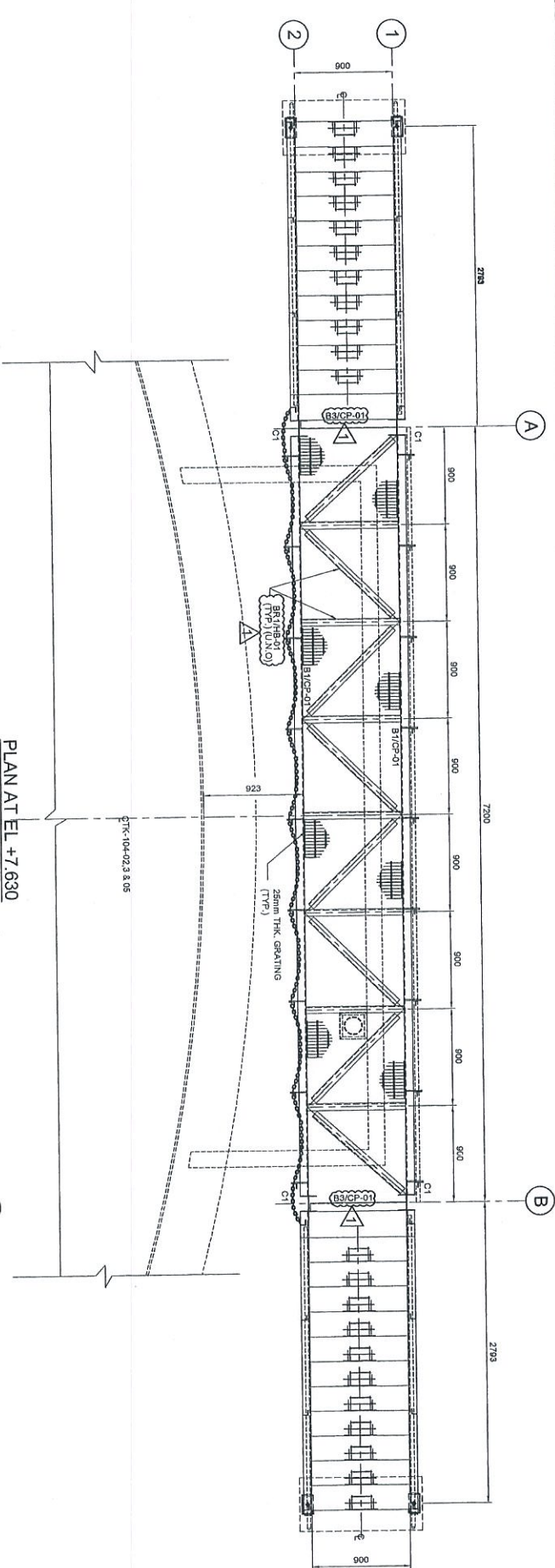
PROJECT TITLE :
 INDEPENDENT DEEPWATER PETROLEUM
 TERMINAL AT PENGERANG

PROJECT OWNER :
 PENGERANG INDEPENDENT TERMINALS SDN.BHD.

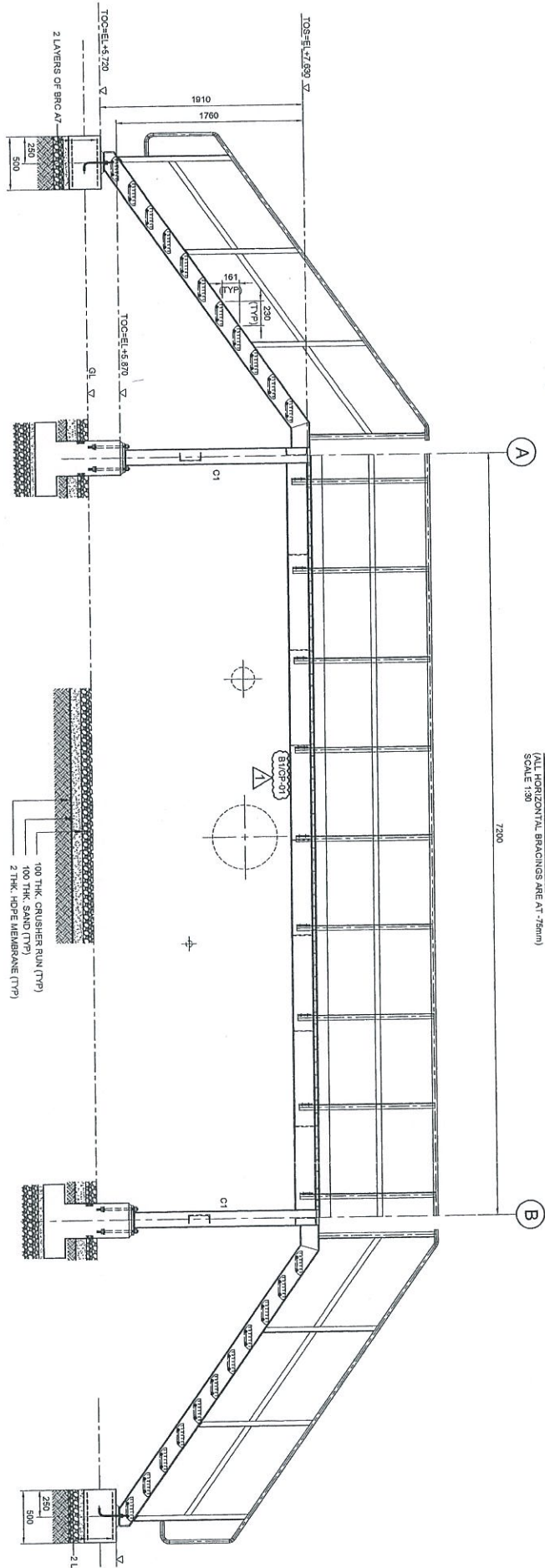
EPCC CONTRACTOR :
 DIALOG E & C SDN. BHD. (188290-U)
 108, BLOK 6, PHASE 02 DAMANSARA 1,
 NO. 9, JALAN 18/11, 45150 PETALING JAYA, SELANGOR.

DRAWING TITLE :
 PLAN & SECTIONAL DETAILS OF
 OPERATING PLATFORM 104-OPF-01
 FOR TANKPIT-104

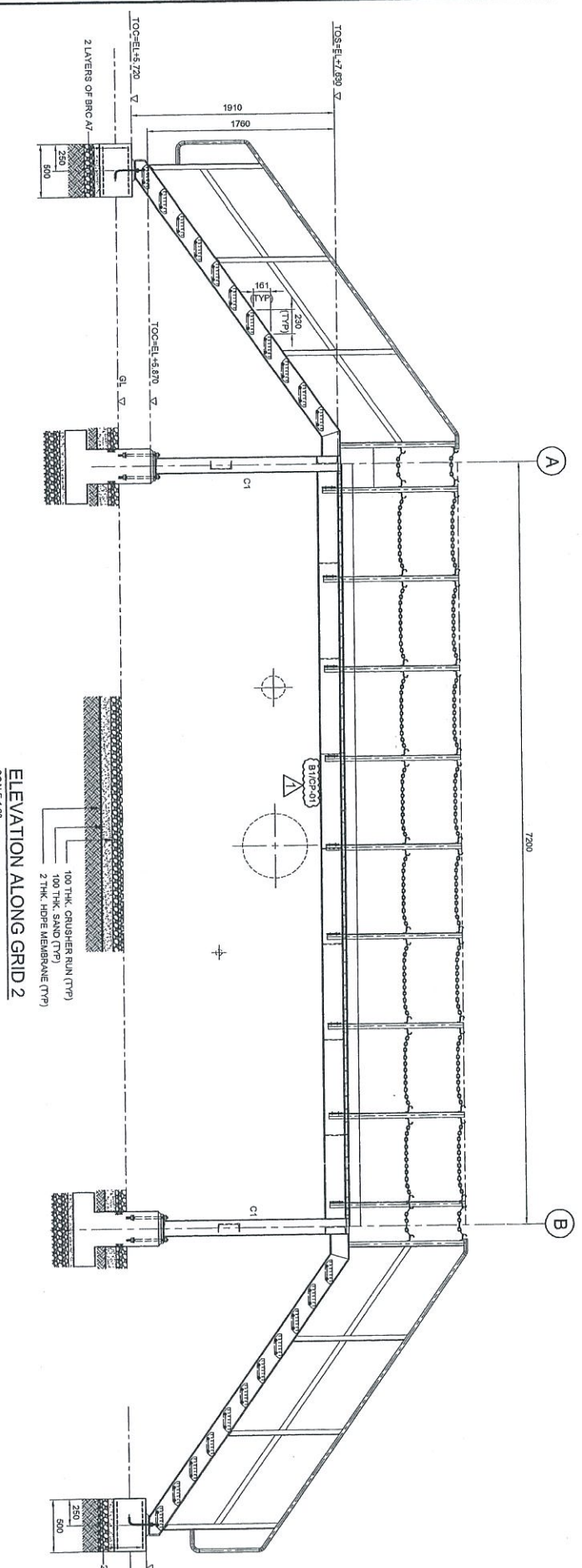
SCALE	CHECKED	DATE
SCALE : 1:30	CHECKED : WKL/ZJ	
DRAWN : KSR	APPROVED : LKM	
DATE : 29.08.12	FILENAME : DH0008-ENG-C-PF-0066	
DWG. NO. : DH0008-ENG-C-PF-0066	SHT. NO. REV.	
	(1 OF 1)	1



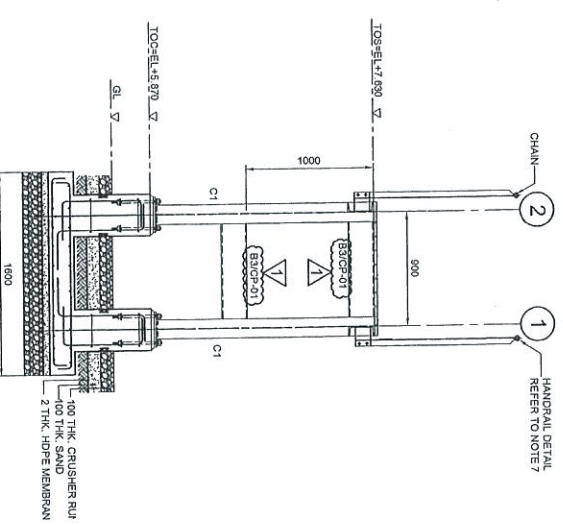
PLAN AT EL +7.630
 (TOP OF OPERATIONAL BRANCHING AT 7.630m)
 SCALE 1:30



ELEVATION ALONG GRID 1
 SCALE 1:30



ELEVATION ALONG GRID 2
 SCALE 1:30



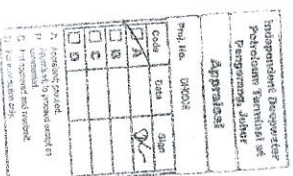
ELEVATION ALONG GRID A & B
 SCALE 1:30

- NOTES:**
1. ALL DIMENSIONS ARE IN MILLIMETERS & LEVELS IN METERS
 2. READ THIS DWG. IN CONJUNCTION WITH
 DWG. NO: DH0008-ENG-C-PF-0004
 3. FOR STRUCTURE NOTES, REFER TO DWG NO:
 DH0008-ENG-C-GR-0001.
 4. PENGERANG OVERALL MASTER PLOT PLAN REFER
 DWG. No: DH0008-ENG-PH-0-0001
 5. FOR STANDARD CONNECTION DETAILS REFER
 DWG. No: DH0008-ENG-C-SD-0011 TO 0020
 6. FOR STANDARD ANCHOR BOLT DETAILS REFER
 DWG. No: DH0008-ENG-C-SD-0001
 7. FOR STANDARD HANDRAIL DETAILS REFER
 DWG. No: DH0008-ENG-C-SD-0003
 8. FOR STANDARD STAIRCASE DETAILS REFER
 DWG. No: DH0008-ENG-C-SD-0005
 9. FOR STANDARD CONNECTION DETAILS REFER
 DWG. No: DH0008-ENG-C-SD-0007
 10. FOR FOUNDATION & CONNECTION DETAILS REFER
 DWG. No: DH0008-ENG-C-SD-0079
 11. ALL CONNECTIONS ARE BOLTED CONNECTIONS.
 12. ALL THE STRUCTURAL MEMBERS HAVE TO BE
 HOT DIPPED GALVANIZED.

ABBREVIATION:
 B1/CP-01 : B1 = MEMBER SIZE & CP-01 = CONNECTION TYPE.
 TOC. = TOP OF CONCRETE.
 FFL. = FINISHED PLATFORM LEVEL.
 O.L. = GROUND LEVEL.
 TOS. = TOP OF STEEL.

LEGENDS:

MARKING	SIZE	NOTE
UC	UC 152X 152 X 23 KG/M	COLUMN
B1	C 200 X 80 X 24 KG/M	BEAM
B2	C 200 X 80 X 24 KG/M	BEAM
B3	C 200 X 80 X 24 KG/M	BEAM
98T	L 95 X 85 X 8.0 THK.	BRACING



NO	DESCRIPTION	BY	CHK'D	APPR.	DATE
1	APPROVED FOR CONSTRUCTION				10.08.13
0	ISSUED FOR APPROVAL				12.11.12
A	ISSUED FOR REVIEW				28.08.12

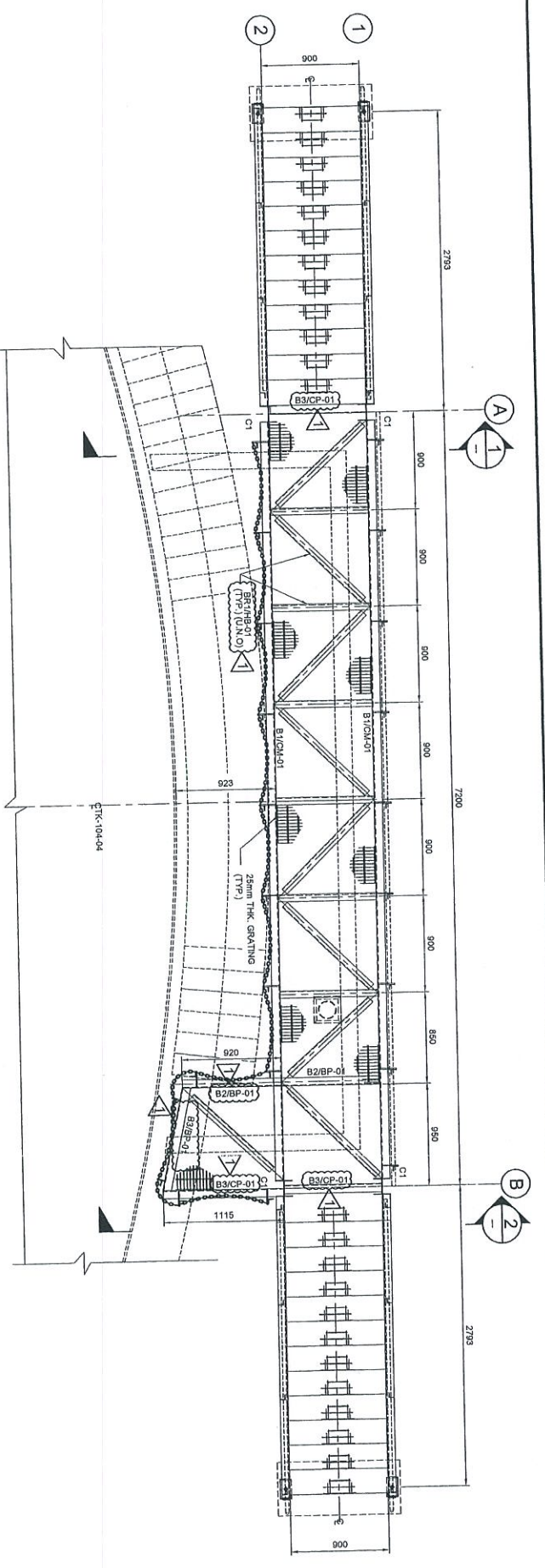
PROJECT TITLE :
 INDEPENDENT DEEPWATER PETROLEUM
 TERMINAL AT PENGERANG

PROJECT OWNER :
 PENGERANG INDEPENDENT TERMINALS SDN.BHD.

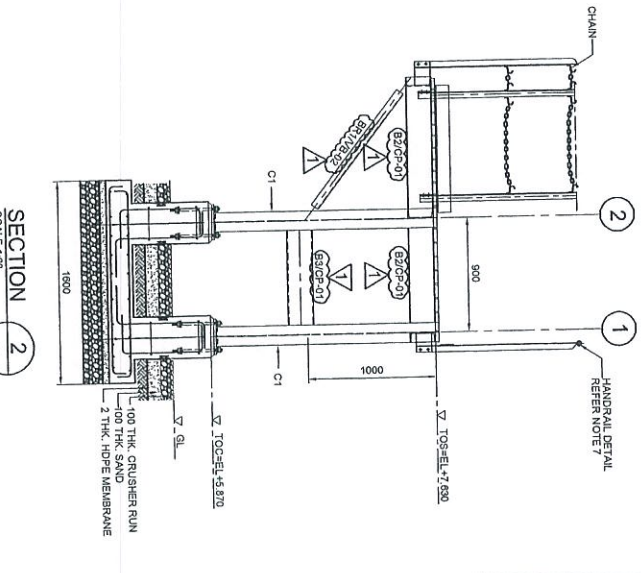
EPCC CONTRACTOR :
 DIALOG E & C SDN. BHD. (199290-U)
 109, BLOK G, PULAU DAWANSAH 1,
 NO. 9, JALAN 19/11, 43550 FELDAJAYA, SELANGOR.

DRAWING TITLE :
 PLAN & SECTIONAL DETAILS OF
 OPERATING PLATFORM 104-OPF-02.03 & 05
 FOR TANKPIT-104

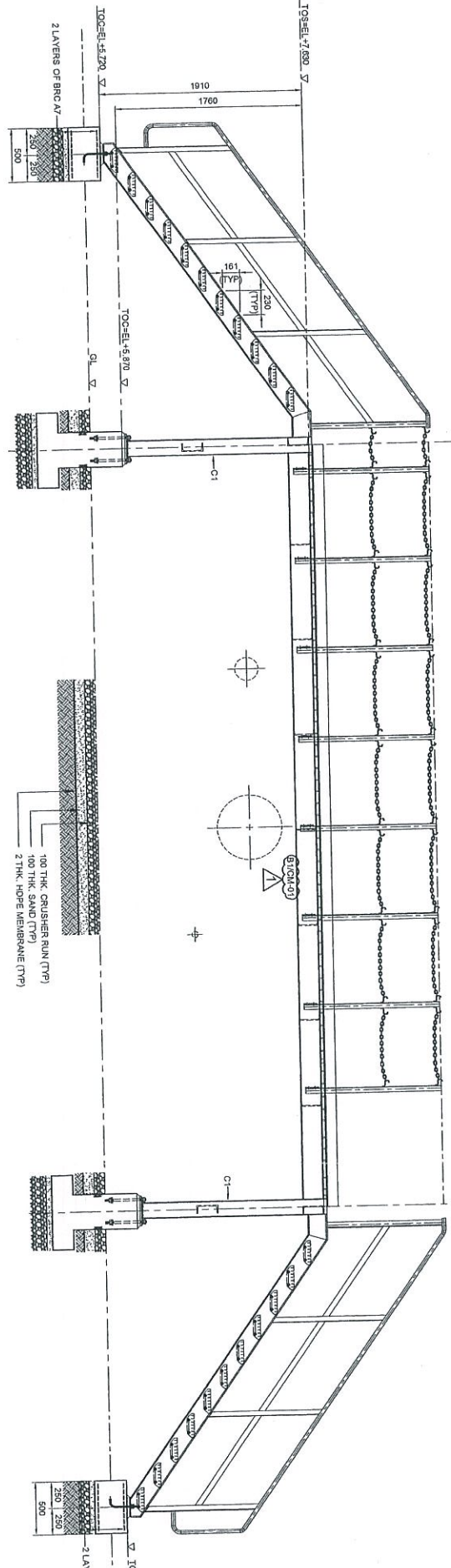
SCALE	CHECKED	DATE	APPROVED	FILENAME	DWG. NO.	REV.
1:30	WKC/ZJ	29.08.12		DH0008-ENG-C-PF-0067	DH0008-ENG-C-PF-0067	1



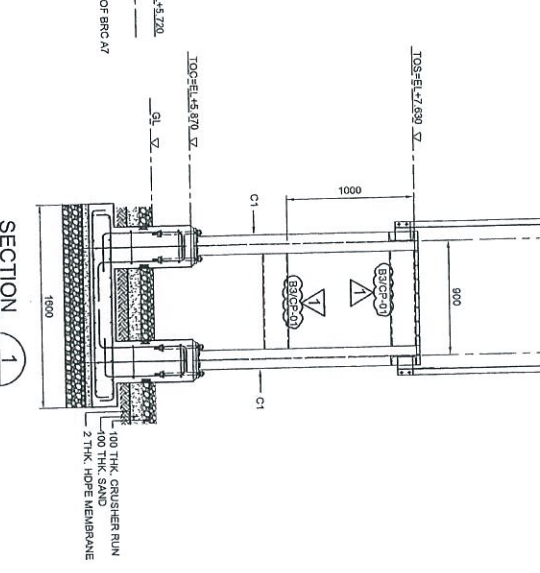
PLAN AT EL +7.630
SCALE 1:30
(ALL HORIZONTAL BRACINGS ARE AT 75mm)



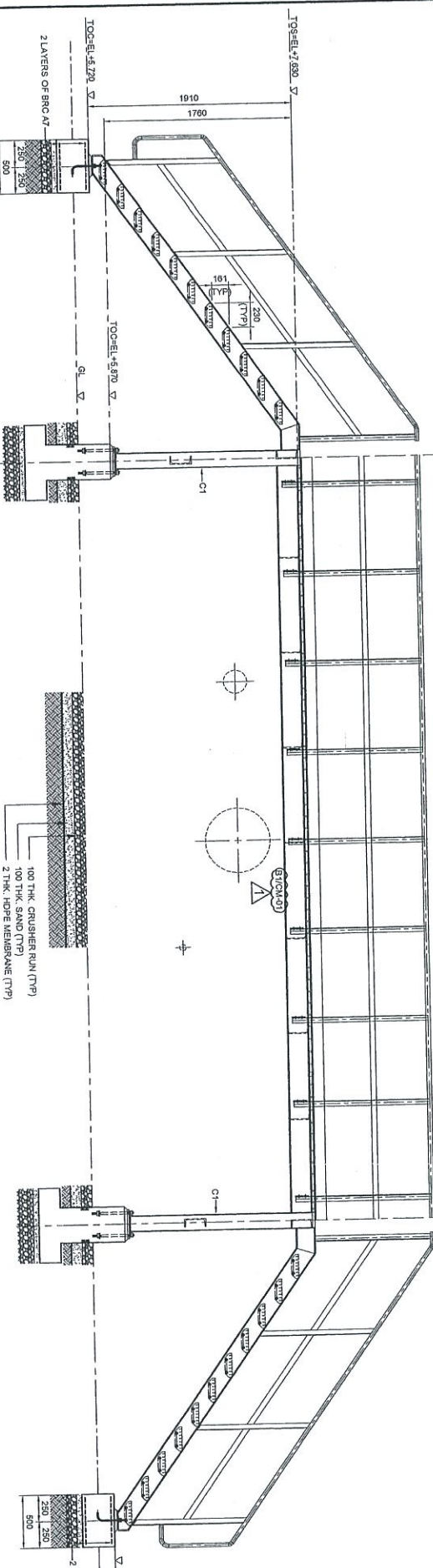
SECTION 2
SCALE 1:30



ELEVATION ALONG GRID 2
SCALE 1:30



SECTION 1
SCALE 1:30



ELEVATION ALONG GRID 1
SCALE 1:30

INVOICE

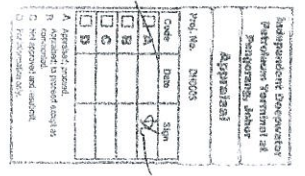
1. ALL DIMENSIONS ARE IN MILLIMETERS & LEVELS IN METERS
2. READ THIS DWG. IN CONJUNCTION WITH DWG. NO. DH0008-ENG-C-PF-0004
3. FOR STRUCTURE NOTES, REFER TO DWG. NO. DH0008-ENG-C-01-0001.
4. PENDING OVERALL MASTER PLAN REFER DWG. NO. DH0008-ENG-C-01-0001
5. FOR STANDARD CONNECTION DETAILS REFER DWG. NO. DH0008-ENG-C-SD-0011 TO 0020
6. FOR STANDARD ANCHOR BOLT DETAILS REFER DWG. NO. DH0008-ENG-C-SD-0001
7. FOR STANDARD HANDRAIL DETAILS REFER DWG. NO. DH0008-ENG-C-SD-0003
8. FOR STANDARD STAIRCASE DETAILS REFER DWG. NO. DH0008-ENG-C-SD-0005
9. FOR STANDARD GRATING DETAILS REFER DWG. NO. DH0008-ENG-C-SD-0007
10. FOR FOUNDATION & CONNECTION DETAILS REFER DWG. NO. DH0008-ENG-C-SD-0075
11. ALL CONNECTIONS ARE BOLTED CONNECTIONS.
12. ALL THE STRUCTURAL MEMBERS HAVE TO BE HOT DIPPED GALVANIZED.

ABBREVIATION:

- BR/CP-01 : 81 = MEMBER SIZE & CP-01 = CONNECTION TYPE
 TOC = TOP OF CONCRETE
 PFL = FINISHED PLATFORM LEVEL
 GL = GROUND LEVEL
 TOS = TOP OF STEEL

LEGENDS:

MARKING	SIZE	NOTE
CT	UC 152 x 152 x 23 KGM	COLUMN
BR	C 200 x 80 x 24 KGM	BEAM
BR	C 200 x 80 x 24 KGM	BEAM
BR	C 200 x 80 x 24 KGM	BEAM
BR	C 200 x 80 x 24 KGM	BEAM
BR	L 95 x 65 x 8.75K	BRACINGS



NO	WKL/ZJ	CHKD	DATE
1	APPROVED FOR CONSTRUCTION	KSR	12.11.12
0	ISSUED FOR APPROVAL	KSR	29.08.12
A	ISSUED FOR REVIEW	BY	DATE

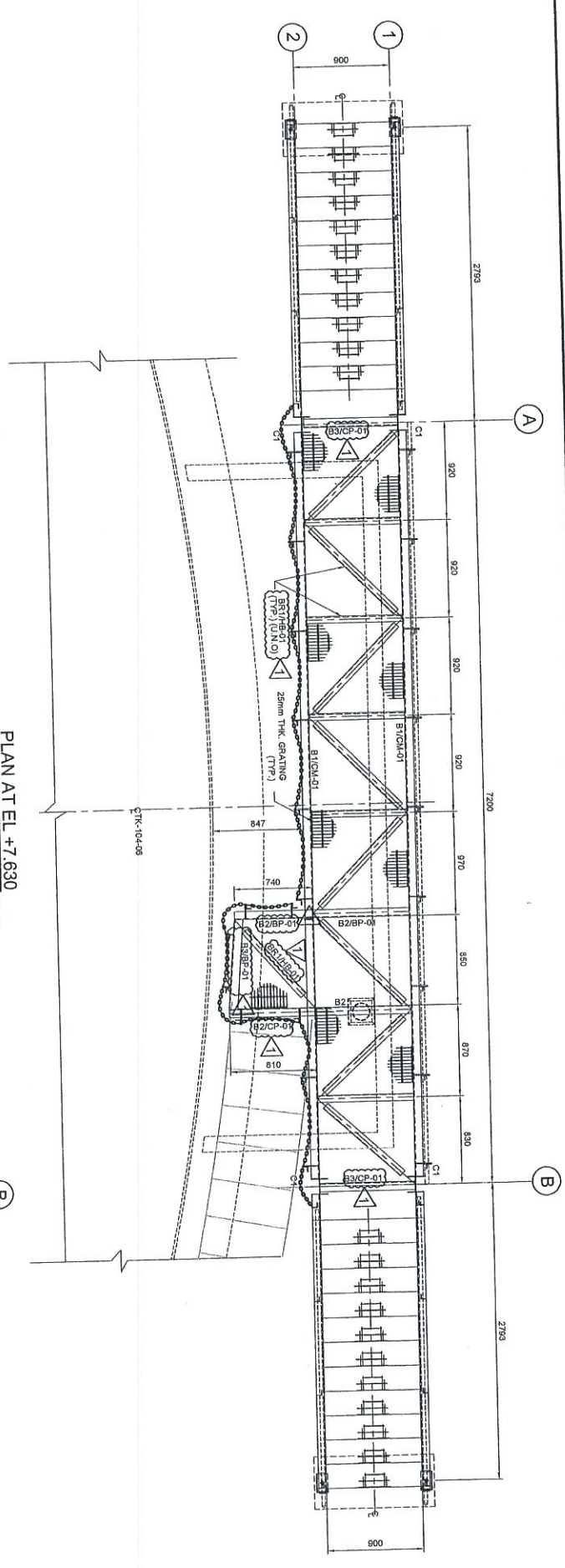
PROJECT TITLE :
 INDEPENDENT DEEPWATER PETROLEUM
 TERMINAL AT PENERANG

PROJECT OWNER :
 PENERANG INDEPENDENT TERMINALS SDN.BHD.

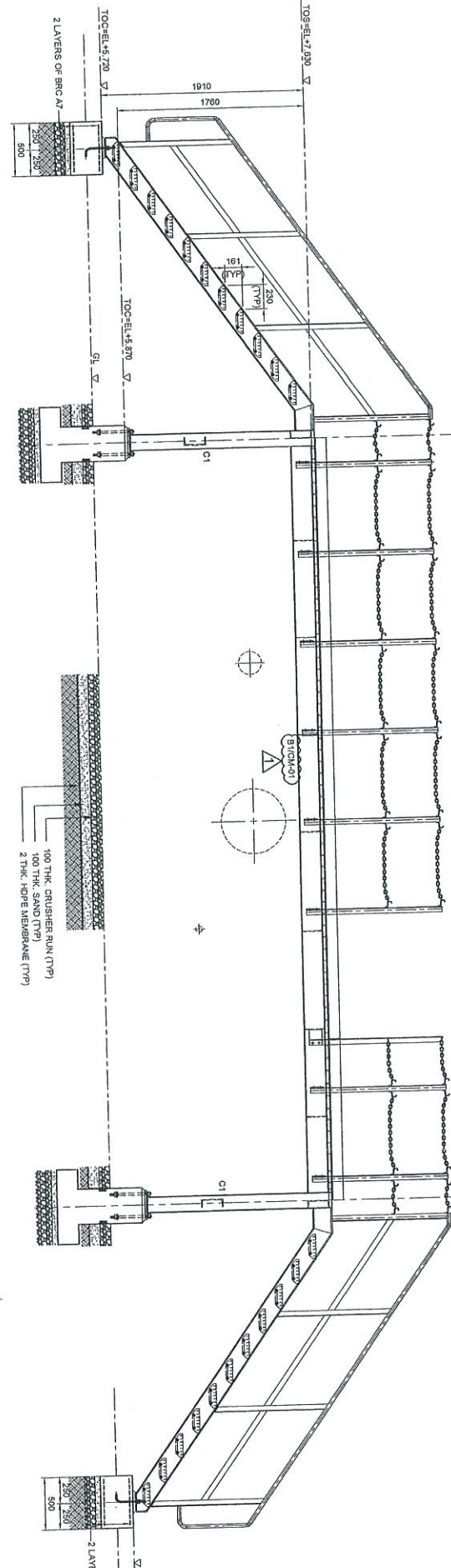
EPC CONTRACTOR :
 DIALOG E & C SDN. BHD. (188290-U)
 109, BLOCK 6, PILEO DAMANSARA 1,
 NO. 9, JALAN 16/11, 46350 PETALING JAYA, SELANGOR.

DRAWING TITLE :
 PLAN & SECTIONAL DETAILS OF
 OPERATING PLATFORM 104-OPF-04
 FOR TANKPIT-104

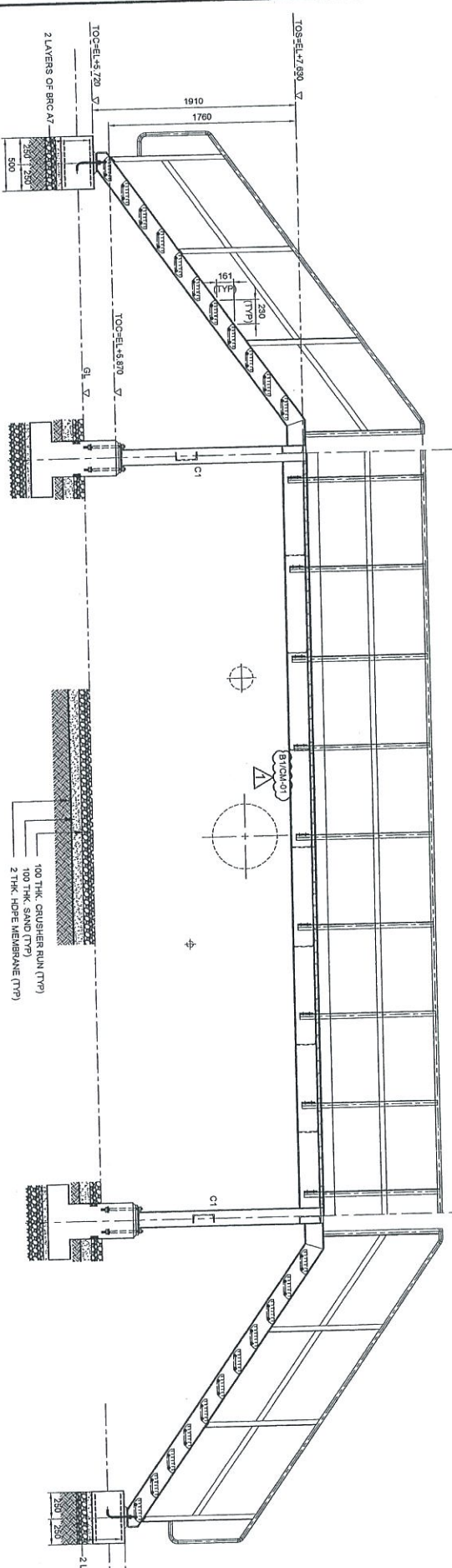
SCALE	1:30	CHECKED	WKL/ZJ
DRAWN	YAR	APPROVED	KSR
DATE	29.08.12	FILENAME	DH0008-ENG-C-PF-0068
DWG. NO.	DH0008-ENG-C-PF-0068	SHT. NO.	1
		REV.	1



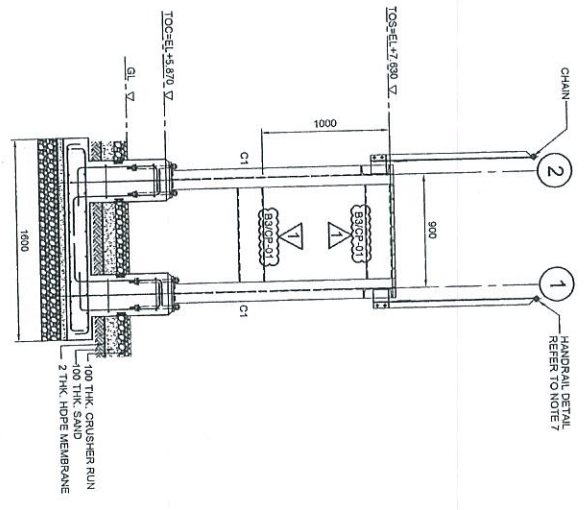
PLAN AT EL +7.630
(ALL HORIZONTAL BRACINGS ARE AT -7.6mm)
SCALE 1:30



ELEVATION ALONG GRID 2
SCALE 1:30



ELEVATION ALONG GRID 1
SCALE 1:30



ELEVATION ALONG GRID A & B
SCALE 1:30

NOTES:

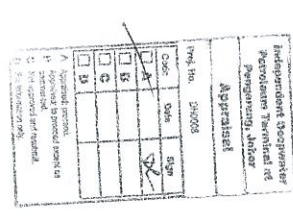
1. ALL DIMENSIONS ARE IN MILLIMETERS & LEVELS IN METERS
2. READ THIS DWG. IN CONJUNCTION WITH
DWG. No: DH0008-ENG-C-PF-0004
3. FOR STRUCTURE NOTES, REFER TO DWG NO:
DH0008-ENG-C-01-0001.
4. PENGERANG OVERALL MASTER PLAN REFER
DWG. No: DH0008-ENG-C-01-0001
5. FOR STANDARD CONNECTION DETAILS REFER
DWG. No: DH0008-ENG-C-SD-0111 TO 0020
6. FOR STANDARD ANCHOR BOLT DETAILS REFER
DWG. No: DH0008-ENG-C-SD-0001
7. FOR STANDARD HANDRAIL DETAILS REFER
DWG. No: DH0008-ENG-C-SD-0003
8. FOR STANDARD STAIRCASE DETAILS REFER
DWG. No: DH0008-ENG-C-SD-0003
9. FOR STANDARD GRATING DETAILS REFER
DWG. No: DH0008-ENG-C-SD-0007
10. FOR FOUNDATION & CONNECTION DETAILS REFER
DWG. No: DH0008-ENG-C-SD-0075
11. ALL CONNECTIONS ARE BOLTED CONNECTIONS.
12. ALL THE STRUCTURAL MEMBERS HAVE TO BE
HOT DIPPED GALVANIZED.

ABBREVIATION:

- B1/CP-01 : B1 = MEMBER SIZE & CP-01 = CONNECTION TYPE.
 TOC = TOP OF CONCRETE
 F.L. = FINISHED PLATFORM LEVEL
 GL. = GROUND LEVEL
 TOS. = TOP OF STEEL

LEGENDS:

MARKING	SIZE	NOTE
CT	UC 152 X 152 X 23 KGM	COLUMN
B1	C 200 X 80 X 24 KGM	BEAM
B2	C 200 X 80 X 24 KGM	BEAM
B3	C 200 X 80 X 24 KGM	BEAM
BRT	L 65 X 65 X 6 THK	BRACING



NO	DESCRIPTION	BY	CHK'D	DATE
1	APPROVED FOR CONSTRUCTION	WKL/JZ	WKL/JZ	20.08.13
0	ISSUED FOR APPROVAL	WKL/JZ	WKL/JZ	12.11.12
A	ISSUED FOR REVIEW	WKL/JZ	WKL/JZ	28.08.12

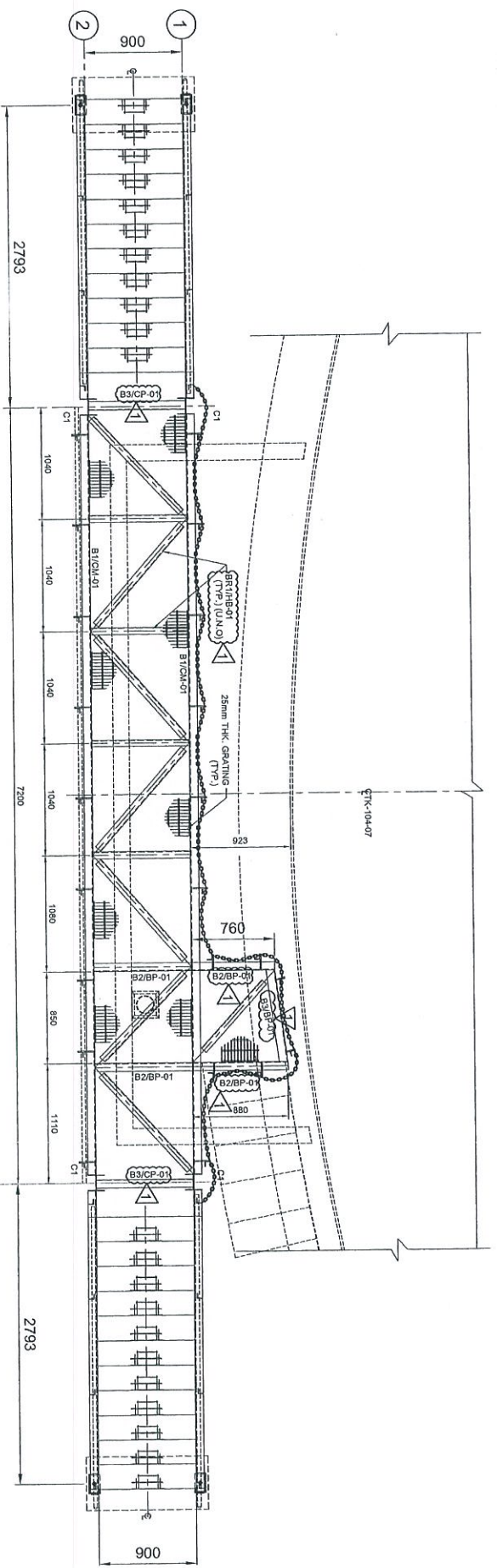
PROJECT TITLE :
 INDEPENDENT DEEPWATER PETROLEUM
 TERMINAL AT PENGERANG

PROJECT OWNER :
 PENGERANG INDEPENDENT TERMINALS SDN.BHD.

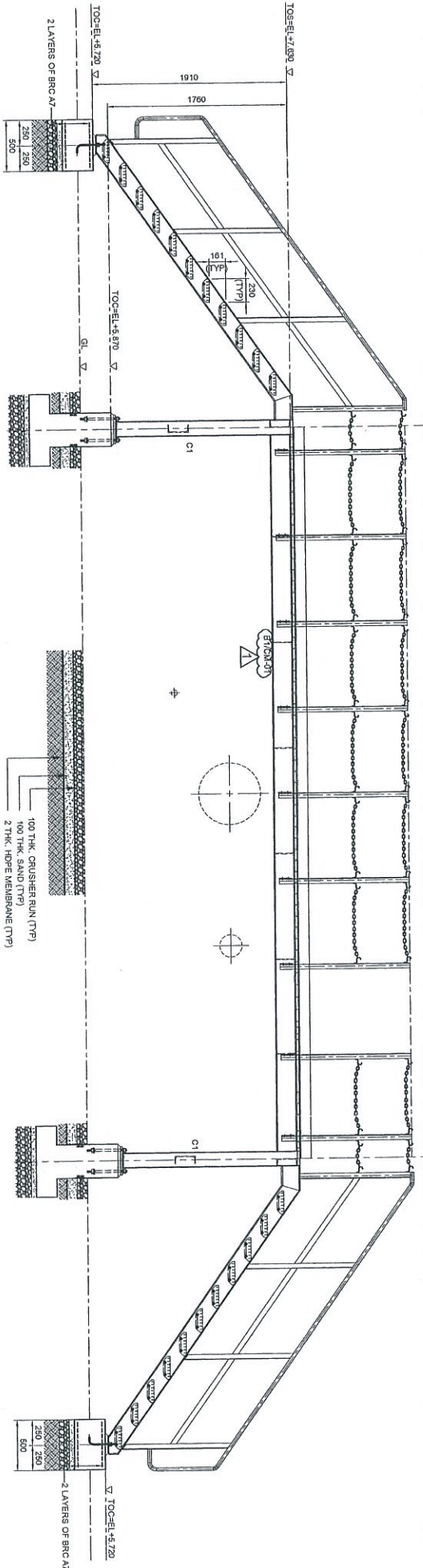
EPCC CONTRACTOR :
 DIALOG E & C SDN. BHD. (182290-U)
 105, BLOCK 6, PHASE 1, JALAN DAMANSARA 1,
 NO. 9, JALAN 16/11, 46350 PETALING JAYA, SELANGOR.

DRAWING TITLE :
 PLAN & SECTIONAL DETAILS OF
 OPERATING PLATFORM 104-OPF-06
 FOR TANKPIT-104

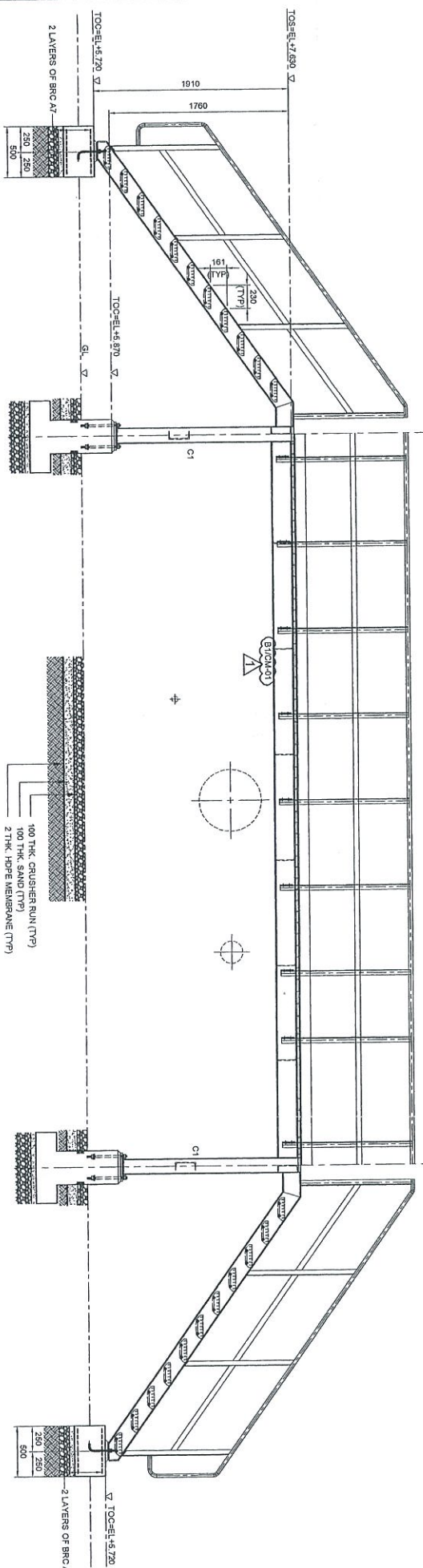
SCALE : 1:30
 CHECKED : WKL/JZ
 DRAWN : YXR
 APPROVED : LKM
 DATE : 29.08.12
 FILENAME : DH0008-ENG-C-PF-0069
 SHEET NO. : 1
 REV. : 1
 DWG. NO. : DH0008-ENG-C-PF-0069



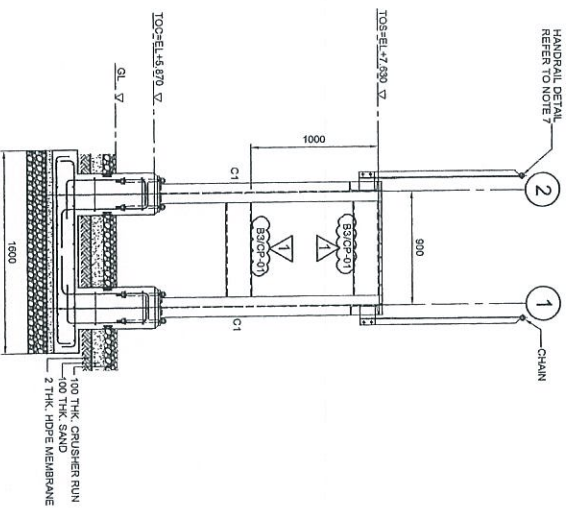
PLAN AT EL +7.630
(ALL HORIZONTAL BRACKINGS ARE AT 75mm)
SCALE 1:30



ELEVATION ALONG GRID 1
SCALE 1:30



ELEVATION ALONG GRID 2
SCALE 1:30



ELEVATION ALONG GRID A & B
SCALE 1:30

- NOTES:**
- ALL DIMENSIONS ARE IN MILLIMETERS & LABELS IN METERS
 - READ THIS DWG. IN CONJUNCTION WITH DWG. NO: DH0008-ENG-C-PF-0004
 - FOR STRUCTURE NOTES, REFER TO DWG NO: DH0008-ENG-C-SN-0001.
 - PENGERANG OVERALL MASTER PLAN REFER DWG. NO. DH0008-ENG-C-SN-0001
 - FOR STANDARD CONNECTION DETAILS REFER DWG. NO: DH0008-ENG-C-SN-0011 TO 0020
 - FOR STANDARD ANCHOR BOLT DETAILS REFER DWG. NO: DH0008-ENG-C-SN-0001
 - FOR STANDARD HORIZONTAL DETAILS REFER DWG. NO. DH0008-ENG-C-SN-0003
 - FOR STANDARD STAIRCASE DETAILS REFER DWG. NO: DH0008-ENG-C-SN-0005
 - FOR STANDARD GRATING DETAILS REFER DWG. NO. DH0008-ENG-C-SN-0007
 - FOR FOUNDATION & CONNECTION DETAILS REFER DWG. NO: DH0008-ENG-C-SN-0075
 - ALL CONNECTIONS ARE BOLTED CONNECTIONS.
 - ALL THE STRUCTURAL MEMBERS HAVE TO BE HOT DIPPED GALVANIZED.

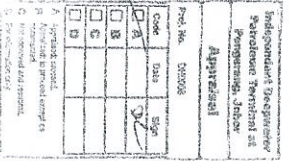
ABBREVIATION:

- B1/CP-01 : B1 = MEMBER SIZE & CP-01 = CONNECTION TYPE.
 TOC = TOP OF CONCRETE
 FPL = FINISHED PLATFORM LEVEL
 GL = GROUND LEVEL
 TOS = TOP OF STEEL



LEGENDS:

MARKING	SIZE	NOTE
C1	UC 153 x 153 x 20 KGM	COLUMN
B1	C 200 x 80 x 24 KGM	BEAM
B2	C 200 x 80 x 24 KGM	BEAM
B3	C 200 x 80 x 24 KGM	BEAM
BR1	L 65 x 65 x 6 THK	BRACKING



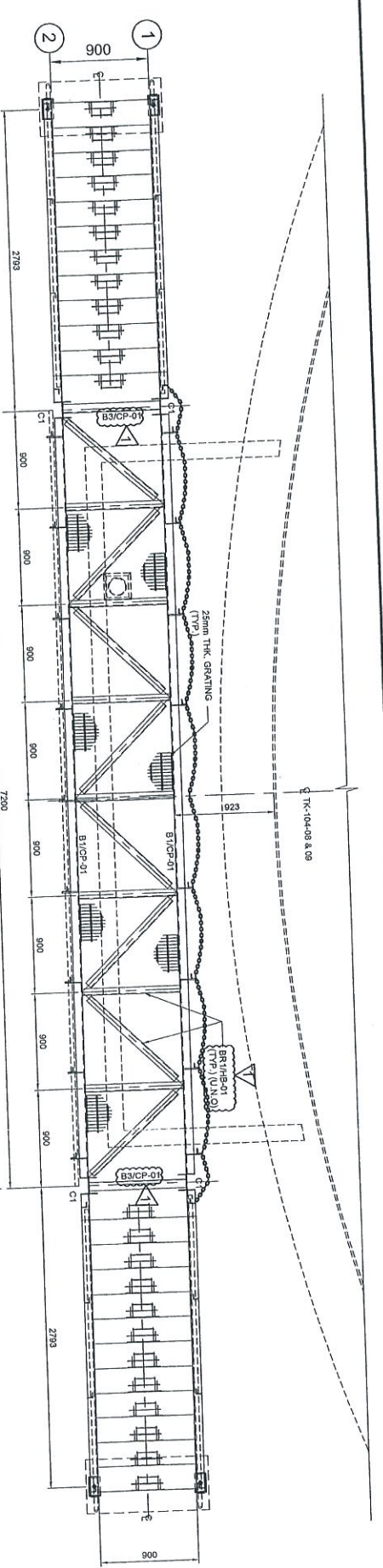
NO	REV	DATE	DESCRIPTION	BY	CHK'D	APPR.	DATE
1		28.08.12	ISSUED FOR CONSTRUCTION	KAR	IKK/ZL	LKM	28.08.12
0		12.11.12	ISSUED FOR APPROVAL	KSR	IKK/ZL	LKM	12.11.12
1		28.08.12	APPROVED FOR CONSTRUCTION	KAR	IKK/ZL	LKM	28.08.12

PROJECT TITLE :
INDEPENDENT DEEPWATER PETROLEUM TERMINAL AT PENGERANG

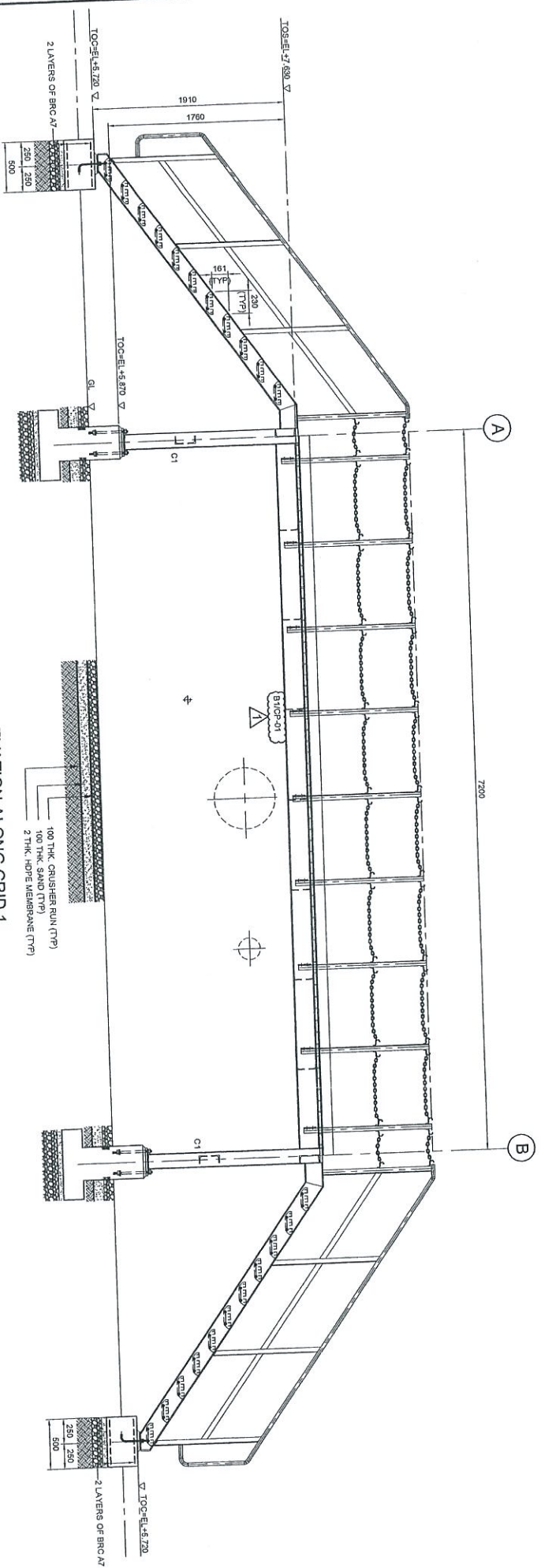
PROJECT OWNER :
EPCC CONTRACTOR :
DIALOG E & C SDN. BHD. (199290-U)
 109, BLOK G, PHIED PAWANGSA, 1,
 NO. 51, JALAN 19/11, 46150 PETALING JAYA, SELANGOR.

DRAWING TITLE :
PLAN & SECTIONAL DETAILS OF OPERATING PLATFORM 104-OP-F-07 FOR TANKPT-104

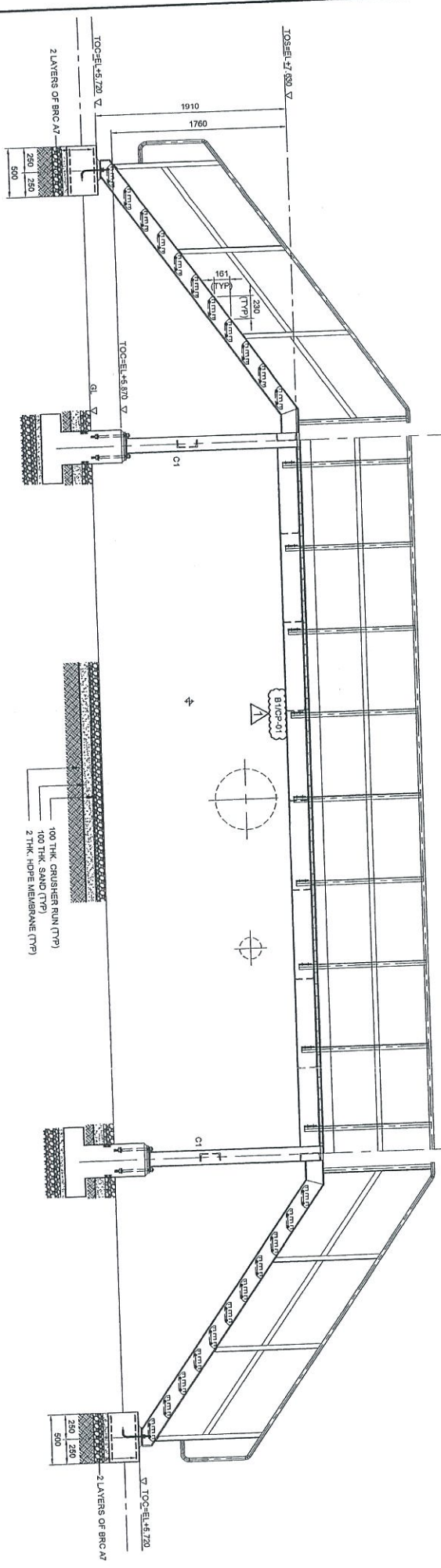
SCALE	CHECKED	DATE	FILENAME	SHEET NO.	REV.
1:30	IKK/ZL	29.08.12	DH0008-ENG-C-PF-0070	1	1



PLAN AT EL. +7.630
 (ALL HORIZONTAL BRACKINGS ARE AT -7.50m)
 SCALE 1:50



ELEVATION ALONG GRID 1
 SCALE 1:30



ELEVATION ALONG GRID 1
 SCALE 1:30

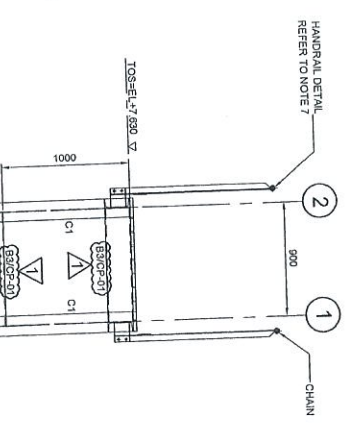
1. ALL DIMENSIONS ARE IN MILLIMETERS & LEVELS IN METERS
2. READ THIS DWG. IN CONJUNCTION WITH DWG. No. DH0008-ENG-C-PF-0004
3. FOR STRUCTURE NOTES, REFER TO DWG NO: DH0008-ENG-C-01-0001.
4. PENERANG OVERALL MASTER PLAN REFER DWG. No. DH0008-ENG-C-01-0001
5. FOR STANDARD CONNECTION DETAILS REFER DWG. No. DH0008-ENG-C-SD-0011 TO 0020
6. FOR STANDARD ANCHOR BOLT DETAILS REFER DWG. No. DH0008-ENG-C-SD-0001
7. FOR STANDARD HANDRAIL DETAILS REFER DWG. No. DH0008-ENG-C-SD-0003
8. FOR STANDARD STAIRCASE DETAILS REFER DWG. No. DH0008-ENG-C-SD-0006
9. FOR STANDARD GRATING DETAILS REFER DWG. No. DH0008-ENG-C-SD-0007
10. FOR FOUNDATION & CONNECTION DETAILS REFER DWG. No. DH0008-ENG-C-SD-0015
11. ALL CONNECTIONS ARE BOLTED CONNECTIONS.
12. ALL THE STRUCTURAL MEMBERS HAVE TO BE HOT DIPPED GALVANIZED.

ABBREVIATION:

- B1/-01 : B1 = MEMBER SIZE & C1-01 = CONNECTION TYPE.
 TOC. = TOP OF CONCRETE.
 PFL. = FINISHED PLATFORM LEVEL.
 OL. = GROUND LEVEL.
 TOS. = TOP OF STEEL.

LEGENDS:

MARKING	SIZE	NOTE
C11	UC 182 x 182 x 23 KG/M	COLUMN
B1	C 200 x 80 x 24 KG/M	BEAM
B2	C 200 x 80 x 24 KG/M	BEAM
B3	C 200 x 80 x 24 KG/M	BEAM
BRT	L 65 x 65 x 3 THK	BRACKING



ELEVATION ALONG GRID A & B
 SCALE 1:30

NO	DESCRIPTION	DATE
1	APPROVED FOR CONSTRUCTION	12.06.13
0	ISSUED FOR APPROVAL	12.11.12
A	ISSUED FOR REVIEW	29.05.12

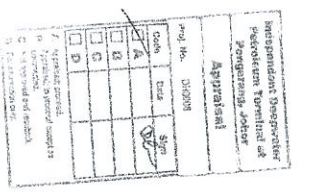
PROJECT TITLE :
INDEPENDENT DEEPWATER PETROLEUM TERMINAL AT PENERANG

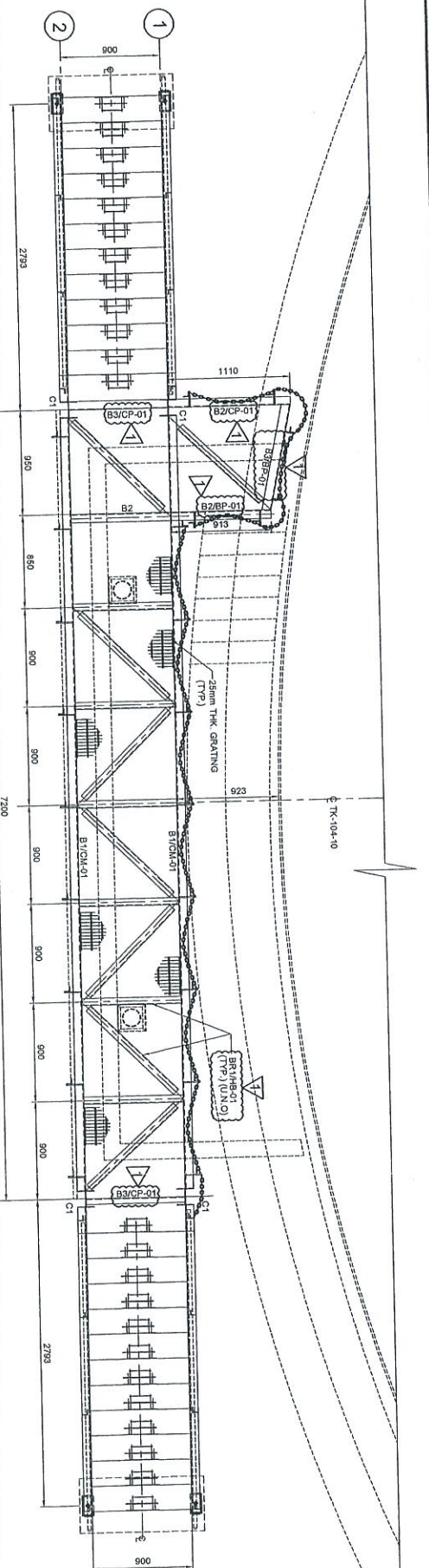
PROJECT OWNER :
PENERANG INDEPENDENT TERMINALS SDN.BHD.

EPCC CONTRACTOR :
DIALOG E & C SDN. BHD. (188298-U)
 109, BLOK 6, PINEBO DAMAIKAR, 1, NO. 9, JALAN 19/11, 48350 PETALING JAYA, SELANGOR.

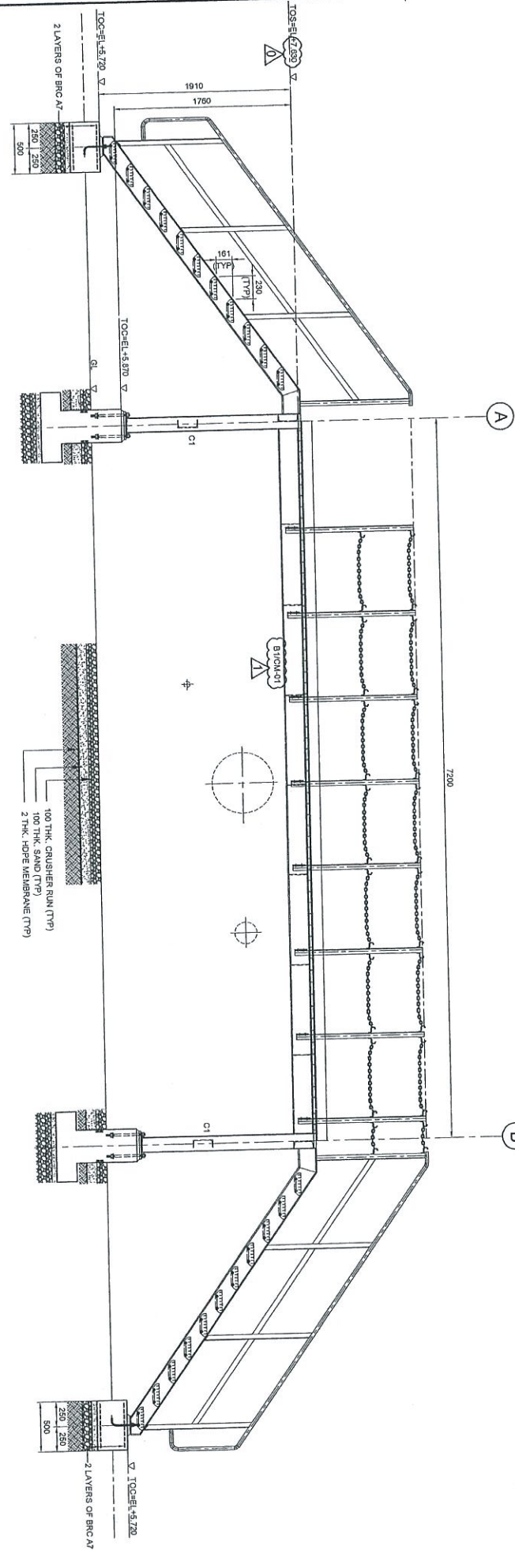
DRAWING TITLE :
PLAN & SECTIONAL DETAILS OF OPERATING PLATFORM 104-OPF-08 & 09 FOR TANKPIT -104

SCALE	CHECKED	DATE
1:30	WKL/ZI	
	KSR	
29.05.12	DH0008-ENG-C-PF-0071	

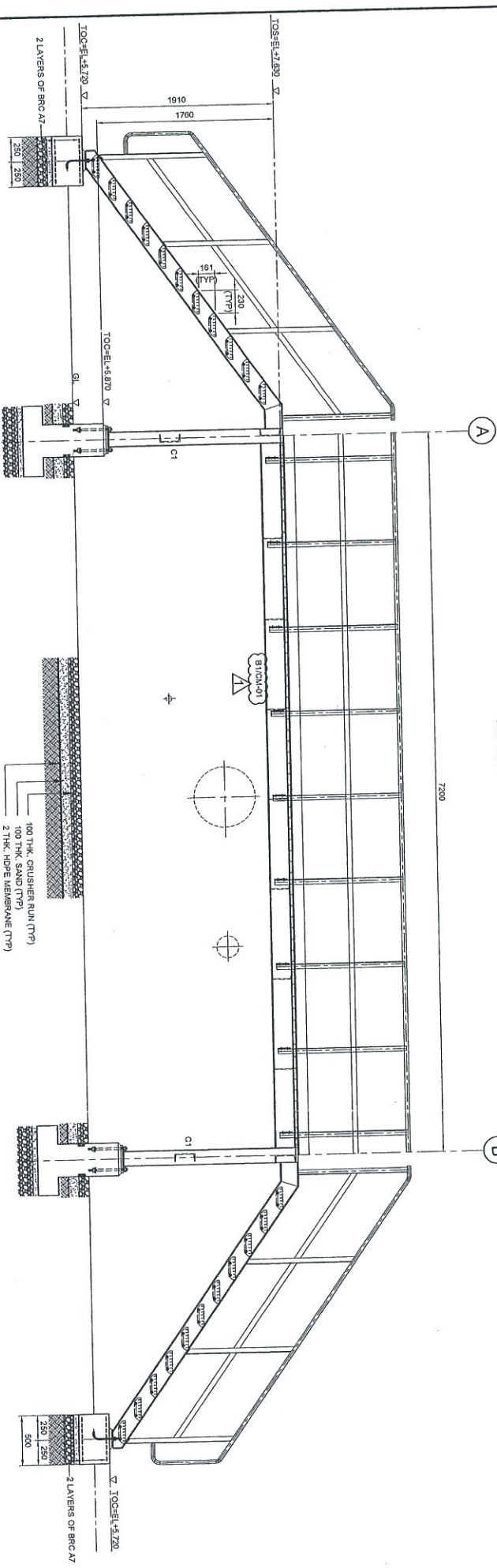




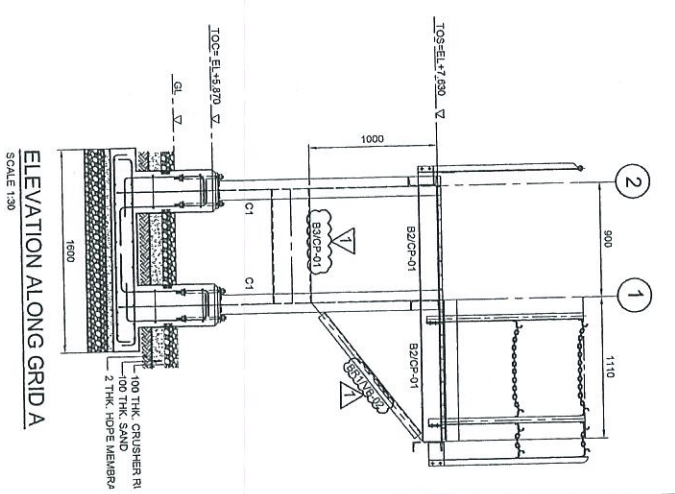
PLAN AT EL +7.630
(ALL HORIZONTAL BRACINGS ARE AT 76mm)
SCALE 1:30



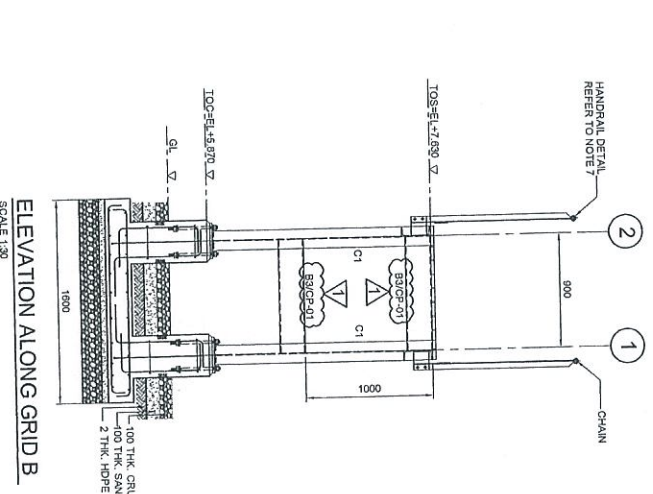
ELEVATION ALONG GRID 1
SCALE 1:30



ELEVATION ALONG GRID 2
SCALE 1:30



ELEVATION ALONG GRID A
SCALE 1:30



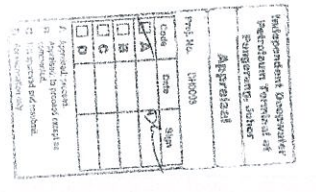
ELEVATION ALONG GRID B
SCALE 1:30

- NOTES:**
1. ALL DIMENSIONS ARE IN MILLIMETERS & LEVELS IN METERS
 2. READ THIS DWG. IN CONJUNCTION WITH
DWG. NO: DH0008-ENG-C-PF-0004
 3. FOR STRUCTURE NOTES, REFER TO DWG NO:
DH0008-ENG-C-SI-0001.
 4. PENGERANG OVERALL MASTER PLAN REFER
DWG. NO: DH0008-ENG-P-C-0001
 5. FOR STANDARD CONNECTION DETAILS REFER
DWG. NO: DH0008-ENG-C-SI-0011 TO 0020
 6. FOR STANDARD ANCHOR BOLT DETAILS REFER
DWG. NO: DH0008-ENG-C-SI-0001
 7. FOR STANDARD HANDRAIL DETAILS REFER
DWG. NO: DH0008-ENG-C-SI-0003
 8. FOR STANDARD STAIRCASE DETAILS REFER
DWG. NO: DH0008-ENG-C-SI-0005
 9. FOR STANDARD GRATING DETAILS REFER
DWG. NO: DH0008-ENG-C-SI-0007
 10. FOR FOUNDATION & CONNECTION DETAILS REFER
DWG. NO: DH0008-ENG-C-SI-0005
 11. ALL CONNECTIONS ARE BOLTED CONNECTIONS.
 12. ALL THE STRUCTURAL MEMBERS HAVE TO BE
HOT DIPPED GALVANIZED.

ABBREVIATION:
B1/CP-01 : B1 = MEMBER SIZE & CP-01 = CONNECTION TYPE

LEGENDS:

MARKING	SIZE	NOTE
C1	UC 152 X 152 X 23 KG/M	COLUMN
B1	C 200 X 80 X 24 KG/M	BEAM
B2	C 200 X 80 X 24 KG/M	BEAM
B3	C 200 X 80 X 24 KG/M	BEAM
BRT	L 85 X 65 X 8 THK	BRACING



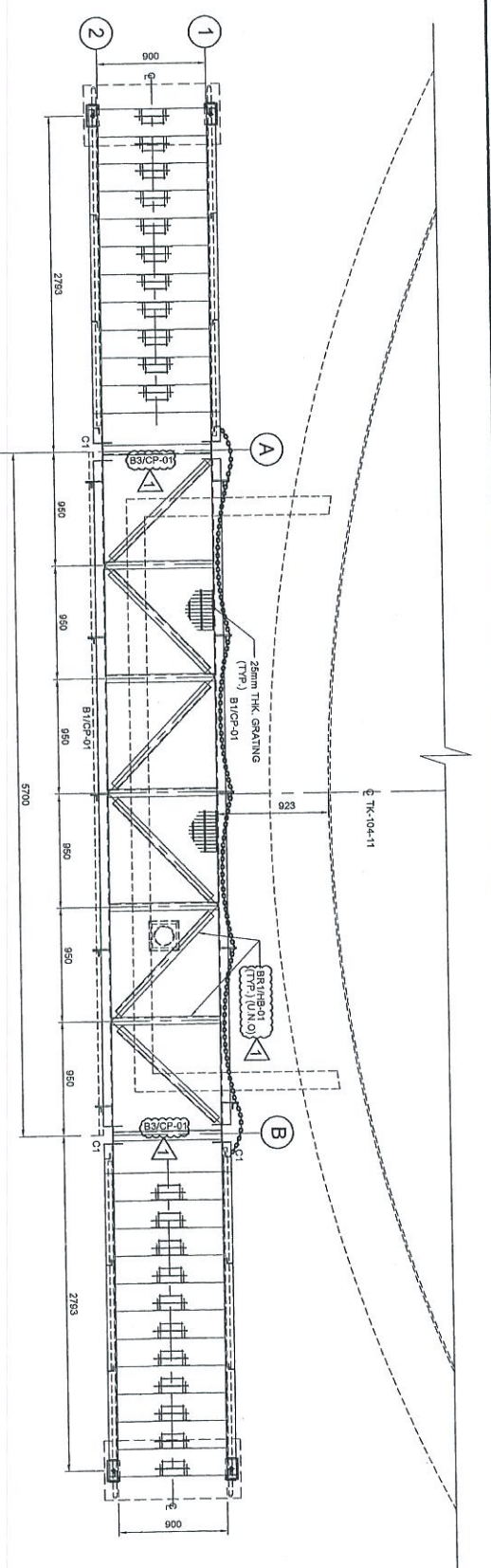
NO	DESCRIPTION	BY	CHK'D	APPR.	DATE
1	APPROVED FOR CONSTRUCTION				12.08.13
0	ISSUED FOR APPROVAL	KSR	IKW/ZZ	LKM	12.11.12
A	ISSUED FOR REWORK	KSR	IKW/ZZ	LKM	29.08.12

PROJECT OWNER:
PENGERANG INDEPENDENT TERMINALS SDN.BHD.

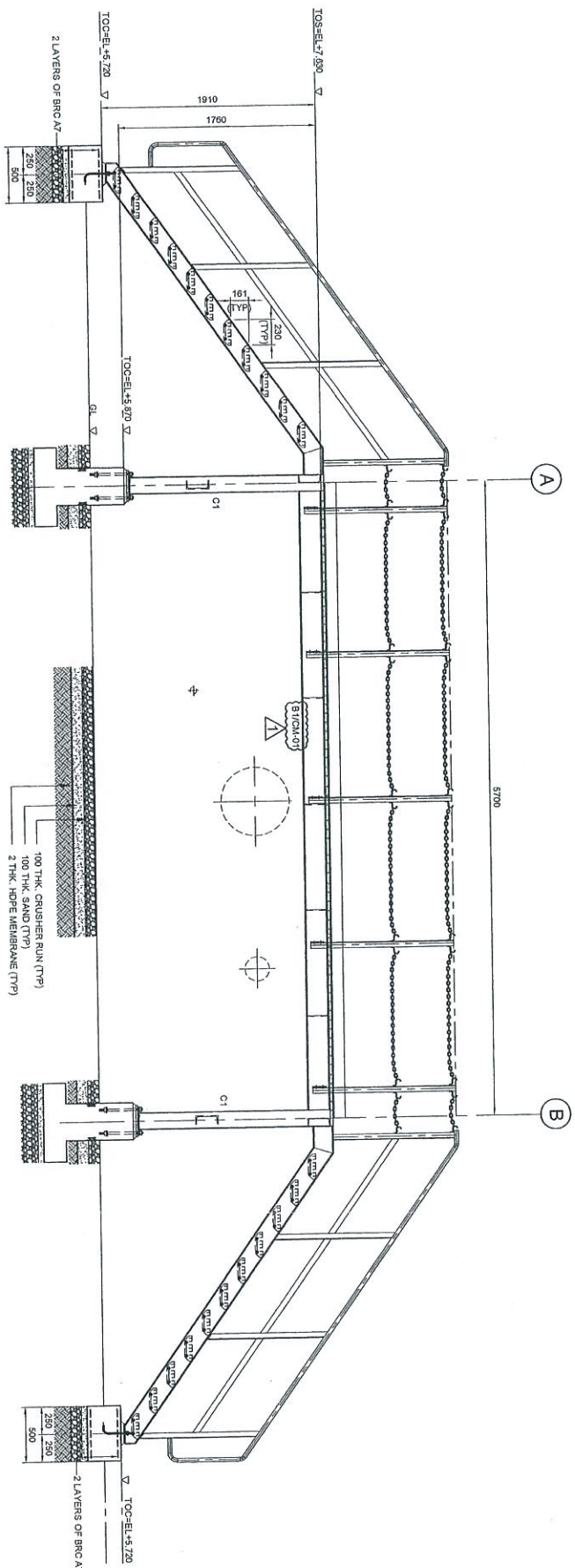
EPCC CONTRACTOR:
DIALOG E & C SDN. BHD. (189290-U)
100, BLOK G, PHASE 5, PULAU DAUNUSARA 1,
NO. 9, JALAN 16/11, 46350 PETALING JAYA, SELANGOR.

DRAWING TITLE:
PLAN & SECTIONAL DETAILS OF
OPERATING PLATFORM 104-OPF-10
FOR TANK PIT-104

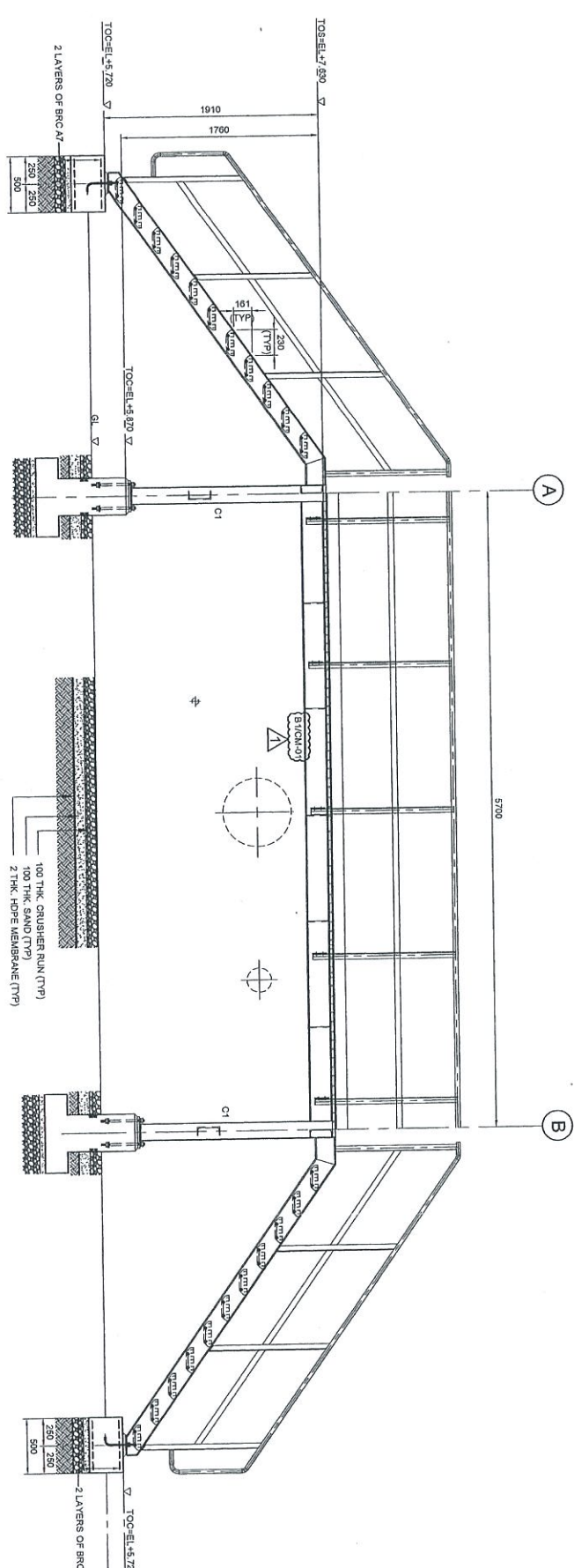
SCALE: 1:30
DRAWN: KSR
DATE: 29.08.12
DWG. NO.: DH0008-ENG-C-PF-0072
SHT. NO.: 1



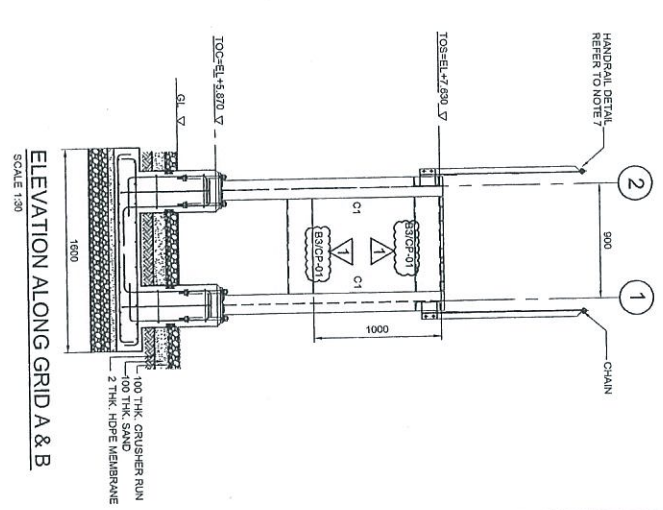
PLAN AT EL. +7.630
(ALL HORIZONTAL BRACINGS ARE AT 75mm)
SCALE 1:30



ELEVATION ALONG GRID 1
SCALE 1:30



ELEVATION ALONG GRID 2
SCALE 1:30



ELEVATION ALONG GRID A & B
SCALE 1:30

NOTES:

- ALL DIMENSIONS ARE IN MILLIMETERS & LEVELS IN METERS
- READ THIS DWG. IN CONJUNCTION WITH
DWG. NO: DH0008-ENG-C-PF-0004
- FOR STRUCTURE NOTES REFER TO DWG. NO:
DH0008-ENG-C-SI-0010
- FOR STANDARD OVERALL MASTER PLAN REFER
DWG. NO: DH0008-ENG-PI-0001
- FOR STANDARD CONNECTION DETAILS REFER
DWG. NO: DH0008-ENG-C-SI-0011 TO 0020
- FOR STANDARD ANCHOR BOLT DETAILS REFER
DWG. NO: DH0008-ENG-C-SI-0001
- FOR STANDARD HORIZONTAL DETAILS REFER
DWG. NO: DH0008-ENG-C-SI-0003
- FOR STANDARD STAIRCASE DETAILS REFER
DWG. NO: DH0008-ENG-C-SI-0005
- FOR STANDARD GRATING DETAILS REFER
DWG. NO: DH0008-ENG-C-SI-0007
- FOR FOUNDATION & CONNECTION DETAILS REFER
DWG. NO: DH0008-ENG-C-SI-0005
- ALL CONNECTIONS ARE BOLTED CONNECTIONS.
- ALL THE STRUCTURAL MEMBERS HAVE TO BE
HOT DIPPED GALVANIZED.

ABBREVIATION:

- BT/OP-01 : B1 = MEMBER SIZE & C2-01 = CORROSION TYPE
 TOC : = TOP OF CONCRETE
 FFL : = FINISHED PLATFORM LEVEL
 GL : = GROUND LEVEL
 TOS : = TOP OF STEEL



LEGENDS:

MARKING	SIZE	NOTE
C1	UC 152 X 152 X 23 KGM	COLUMN
B1	C 200 X 80 X 24 KGM	BEAM
B2	C 200 X 60 X 24 KGM	BEAM
B3	C 200 X 40 X 24 KGM	BEAM
BHT	L 65 X 65 X 8 THK	BRACINGS

Independent Designer/Engineer
 Pengerang Terminal &
 Pengerang, Johore
 Png. No. D2008
 (Scale) Date: 12/06/12
 (Signature) [Signature]
 (Stamp) [Stamp]

NO	DESCRIPTION	BY	CHK'D	APPR.	DATE
1	APPROVED FOR CONSTRUCTION	KSR	WKL/ZJ	LKM	12/06/12
0	ISSUED FOR APPROVAL	KSR	WKL/ZJ	LKM	12/11/12
A	ISSUED FOR REVIEW	KSR	WKL/ZJ	LKM	20/06/12

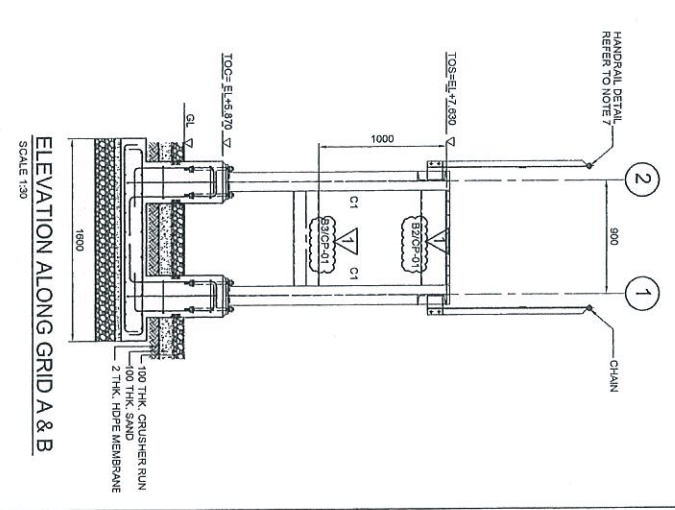
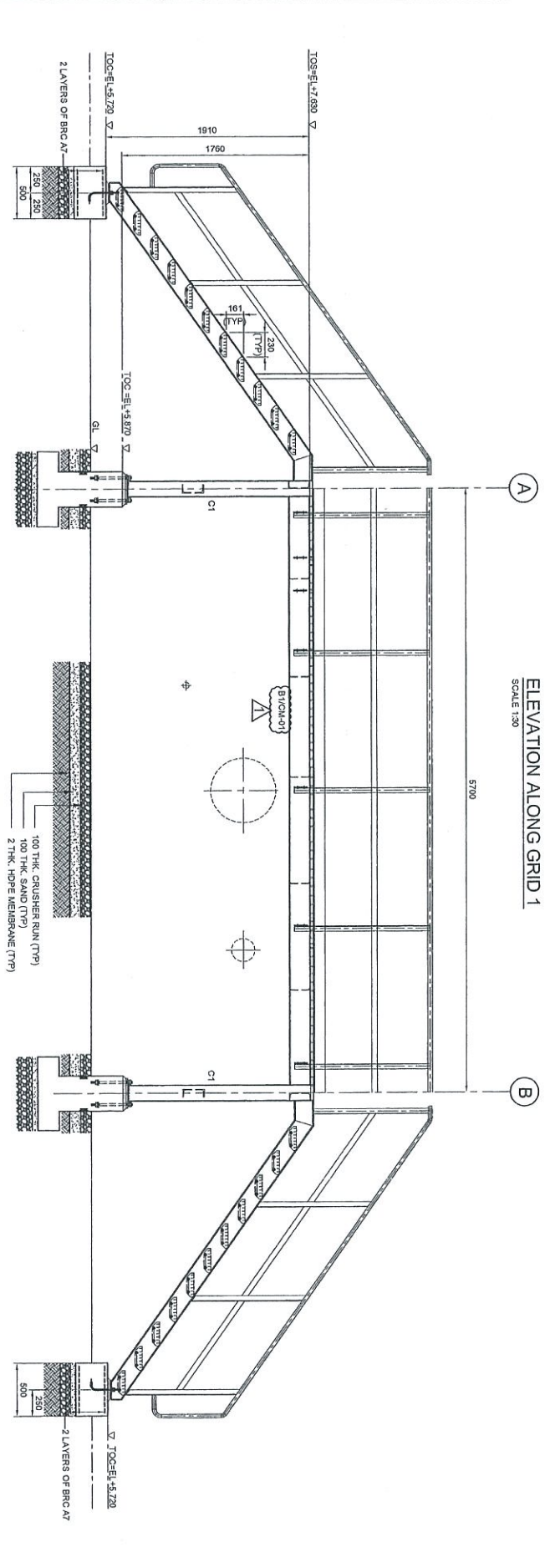
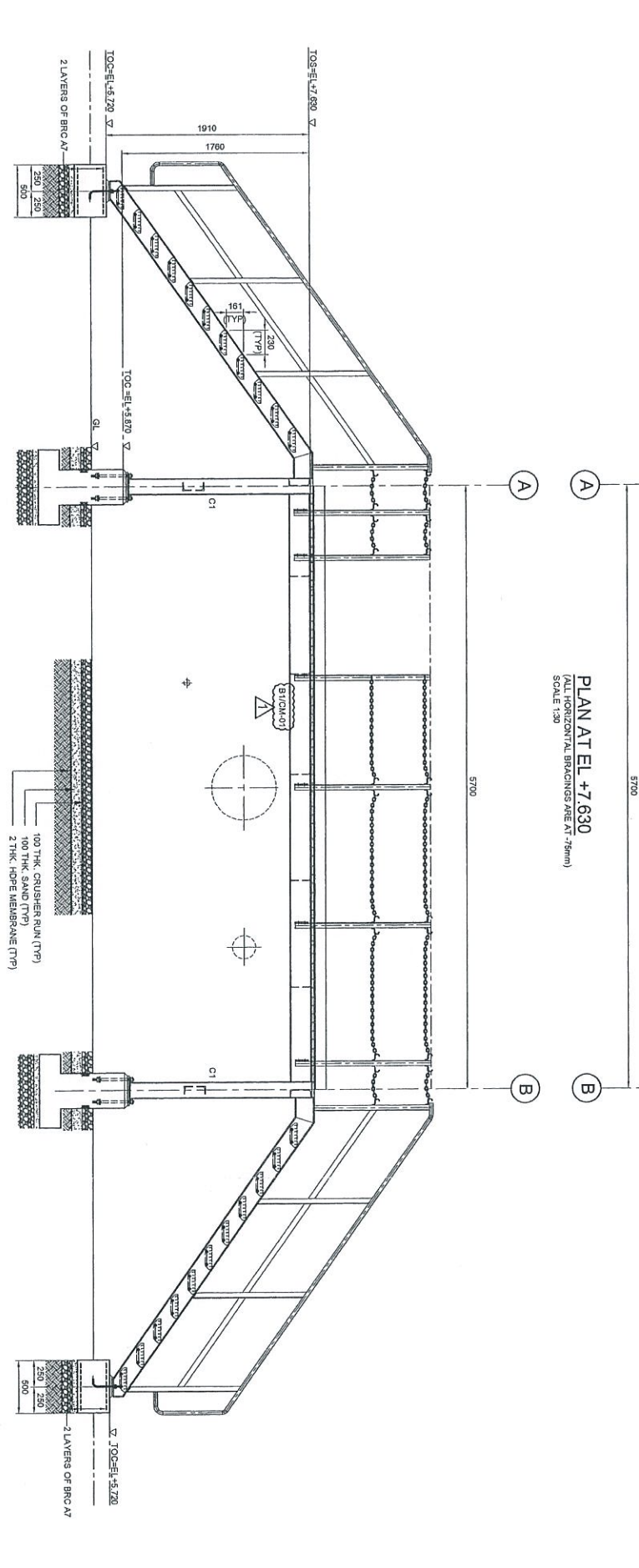
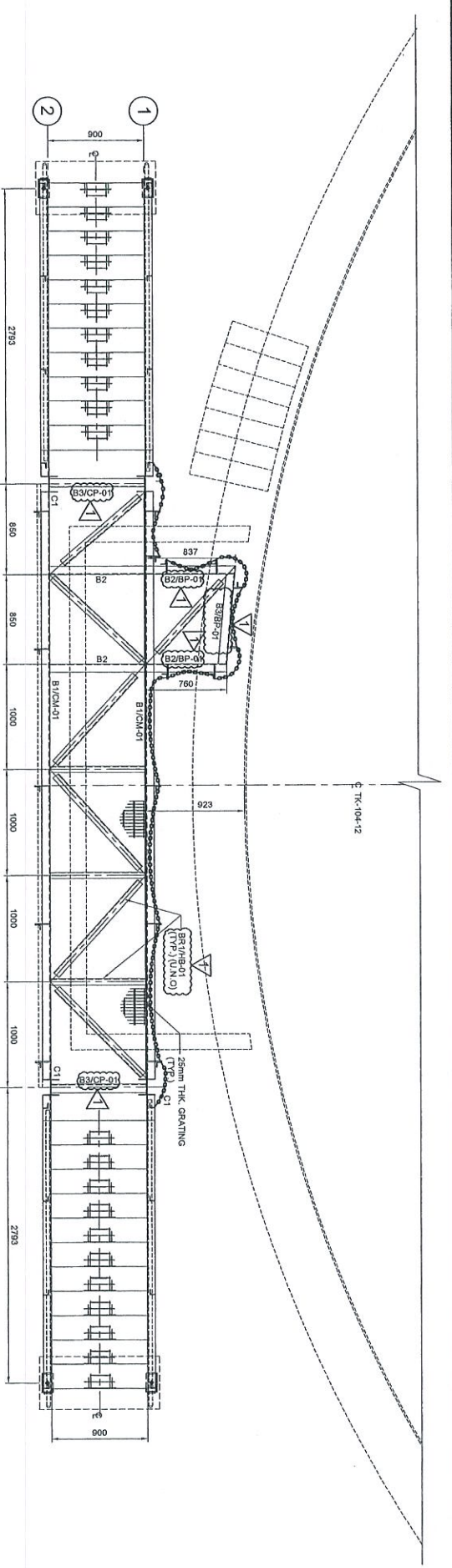
PROJECT TITLE :
**INDEPENDENT DEEPWATER PETROLEUM
 TERMINAL AT PENERANG**

PROJECT OWNER :
PENERANG INDEPENDENT TERMINALS SDN.BHD.

EPCC CONTRACTOR :
DIALOG E & C SDN. BHD. (188290-U)
 109, BLOK 6, PRILEO DAMANSARA 1,
 NO. 9, JALAN 16/11, 43350 PERLINS JAYA, SELANGOR.

DRAWING TITLE :
**PLAN & SECTIONAL DETAILS OF
 OPERATING PLATFORM-104-OPF-11
 FOR TANKPIT-104**

SCALE	CHECKED	DATE
1:30	WKL/ZJ	
DESIGNED	APPROVED	DATE
KSR	LKM	
FILE NAME	SHT. NO.	REV.
DH0008-ENG-C-PF-0073	1	1



- NOTES:**
1. ALL DIMENSIONS ARE IN MILLIMETERS & LEVELS IN METERS
 2. READ THIS DWG. IN CONJUNCTION WITH DWG. No: DH0008-ENG-C-PF-0004
 3. FOR STRUCTURE NOTES, REFER TO DWG NO: DH0008-ENG-C-PF-0001
 4. PENGERANG OVERALL MASTER PLAN REFER DWG. No: DH0008-ENG-PF-0001
 5. FOR STANDARD CONNECTION DETAILS REFER DWG. No: DH0008-ENG-C-SJ-0011 TO 0020
 6. FOR STANDARD ANCHOR BOLT DETAILS REFER DWG. No: DH0008-ENG-C-SJ-0001
 7. FOR STANDARD HANDRAIL DETAILS REFER DWG. No: DH0008-ENG-C-SJ-0003
 8. FOR STANDARD STAIRCASE DETAILS REFER DWG. No: DH0008-ENG-C-SJ-0005
 9. FOR STANDARD GRATING DETAILS REFER DWG. No: DH0008-ENG-C-SJ-0007
 10. FOR FOUNDATION & CONNECTION DETAILS REFER DWG. No: DH0008-ENG-C-SJ-0013
 11. ALL CONNECTIONS ARE BOLTED CONNECTIONS.
 12. ALL THE STRUCTURAL MEMBERS HAVE TO BE HOT DIP GALVANIZED.

ABBREVIATION:

B/C/P-01 : B1 = MEMBER SIZE & C/P-01 = CONNECTION TYPE

TOC = TOP OF CONCRETE

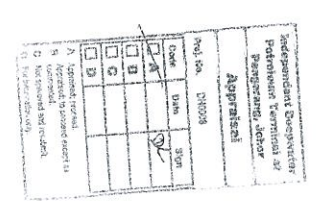
FPL = FINISHED PLATFORM LEVEL

GL = GROUND LEVEL

TOS = TOP OF STEEL

LEGENDS:

MARKING	SIZE	NOTE
C-1	UC 152 x 152 x 23 KGM	COLUMN
B1	C 200 x 80 x 24 KGM	BEAM
B2	C 200 x 80 x 24 KGM	BEAM
B3	C 200 x 80 x 24 KGM	BEAM
BRT	165 x 65 x 8 THK	BRACING



PROJECT TITLE:
INDEPENDENT DEEPWATER PETROLEUM TERMINAL AT PENGERANG

NO.	DESCRIPTION	BY	CHK'D	APPR.	DATE
1	APPROVED FOR CONSTRUCTION				12.08.13
0	ISSUED FOR APPROVAL	KSR	WKL/ZL	LKL	12.11.12
A	ISSUED FOR REVIEW	KSR	WKL/ZL	LKL	29.08.12

PROJECT OWNER:
PENGERANG INDEPENDENT TERMINALS SDN.BHD.

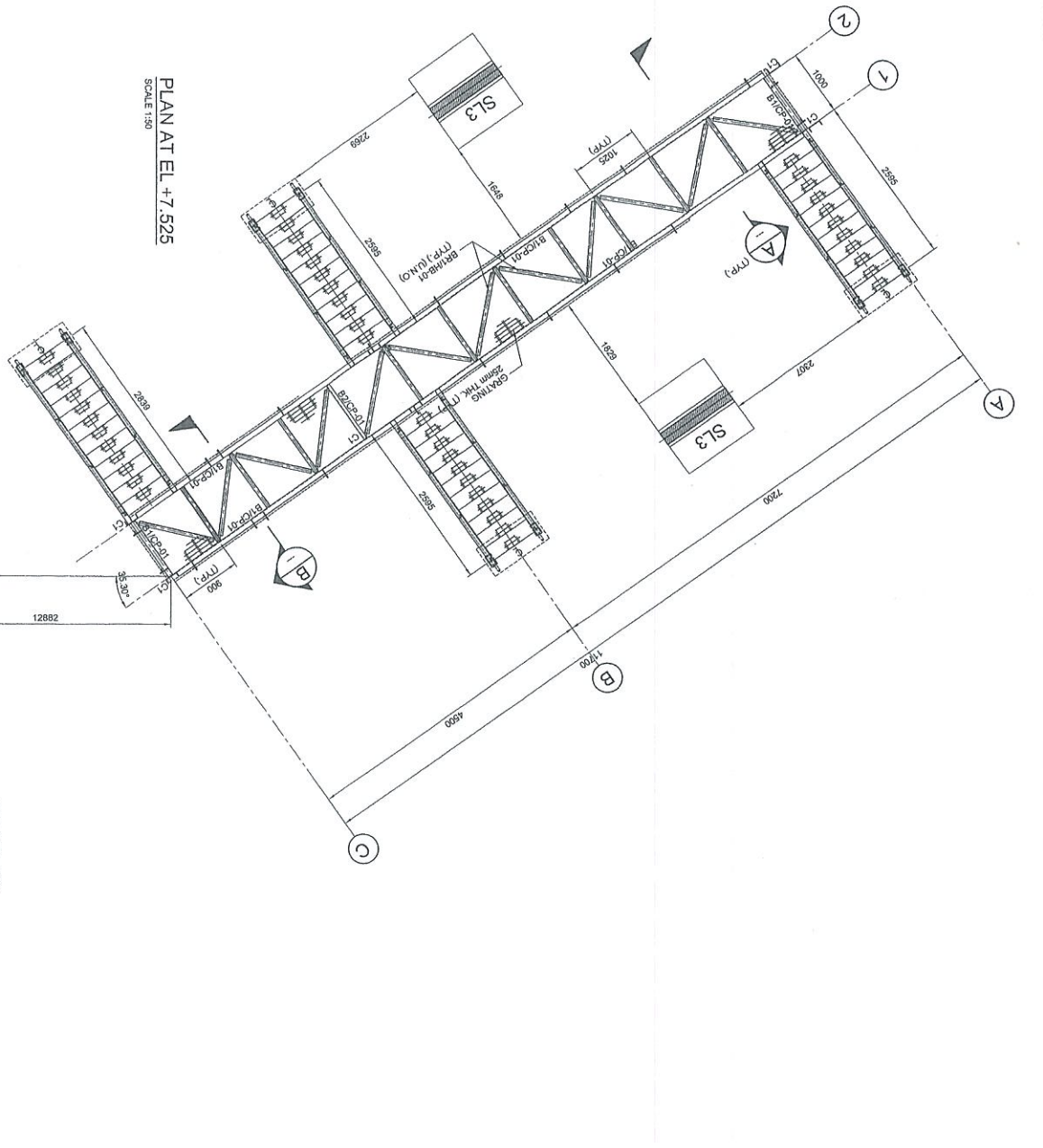
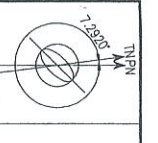
EPCC CONTRIBUTOR:
DIALOG E & C SDN. BHD. (168398-U)
108, BLOK 6, PHLSD DAMANSARA 1,
NO. 8, JALAN 16/11, 45350 PETALING JAYA, SELANGOR.

DRAWING TITLE:
PLAN & SECTIONAL DETAILS OF OPERATING PLATFORM 104-OPF-12 FOR TANKPIT-104

SCALE: 1:30

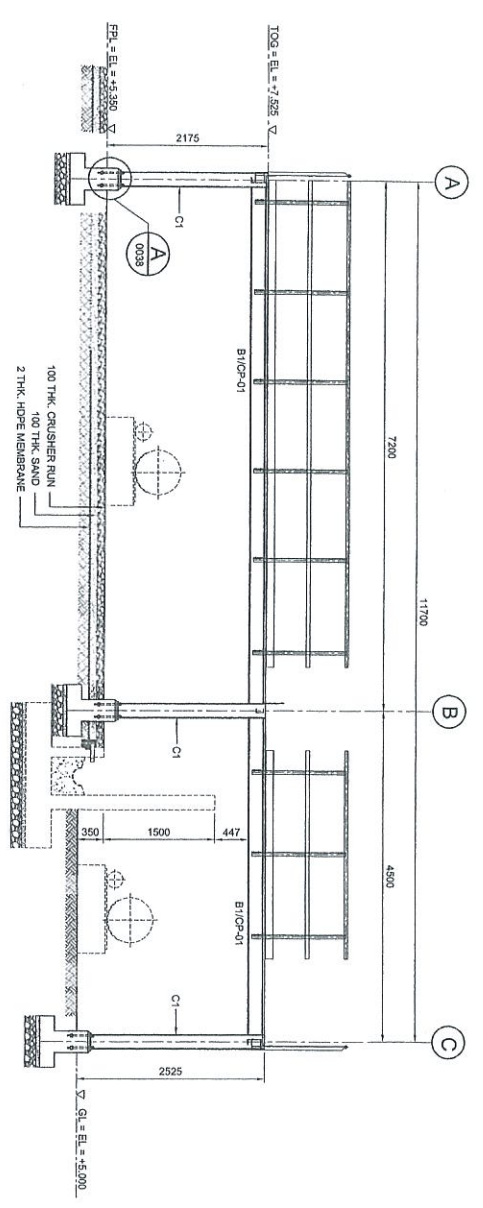
DATE: 29.08.12

DWG. NO.: DH0008-ENG-C-PF-0074

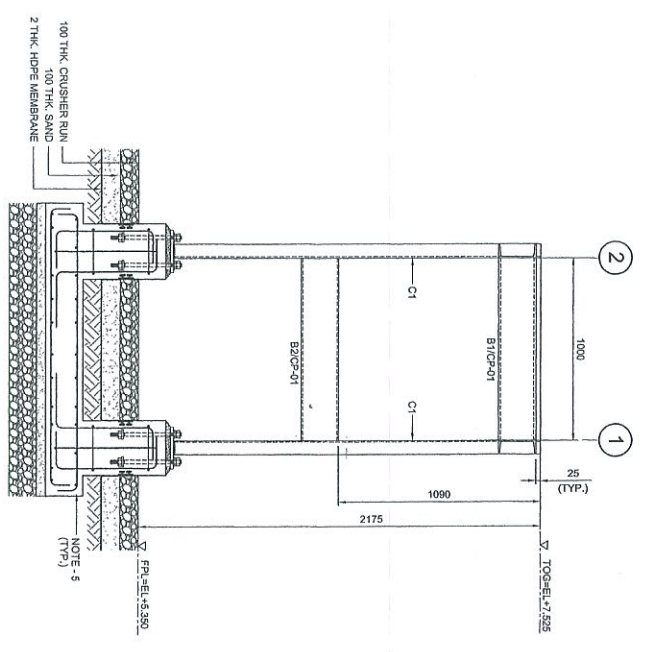


PLAN AT EL. +7.525
SCALE 1:50

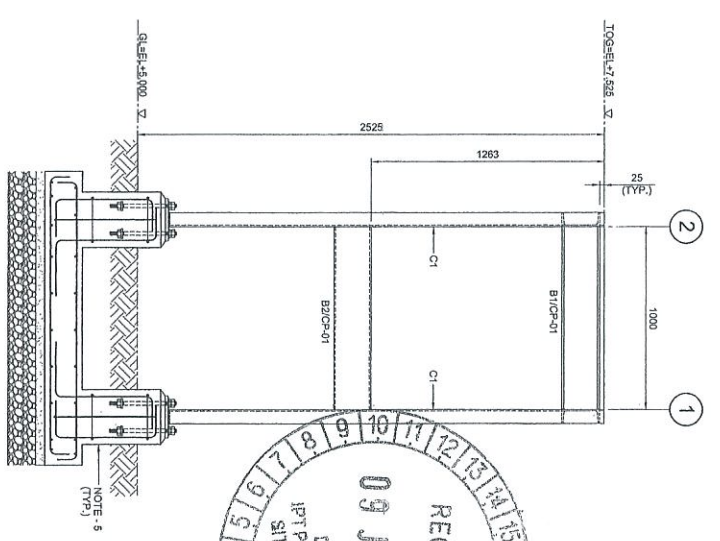
TK-101-06
Ø39.8x22ht
25000 m3
(CENTER LINE)




ELEVATION ALONG GRID 2
SCALE 1:50



SECTION A
SCALE 1:20



SECTION B
SCALE 1:20



APPROVED FOR CONSTRUCTION

COPY 2.3



NO.	DATE	BY	REVISION

- NOTES:**
- ALL DIMENSIONS ARE IN MILLIMETERS & LEVELS IN METERS
 - READ THIS DWG. IN CONJUNCTION WITH DWG. NO. DH008-ENG-C-PF-001 FOR LOCATION/COORDINATION AND OVERALL PLAN.
 - FOR STRUCTURE NOTES, REFER TO DWG. NO. DH008-ENG-C-PF-001.
 - PENGERANG OVERALL MASTER PLAN REFER DWG. NO. DH008-ENG-PH-0-0001.
 - FOR SPURBASE & FOUNDATION DETAILS REFER DWG. NO. DH008-ENG-C-PF-0017 & 0018.
 - FOR STANDARD CONNECTION DETAILS REFER DWG. NO. DH008-ENG-C-SJ-0011 TO 0020.
 - FOR STANDARD ANCHOR BOLT DETAILS REFER DWG. NO. DH008-ENG-C-SJ-0001.
 - FOR STANDARD HANDRAIL DETAILS REFER DWG. NO. DH008-ENG-C-SJ-0003.
 - ALL CONNECTIONS ARE BOLTED CONNECTIONS.
 - ALL THE STRUCTURAL MEMBERS HAVE TO BE HOT DIPPED GALVANIZED.
 - PRE SLEEPER DETAIL REFER DWG. NO. DH008-ENG-C-PS-0002

ABBREVIATION:

- B1/C1-01 : 81 = MEMBER SIZE & C1-01 = CONNECTION TYPE
- TOP. = TOP OF GRATING.
- F.L. = FINISHED PLATFORM LEVEL.
- CL. = GROUND LEVEL.

LEGENDS:

MARKING	SIZE	NOTE
CT	C 200 x 80 x 24 KGM	COLUMN
B1	C 200 x 80 x 24 KGM	BEAM
B2	C 200 x 80 x 24 KGM	BEAM
BH1	L 65 x 65 x 6 THK.	BRAKING

NO.	DATE	BY	REVISION
1			

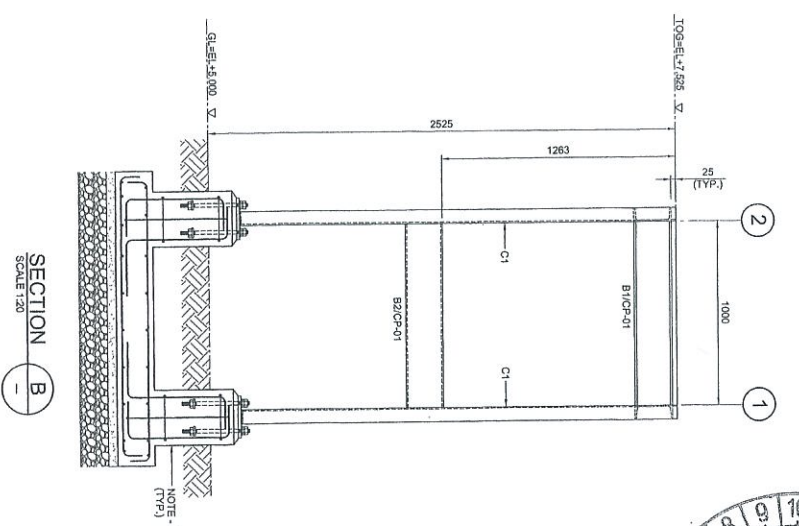
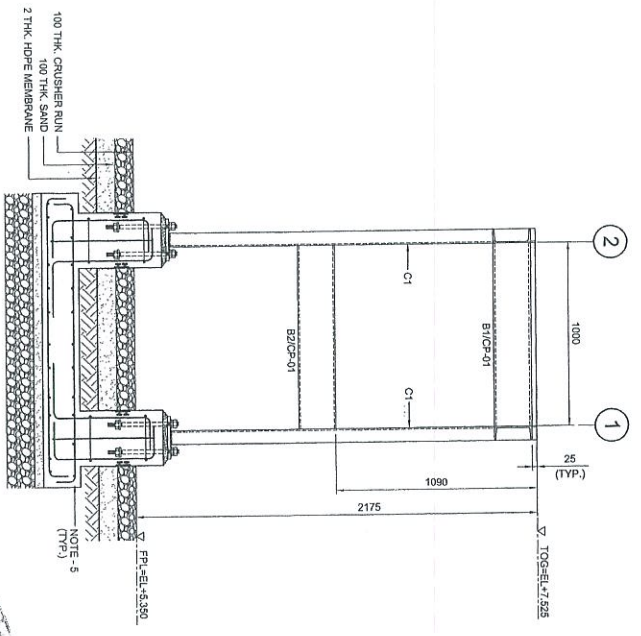
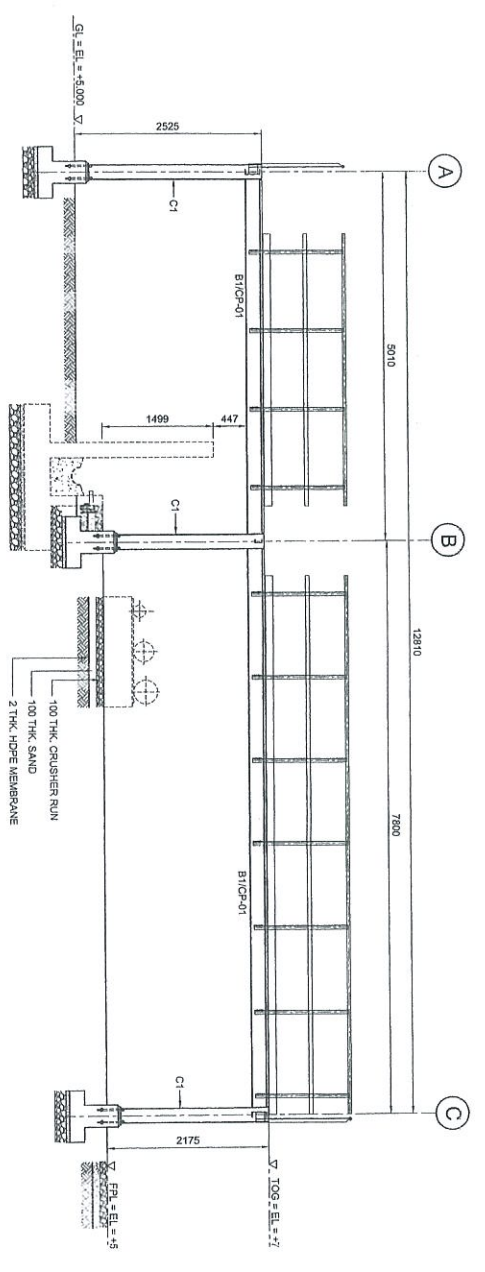
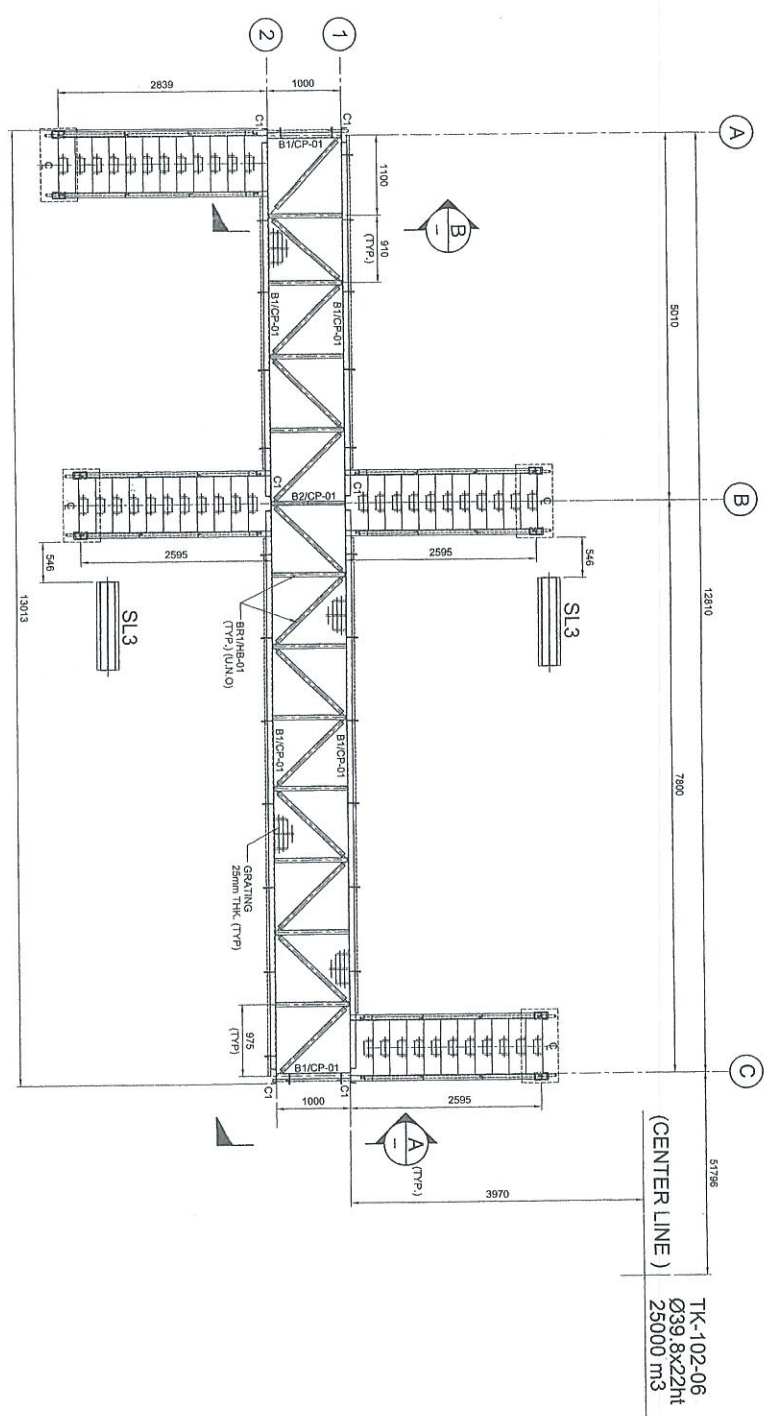
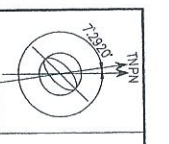
PROJECT TITLE :
INDEPENDENT DEEPWATER PETROLEUM TERMINAL AT PENERANG

PROJECT OWNER :
PENGERANG INDEPENDENT TERMINALS SDN.BHD.

EPCC CONTRACTOR :
DIALOG E & C SDN. BHD. (18939-U)
109, BLOK C, PATEL DAMANSARA 1, NO. 3, JALAN 19/11, 46350 PETALING JAYA, SELANGOR

DRAWING TITLE :
PLAN & SECTIONAL DETAILS OF CROSSOVER PLATFORM 101-CPF-10 FOR TANKPT-101

SCALE : 1:50, 1:20	CHECKED : WKL/ZJ
DRAWN : SHJ	APPROVED : LKM
DATE : 02.05.13	FILENAME : DH008-ENG-C-PF-0090
DWG. NO. : DH0008-ENG-C-PF-0090	SHT. NO. : REX
(1 OF 1)	1



APPROVED	DATE	BY
APPROVED	DATE	BY
APPROVED	DATE	BY
APPROVED	DATE	BY

NOTES:


1. ALL DIMENSIONS ARE IN MILLIMETERS & LEVELS IN METERS
2. READ THIS DWG. IN CONJUNCTION WITH DWG. NO. DH008-ENG-C-PF-0004 FOR LOCATION, ORIENTATION AND OVERALL PLAN.
3. FOR STRUCTURE NOTES REFER TO DWG. NO. DH008-ENG-C-SI-0011.
4. REFER TO OVERALL MASTER PLAN REFER DWG. NO. DH008-ENG-PH-C-0001.
5. FOR STRUCTURE & FOUNDATION DETAILS REFER DWG. NO. DH008-ENG-C-PF-0037 & 0038.
6. FOR STANDARD CONNECTION DETAILS REFER DWG. NO. DH008-ENG-C-SI-0011 TO 0020.
7. FOR STANDARD ANCHOR BOLT DETAILS REFER DWG. NO. DH008-ENG-C-SI-0001.
8. FOR STANDARD MANUAL DETAILS REFER DWG. NO. DH008-ENG-C-SI-0003.
9. ALL CONNECTIONS ARE BOLTED CONNECTIONS.
10. ALL THE STRUCTURAL MEMBERS HAVE TO BE HOT DIPPED GALVANIZED.
11. PIPE SLEEPER DETAIL REFER DWG. NO. DH008-ENG-C-PF-0002

ABBREVIATION:

B1/CP-01 : B1 = MEMBER SIZE & CP-01 = CONNECTION TYPE
 TOC = TOP OF GRATING
 FPL = FINISHED PLATFORM LEVEL
 CL = GROUND LEVEL

LEGENDS:

MARKING	SIZE	NOTE
C1	C 200 x 80 x 24 KG/M	COLUMN
B1	C 200 x 80 x 24 KG/M	BEAM
B2	C 200 x 80 x 24 KG/M	BEAM
BHT	L 85 x 65 x 6 THK	BRACING



COPY 2.3

PROJECT TITLE:
INDEPENDENT DEEPWATER PETROLEUM TERMINAL AT PENERANG

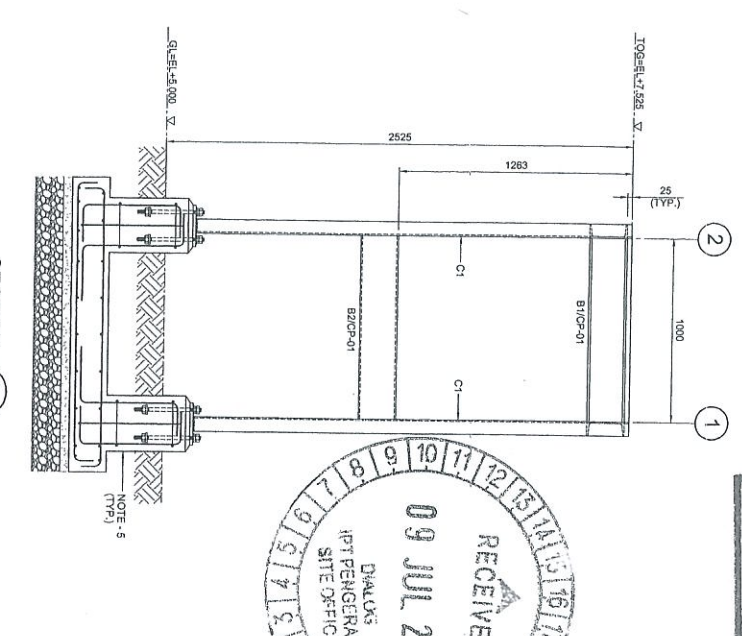
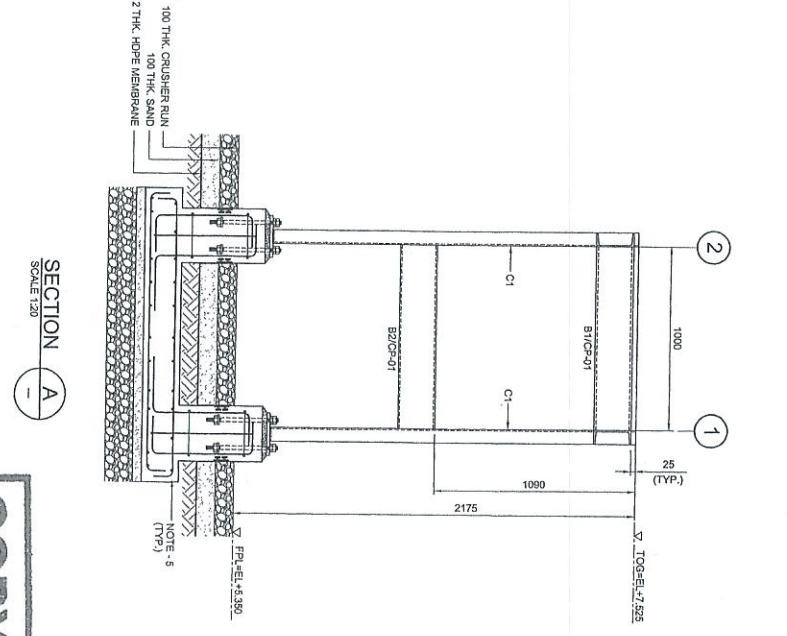
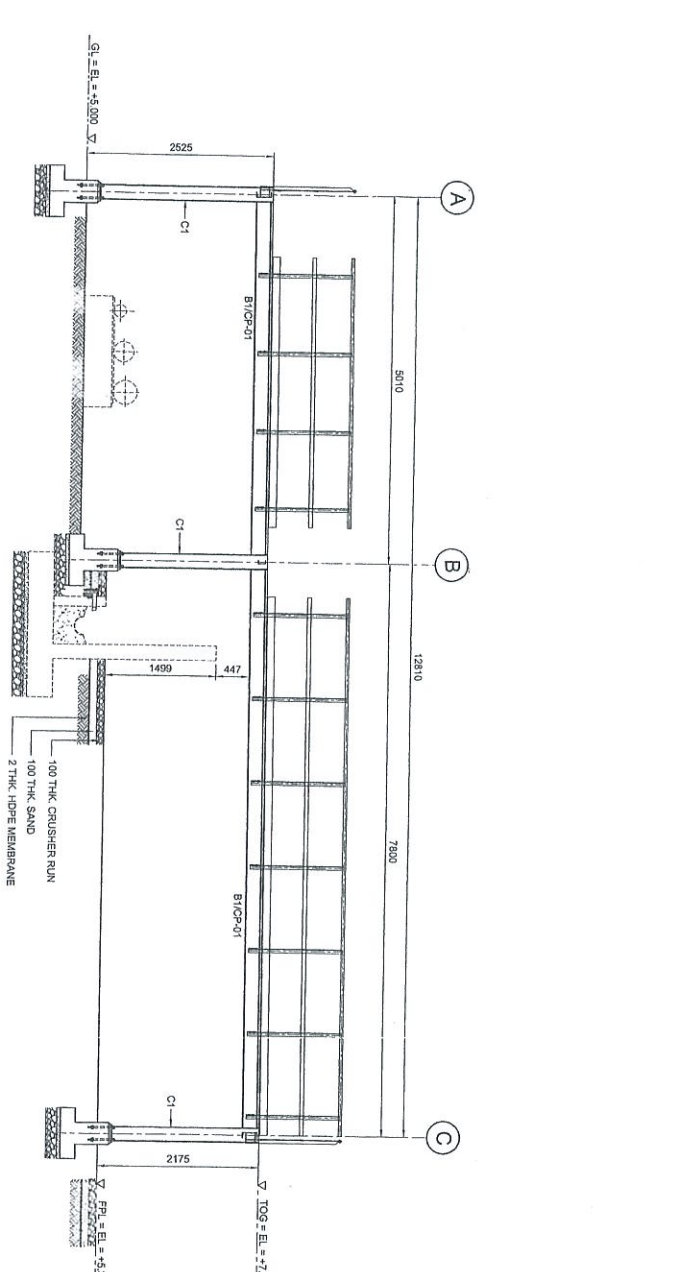
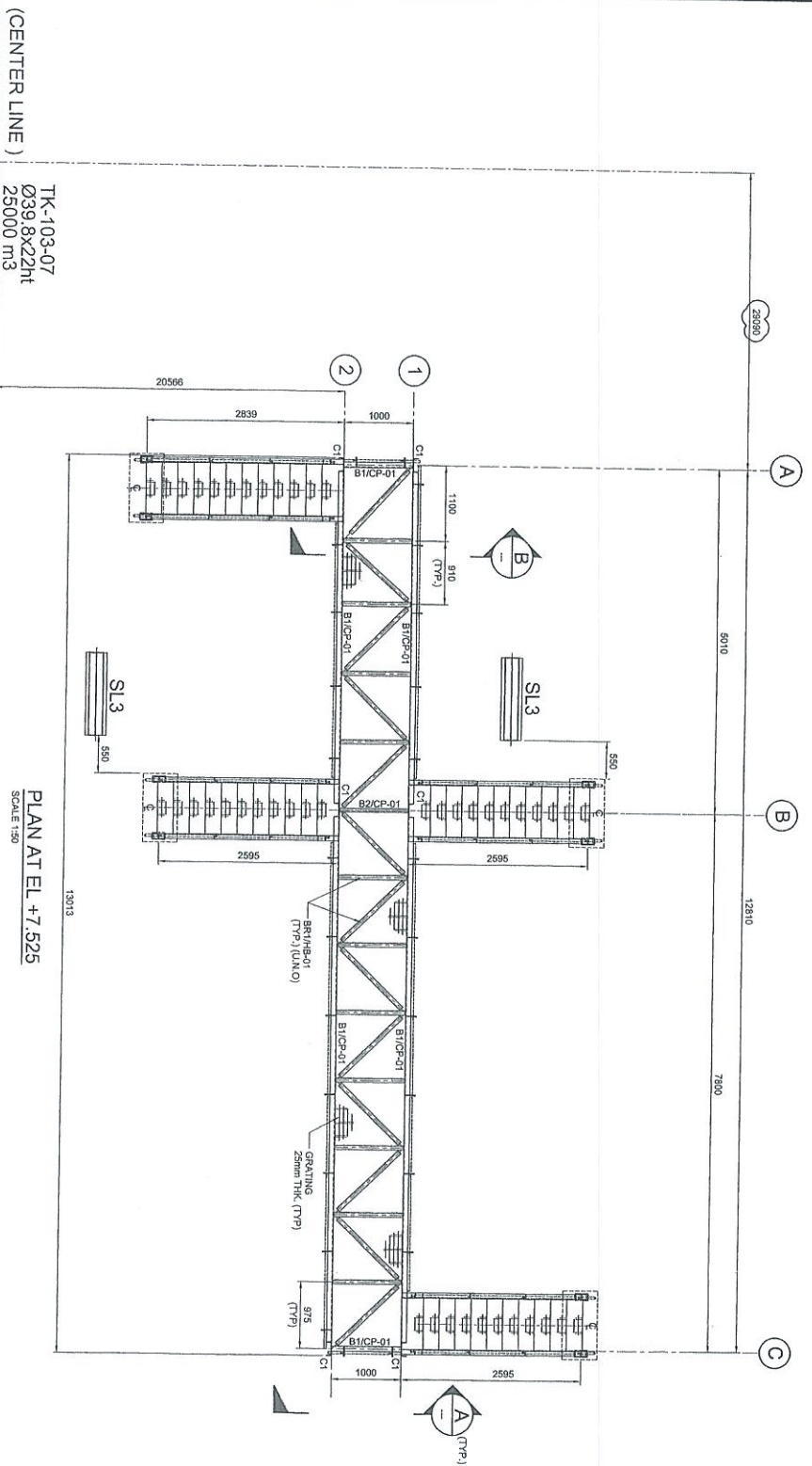
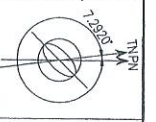
PROJECT OWNER:
PENERANG INDEPENDENT TERMINALS SDN. BHD.

EPCC CONTRACTOR:
DIALOG E & C SDN. BHD. (18290-U)
 109, BLOK G, PHASE DAUNSIKA 1,
 NO. 9, JALAN 16/11, 46350 PETANG JAYA, SELANGOR

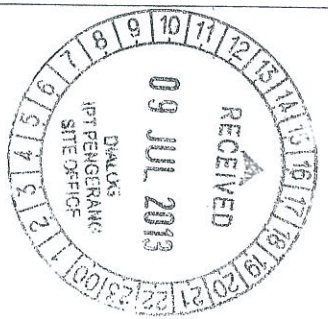
DRAWING TITLE:
PLAN & SECTIONAL DETAILS OF CROSSOVER PLATFORM 102-CPF-09 FOR TANKPIT-102

SCALE : 1:30, 1:20	CHECKED : WK/ZJ
DRAWN : YJR	APPROVED : LKW
DATE : 02.05.13	FILENAME : DH008-ENG-C-PF-0091
DWG. NO. : DH008-ENG-C-PF-0091	SHT. NO. : 1
	REV. : (1 OF 1)

APPROVED FOR CONSTRUCTION



COPY 2.3



Proj. No.	DK0008	Rev.	1
Date	15/11/11	Appr.	[Signature]
Code	103	Scale	1:50
Drawn	[Signature]	Checked	[Signature]
Appr.	[Signature]	Rev.	1

NOTES:

1. ALL DIMENSIONS ARE IN MILLIMETERS & LEVELS IN METERS
2. READ THIS DWG. IN CONJUNCTION WITH DWG. No: DH0008-ENG-C-PF-0004 FOR LOCATION, ORIENTATION AND OVERALL PLAN.
3. FOR STRUCTURE NOTES REFER TO DWG NO: DH0008-ENG-C-01-0001
4. PENGERANG OVERALL MASTER PLAN REFER DWG. No: DH0008-ENG-PF-C-0001
5. FOR SPARCASE & FOUNDATION DETAILS REFER DWG. No: DH0008-ENG-C-PF-0037 & 0038
6. FOR STANDARD CONNECTION DETAILS REFER DWG. No: DH0008-ENG-C-SI-0011 TO 0020.
7. FOR STANDARD ANCHOR BOLT DETAILS REFER DWG. No: DH0008-ENG-C-SI-0001
8. FOR STANDARD MANUAL DETAILS REFER DWG. No: DH0008-ENG-C-SI-0003
9. ALL CONNECTIONS ARE BOLTED CONNECTIONS.
10. ALL THE STRUCTURAL MEMBERS HAVE TO BE HOT DIPPED GALVANIZED.
11. PIPE SLEEPER DETAIL REFER DWG NO DH0008-ENG-C-PF-0002

ABBREVIATION:

- B1/CP-01 B1 = MEMBER SIZE & CP-01 = CONNECTION TYPE
- TOPC = TOP OF GRATING.
- FPL = FINISHED PLATFORM LEVEL.
- GL = GROUND LEVEL.

LEGENDS:

MARKING	SIZE	NOTE
C1	C 200 x 80 x 24 KGM	COLUANN
B1*	C 200 x 80 x 24 KGM	BEAM
B2	C 200 x 80 x 24 KGM	BEAM
BRT*	L 65 x 65 x 8 THK	BRACING

NO	DATE	DESCRIPTION	BY	CHK'D	APPR.	DATE
1	25.06.13	APPROVED FOR CONSTRUCTION	[Signature]	[Signature]	[Signature]	
0	02.05.13	ISSUED FOR APPROVAL	[Signature]	[Signature]	[Signature]	
A	30.04.13	ISSUED FOR REVIEW	[Signature]	[Signature]	[Signature]	

PROJECT TITLE:

INDEPENDENT DEEPWATER PETROLEUM
TERMINAL AT PENGERANG

PROJECT OWNER:

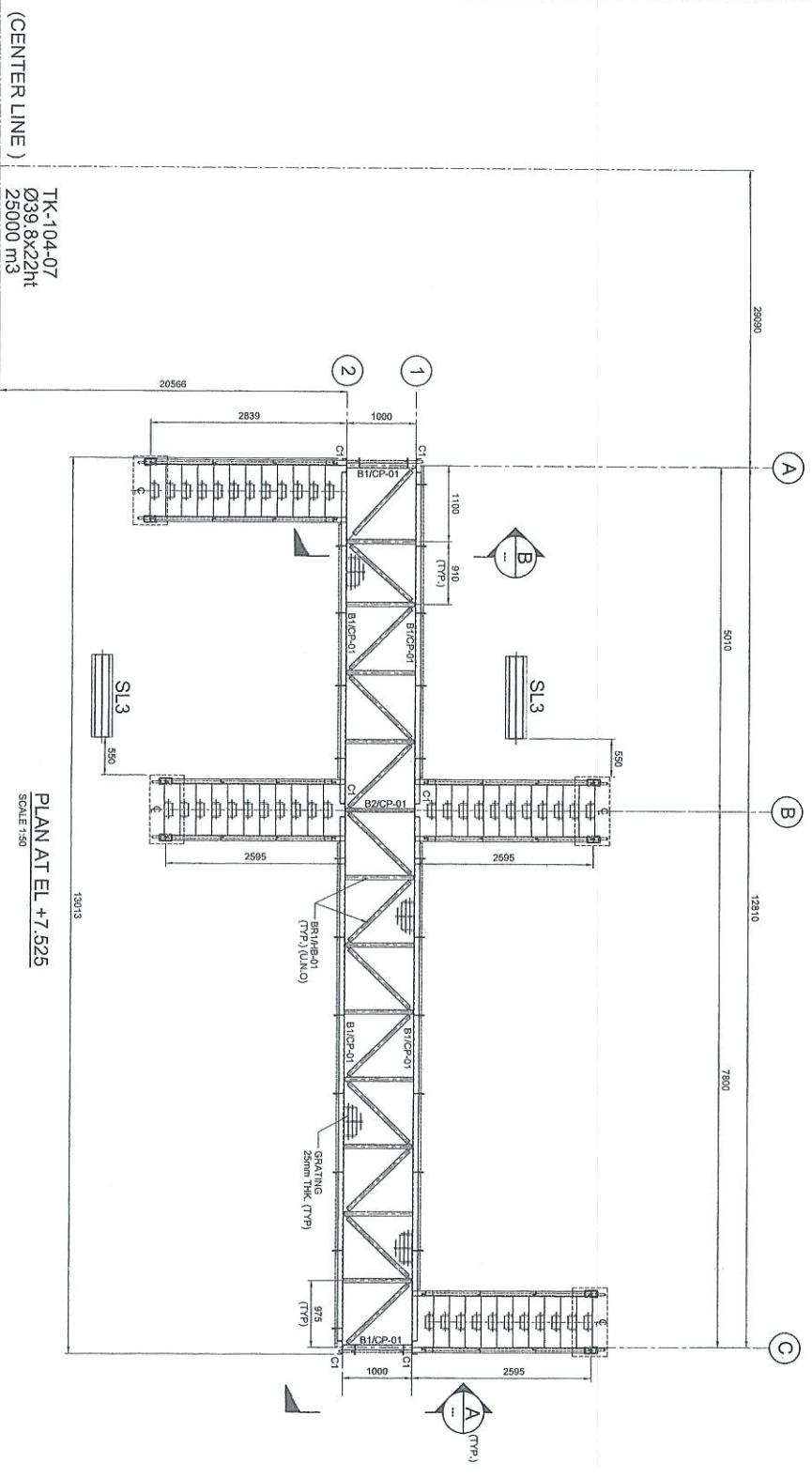
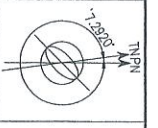
PENGERANG INDEPENDENT TERMINALS SDN. BHD.,
DIALOG E & C SDN. BHD. (165296-U)
109, BLOK 5, PHILIP DAMANSARA 1,
NO. 9, JALAN 15/11, 46350 PETALING JAYA, SELANGOR.

DRAWING TITLE:

PLAN & SECTIONAL DETAILS OF
CROSSOVER PLATFORM 103-CPF-09
FOR TANKPIT-103

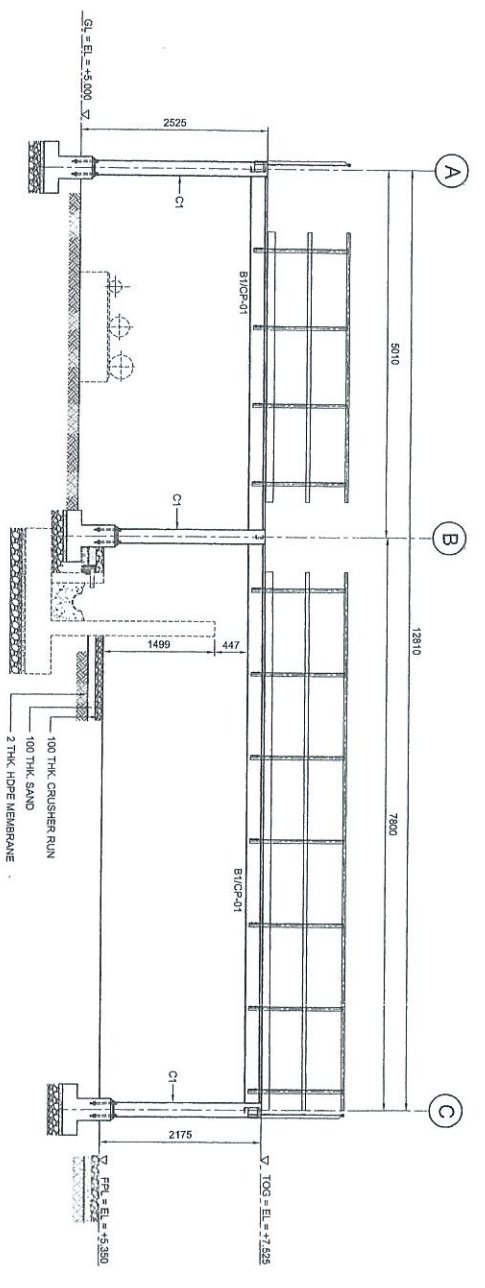
SCALE	1:50, 1:20	CHECKED	WK/JZ
DRAWN	YVR	APPROVED	LKM
DATE	02.05.13	FILENAME	DH0008-ENG-C-PF-0092
DWG. NO.	DH0008-ENG-C-PF-0092	SHT. NO.	1
		REV.	(1 OF 1)

APPROVED FOR CONSTRUCTION

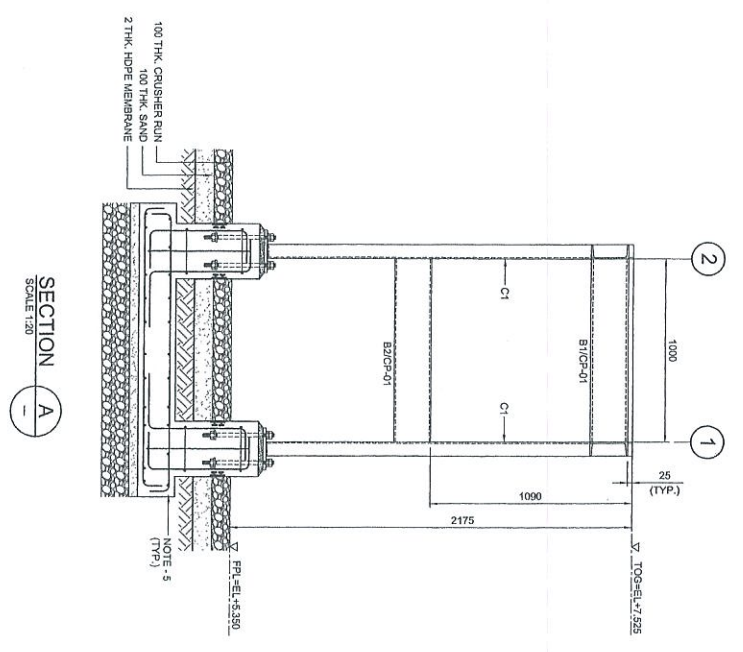


(CENTER LINE)
TK-104-07
Ø39 8x22ht
25000 m3

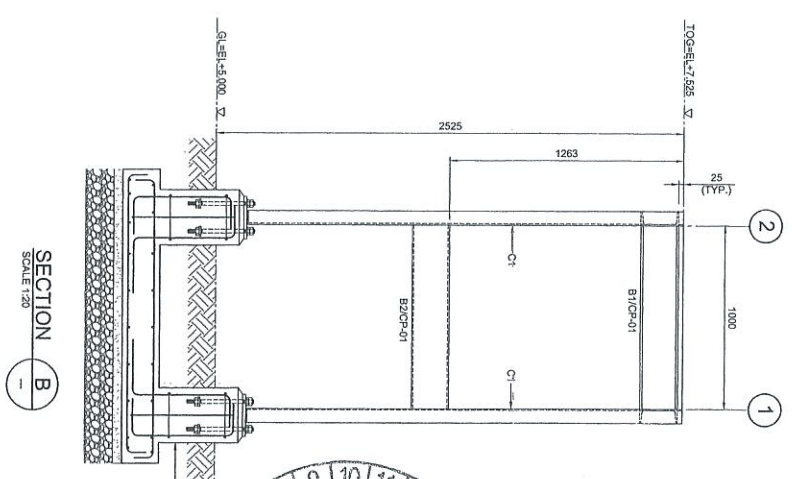
PLAN AT EL. +7.525
SCALE 1:50



ELEVATION ALONG GRID 2
SCALE 1:50



SECTION A
SCALE 1:20



SECTION B
SCALE 1:20



Proj. No.	DH008	Rev.	1
Drawn	WKL/ZU	Checked	WKL/ZU
Approved	WKL/ZU	Approved	WKL/ZU
Author	WKL/ZU	Approved	WKL/ZU
Checked	WKL/ZU	Approved	WKL/ZU
Approved	WKL/ZU	Approved	WKL/ZU

NOTES:

1. ALL DIMENSIONS ARE IN MILLIMETERS & LEVELS IN METERS
2. READ THIS DWG. IN CONJUNCTION WITH DWG. NO: DH008-ENG-C-PF-004 FOR LOCATION/ORIENTATION AND OVERALL PLAN.
3. FOR STRUCTURE NOTES, REFER TO DWG. NO: DH008-ENG-C-SI-0001.
4. PILINGING OVERALL MASTER PLAN REFER DWG. NO: DH008-ENG-PI-C-0001.
5. FOR SHORING & FOUNDATION DETAILS REFER DWG. NO: DH008-ENG-C-PF-0037 & 0038.
6. FOR STANDARD CONNECTION DETAILS REFER DWG. NO: DH008-ENG-C-SI-0011 TO 0020.
7. FOR STANDARD ANCHOR BOLT DETAILS REFER DWG. NO: DH008-ENG-C-SI-0001.
8. FOR STANDARD HORIZONTAL DETAILS REFER DWG. NO: DH008-ENG-PI-C-0003.
9. ALL CONNECTIONS ARE BOLTED CONNECTIONS.
10. ALL THE STRUCTURAL MEMBERS HAVE TO BE HOT DIPPED GALVANIZED.
11. PIPE SLEEPERS DETAIL REFER DWG. NO. DH008-ENG-C-PF-0022


ABBREVIATION:

- B1/C-P-01 = MEMBER SIZE & C-P-01 = CONNECTION TYPE.
 100 = TOP OF GRADING.
 FFL = FINISHED PLATFORM LEVEL.
 GL = GROUND LEVEL.

LEGENDS:

MARKING	SIZE	NOTE
C1	C 200 x 80 x 24 KGM	COLUMN
B1	C 200 x 80 x 24 KGM	BEAM
B2	C 200 x 80 x 24 KGM	BEAM
ST	L 65 x 65 x 6 THK	BRACING

COPY 2.3



PROJECT TITLE:
INDEPENDENT DEEPWATER PETROLEUM
TERMINAL AT PENERANG

PROJECT OWNER:
PENERANG INDEPENDENT TERMINALS SDN. BHD.

EPC CONTRACTOR:
DIALOG E & C SDN. BHD. (18229-U)
109, BLOCK G, PHASE DAMANSARA 1,
NO. 9, JALAN 18/11, 46350 PETLING JAYA, SELANGOR.

DRAWING TITLE:
PLAN & SECTIONAL DETAILS OF
CROSSOVER PLATFORM 104-CPF-09
FOR TANKBIT-104

SCALE	1:50, 1:20	CHECKED	WKL/ZU
DESIGN	WKL	APPROVED	WKL/ZU
DATE	02.05.13	FILENAME	DH008-ENG-C-PF-0093
DWG. NO.	DH008-ENG-C-PF-0093	SHT. NO.	1
REV.	(1 OF 1)	REV.	1

APPROVED FOR CONSTRUCTION